

SUMMARY

The Association of American Railroads (AAR) is a railroad policy, research, standard setting and technology organization that focuses on the safety and productivity of the U.S. freight rail industry. AAR's data center prepares and publishes weekly, quarterly and annual rail industry data and statistics for major freight railroads in North America as well as Amtrak. The data includes economic, financial, policy, traffic, safety and general statistical information which provide a comprehensive insight into the operations of North America's freight railroads. AAR also provides publications catalogs and research reports covering many aspects of freight railroad from North America's freight rail network attributes and investment and economic statistics to the correct means of loading and securing various freight shipments.

MORE ABOUT THE DATA:

Developer: Association of American Railroad (AAR)

Update Frequency: Weekly, Quarterly, and Annually

Latest Year Available: 2016

Temporal Coverage: Annual

Geographical Coverage: North America

Geographical Resolution: Major Freight Railroads and Amtrak

Modal Coverage: Rail

Data Format: Tabular

Licensing Agreement: Required

Acquisition Cost: Variable (free for Members)

Contact:

[FDOT TRANSTAT](#)

(850) 414-4848

CURRENT APPLICATIONS

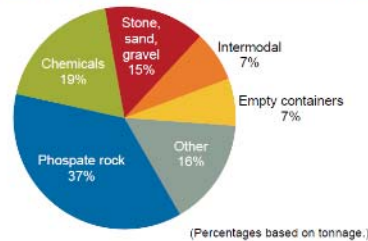
- » Rail and Motor Carrier Operations Office
 - » 2010 Florida Rail System Plan, 2010
- » Office of Policy Planning
 - » Transportation System: Rail Facilities- Freight and Passenger, 2011

POTENTIAL APPLICATIONS

- » Freight Performance Measures
- » Traffic Operations/Services
- » Safety Planning and Analysis
- » Freight Mobility Planning
- » Emergency Preparedness and Security Planning
- » Terminal and Border Access Planning
- » Sustainable Transportation Investment
- » Freight Transportation and Land Use Planning
- » Regulation and Enforcement
- » Hazardous Material Planning

Freight Rail Tonnage Starting and Ending In Florida, 2012*

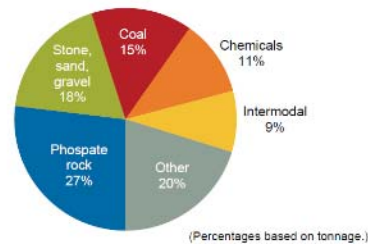
Rail Traffic Originated in 2012 Total Tons: 43.7 million Total Carloads: 764,700



Commodity	Tons	Carloads
Phosphate rock	16,095,000	147,500
Chemicals	8,173,000	94,900
Stone, sand, gravel	6,438,000	66,500
Intermodal	3,220,000	196,100
Empty containers	3,010,000	116,000
Other	6,785,000	143,600

Phosphate rock is used mainly in the production of fertilizers and animal nutrient supplements. Florida was sixth nationally in 2012 in originated rail tons of chemicals (primarily fertilizers), and ninth in intermodal traffic originated.

Rail Traffic Terminated in 2012 Total Tons: 66.7 million Total Carloads: 1,221,000



Commodity	Tons	Carloads
Phosphate rock	17,960,000	166,600
Stone, sand, gravel	12,085,000	120,900
Coal	9,804,000	84,200
Chemicals	7,414,000	89,700
Intermodal	5,913,000	385,200
Other	13,501,000	374,300

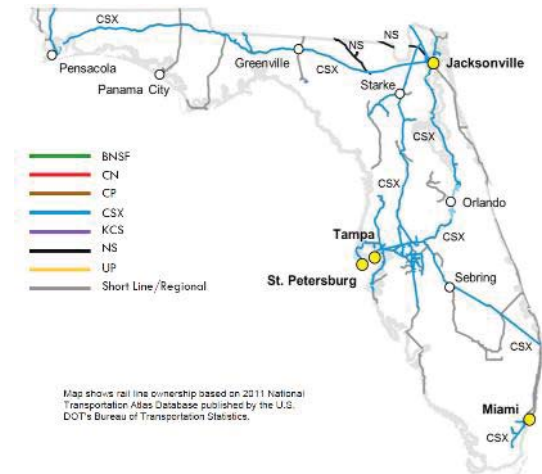
Florida was second nationally in 2012 in terminated rail tons of crushed stone, sand, and gravel, used mainly for construction. Florida was also the nation's 12th-largest electricity generator from coal in 2012. Railroads delivered most of that coal.

Summary Of Freight Railroads in Florida, 2012*

14	2,900	4,981	\$106,110	28,642
Number of Freight Railroads	Freight Railroad Miles	Freight Railroad Employees	Ave. Wages and Benefits Per Freight Railroad Employee	Railroad Retirement Beneficiaries

Florida 2012 Totals	Number of Freight Railroads	Miles Operated	
		Excluding Trackage Rights	Including Trackage Rights
Class I	2	1,693	1,793
Regional	2	431	431
Local	9	774	782
Switching & Terminal	1	2	2
Total	14	2,900	3,008

Florida Rail Lines, 2012*



* Source: <https://www.aar.org/data-center/railroads-states#state/FL>

Complexity Measure	Spatial Coverage	Commodity Coverage	Industry Coverage	Modal Coverage	Temporal Coverage	Collection Frequency/update	Accuracy	Access	Usability
Rating	●	●	○	◐	◑	●	●	◐	●

