
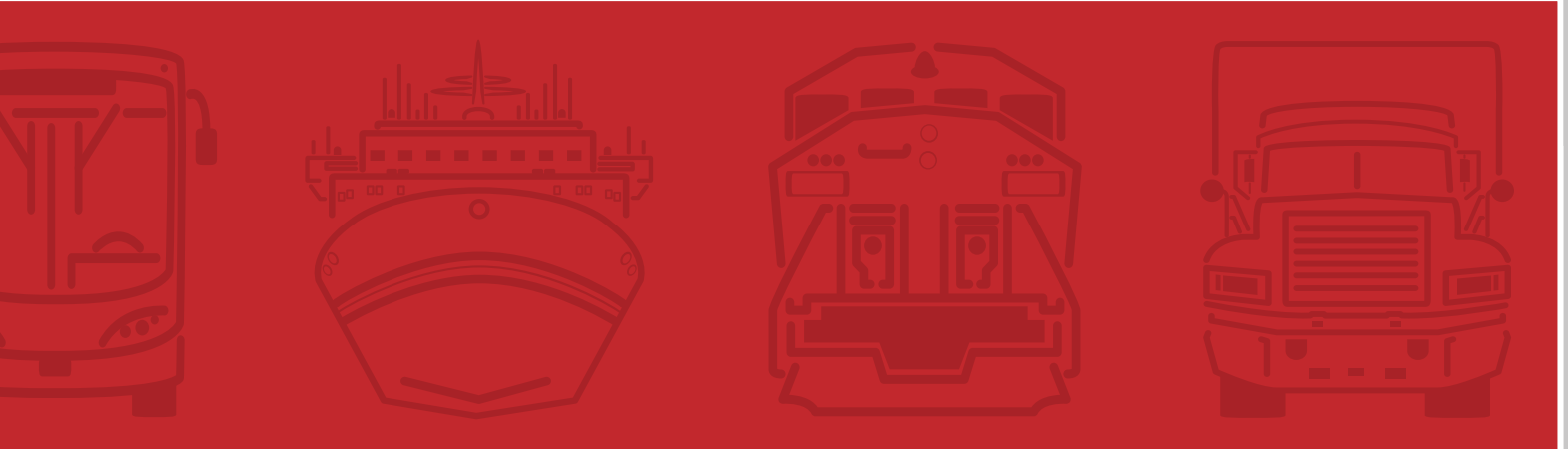


LAKE COUNTY

FREIGHT & LOGISTICS OVERVIEW

FLORIDA DEPARTMENT OF TRANSPORTATION



FDOT MISSION:

THE DEPARTMENT WILL PROVIDE A SAFE TRANSPORTATION SYSTEM THAT ENSURES THE MOBILITY OF PEOPLE AND GOODS, ENHANCES ECONOMIC PROSPERITY AND PRESERVES THE QUALITY OF OUR ENVIRONMENT AND COMMUNITIES.

FLORIDA
CHAMBER
of Commerce

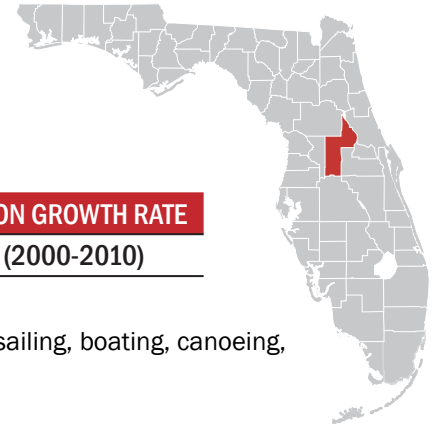
*e***florida**
eflora.com

Work**force**
florida, inc.

January 2013

Lake County

FREIGHT & LOGISTICS OVERVIEW



COUNTY SEAT	LARGEST CITY	AREA	POPULATION	POPULATION GROWTH RATE
Tavares , FL	Leesburg, FL	1157 square miles	297,052	41.1% (2000-2010)

Primary Economic Development Contact: <http://businessinlakefl.com>

- Home to over 1,400 lakes and rivers, Lake County has become a hub for freshwater fishing, sailing, boating, canoeing, and kayaking.
- Lake County has implemented a program to reclaim 63% of its water.
- Showcase of Citrus is located in Lake County and offers 50 different varieties of citrus as well as a ride on the state's largest swamp buggy.



Top 5 Growing Industries

INDUSTRY	NET JOB CREATION
1. Educational Services	359
2. Agriculture, Forestry, Fishing, and Hunting	258
3. Arts, Entertainment, and Recreation	229
4. Other Services (except Public Administration)	221
5. Retail Trade	216

Source: Florida Department of Economic Opportunity. Labor Market Statistics Center. LEHD State of Florida County Reports-Quarterly Workforce Indicators 2010-2011.



Largest Industry Sectors by Employment

INDUSTRY SECTORS	% OF WORKFORCE
1. Trade, Transportation, and Utilities	20.7%
2. Education and Health Services	17.6%
3. Leisure and Hospitality	12.7%

Source: Enterprise Florida



Major Private Sector Employers

EMPLOYER	BUSINESS LINE	NUMBER OF EMPLOYEES
1. Leesburg Regional Medical Center	Healthcare	2,300
2. Wal-Mart Super Center	Retail	1,922
3. Villages of Lake Sumter, Inc.	Retirement Community	1,900
4. Florida Hospital-Waterman	Healthcare	1,562
5. Publix Supermarkets	Retail	1,277

Source: Enterprise Florida

Key Transportation and Freight Facilities

STRATEGIC INTERMODAL SYSTEM (SIS) HIGHWAYS		Florida's Turnpike, US 27, SR 40, Wekiva Parkway
SIS RAILROADS		Florida Central
SIS AIRPORTS		Orlando International Airport
SEAPORTS		Canaveral Port Authority
NON SIS STATE HIGHWAYS		US 441, SR 44, SR 33
GENERAL AVIATION AIRPORTS		Leesburg, Umatilla, Mid Florida Air Service, Tavares Seaplane



Top Imports

INBOUND FREIGHT	TRUCK TONNAGE
1. Nonmetallic Minerals	1,140,381
2. Bulk Movement in Boxcars	737,573
3. Clay, Concrete, Glass or Stone	387,752
4. Petroleum or Coal Products	318,131
5. Food or Kindred Products	308,974

Source: IHS Global Inc.'s Transearch, 2011

Top Exports

OUTBOUND FREIGHT	TRUCK TONNAGE
1. Nonmetallic Minerals	3,494,389
2. Clay, Concrete, Glass or Stone	851,565
3. Food or Kindred Products	371,820
4. Bulk Movement in Boxcars	287,662
5. Farm Products	205,778

Source: IHS Global Inc.'s Transearch, 2011



EXPORTS

Lake County

IMPORTS



Top Trading Partners

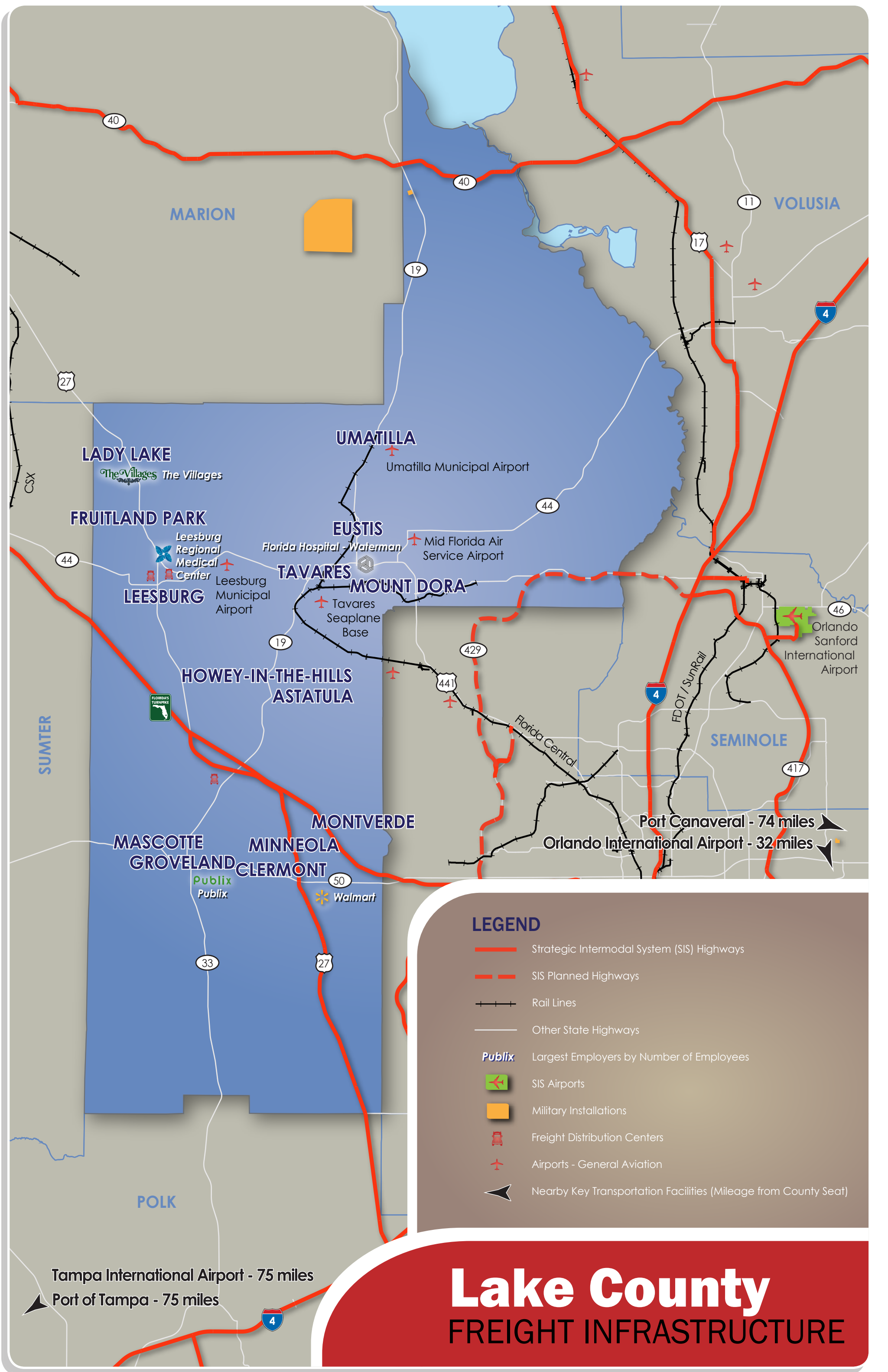
IMPORTS	TRUCK TONNAGE
Marion County, FL	691,758
Sumter County, FL	432,987
Miami-Dade County, FL	245,141
Orange County, FL	163,590
Hillsborough County, FL	151,161

Source: IHS Global Inc.'s Transearch, 2011

Top Trading Partners

EXPORTS	TRUCK TONNAGE
Orange County, FL	1,851,029
Volusia County, FL	860,857
Seminole County, FL	561,752
Marion County, FL	372,778
Hillsborough County, FL	160,032

Source: IHS Global Inc.'s Transearch, 2011



LEGEND

- Strategic Intermodal System (SIS) Highways
- - - SIS Planned Highways
- Rail Lines
- Other State Highways
- Publix** Largest Employers by Number of Employees
- SIS Airports
- Military Installations
- Freight Distribution Centers
- Airports - General Aviation
- Nearby Key Transportation Facilities (Mileage from County Seat)

Lake County
FREIGHT INFRASTRUCTURE

Florida

FREIGHT & LOGISTICS OVERVIEW

POPULATION	U.S. POPULATION RANK	AREA	U.S. AREA RANK	POPULATION GROWTH RATE
18.8 million	4th	53,625 sq. mi.	22nd	17.6% (2000-2010)

Chamber of Commerce website: <http://www.flchamber.org>

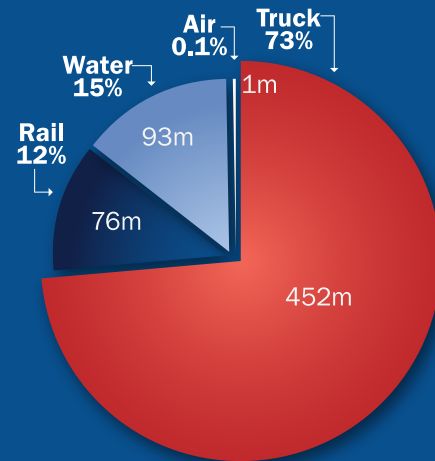
Top Employment Sectors

(Nonagricultural Business Groups by Industry)

1. Trade, Transportation, and Utilities
2. Education and Health Services
3. Government Services
4. Professional and Business Services
5. Healthcare and Social Assistance
6. Leisure and Hospitality

Source: Department of Economic Opportunity-Current Employment Statistics (2012)

DOMESTIC AND INTERNATIONAL MODAL MIX (millions of tons)



Source: Trade & Logistics Study, Florida Chamber 2009

Top Business Sector Initiatives for Retention and Promotion

1. Clean Energy
2. Information Technology
3. Life Sciences
4. Aviation/ Aerospace
5. Homeland Security/ Defense
6. Financial/ Professional Services

Source: Florida Chamber of Commerce

TOTAL FREIGHT FLOWS



Source: Trade & Logistics Study, Florida Chamber 2009

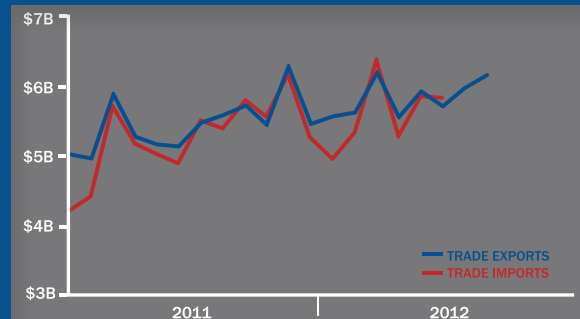
Top International Trade Partners

The state of Florida is a major international hub accounting for approximately \$149 billion in international trade activity in 2011.

EXPORTS		IMPORTS	
1. Switzerland		1. China	
2. Brazil		2. Mexico	
3. Venezuela		3. Japan	
4. Canada		4. Canada	
5. Colombia		5. Colombia	

Source: Trade & Logistics Study, Florida Chamber 2009

FLORIDA TRADE ACTIVITY



Florida infrastructure moves 762 million tons of freight traffic annually.

The state highway system sees 195,755 million annual vehicle miles of travel.

Truck travel accounted for approximately 11% of vehicle miles traveled on the SIS in 2010.

Florida has over 2,700 miles of rail lines, which move over 98 million tons of freight annually.

Florida has 784 aviation facilities, 129 public use, and 19 have commercial service.

The state boasts 2 spaceports and 5 active launch facilities.

Florida's 15 deepwater seaports moved 106.4 million tons of cargo and handled 2.8 million TEU's (20 foot equivalent container unit) in 2010.

Seven of the 15 seaports in Florida carried 12.7 million passengers, 12.1 million of which sailed on multi-day cruises in 2010.

100% of SIS waterborne freight in Florida is on a coastal or international shipping route.

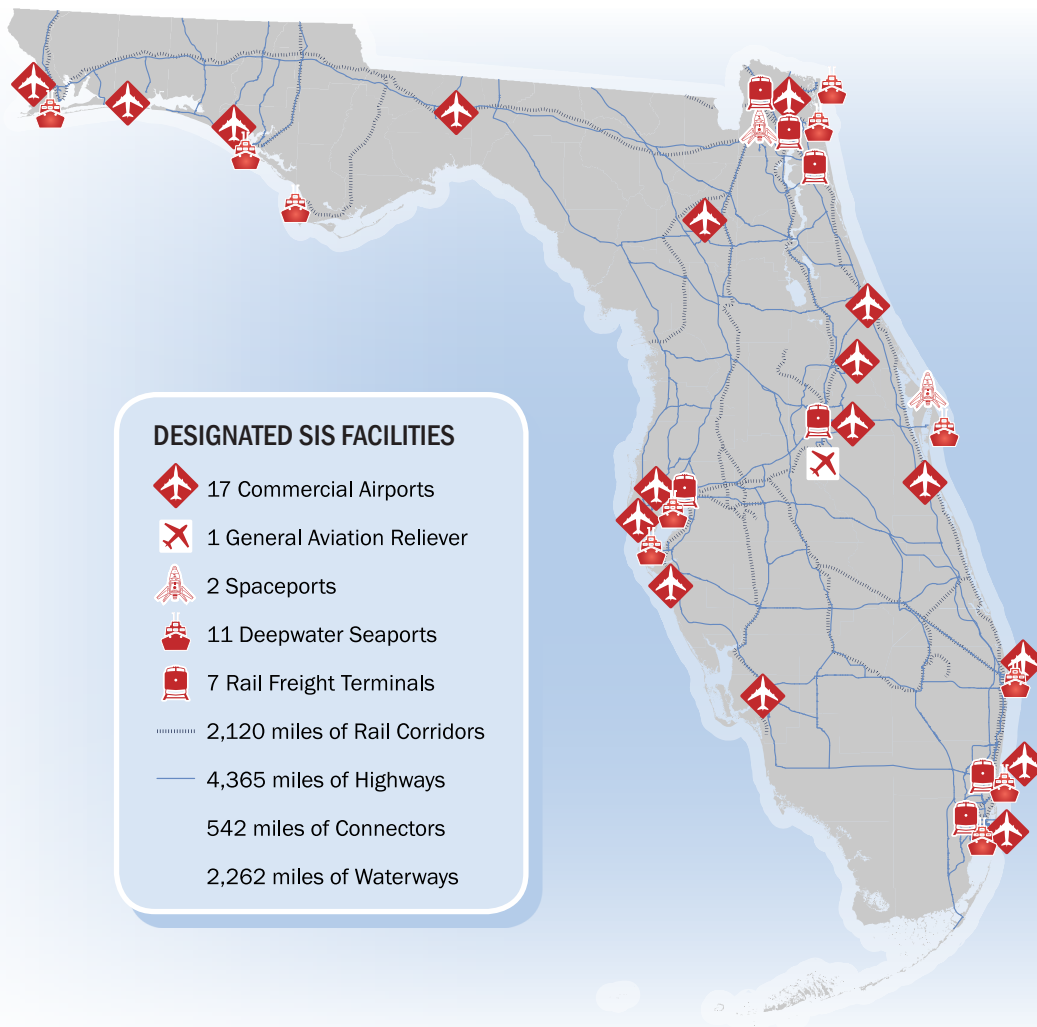
16 Fortune 500 companies have their headquarters in Florida.

Florida's Strategic Intermodal System (SIS)

- **Strategic** – Consists of statewide and regionally significant facilities and services
- **Intermodal** – Contains all forms of transportation for moving both people and goods, including linkages for smooth and efficient transfers between modes and major facilities
- **System** – Integrates individual facilities, services, forms of transportation (modes) and linkages into a single, integrated transportation network

The SIS was established to:

- Efficiently serve the mobility needs of Florida's citizens, businesses and visitors
- Help Florida become a worldwide economic leader, enhance economic prosperity and competitiveness, enrich quality of life and reflect responsible environmental stewardship





136 S. Bronough Street
Tallahassee, Florida 32301



800 N. Magnolia Avenue, Suite 1100
Orlando, Florida 32803
(407) 956-5600



1580 Waldo Palmer Lane, Suite 1
Tallahassee, Florida 32308
(850) 921-1119



A message from Governor
Scott on the future of
Florida's Freight and Trade


FDOT CONTACTS

Ananth Prasad, P.E.
Secretary of Transportation
Phone (850) 414-5205
Ananth.Prasad@dot.state.fl.us

Juan Flores
Administrator, Freight Logistics &
Passenger Operations
Phone (850) 414-5245
Juan.Flores@dot.state.fl.us

Richard Biter
Assistant Secretary for Intermodal
Systems Development
Phone (850) 414-5235
Richard.Biter@dot.state.fl.us

Noranne Downs, P.E.
District 5, Secretary
Phone (386) 943-5474
Noranne.Downs@dot.state.fl.us



Federal Legislative Contacts

United States Senate
Bill Nelson
Phone (202) 224-5274

United States Senate
Marco Rubio
Phone (202) 224-3071

US House of Representatives
District 5, Corrine Brown
Phone (202) 225-0123

US House of Representatives
District 10, Daniel Webster
Phone (202) 225-2176

US House of Representatives
District 11, Richard Nugent
Phone (202) 225-1002

State Legislative Contacts:

Florida Senate
District 8, Dorothy L. Hukill
Phone (850) 487-5008

Florida Senate
District 11, Alan Hays
Phone (850) 487-5011

Florida House of Representatives
District 31, Bryan Nelson
Phone (850) 717-5031

Florida House of Representatives
District 32, Larry Metz
Phone (850) 717-5032

Florida House of Representatives
District 33, Marlene O'Toole
Phone (850) 717-5033



In recognition of the significant role that freight mobility plays as an economic driver for the state, an Office of Freight, Logistics and Passenger Operations has been created at FDOT. This office has been tasked with meeting the requirements of legislation in Florida House Bill 599, as well as meeting national freight guidance offered in H.R. 4348, the Moving Ahead for Progress in the 21st Century Act (MAP-21).

HB599 requires FDOT to lead the development of a plan to "enhance the integration and connectivity of the transportation system across and between transportation modes throughout the state." For this reason, Florida is already on schedule to meet MAP-21 guidelines and has become a leader in freight issues through its ongoing work in developing a Freight Mobility and Trade Plan. For more information, please see www.freightmovesflorida.com.