
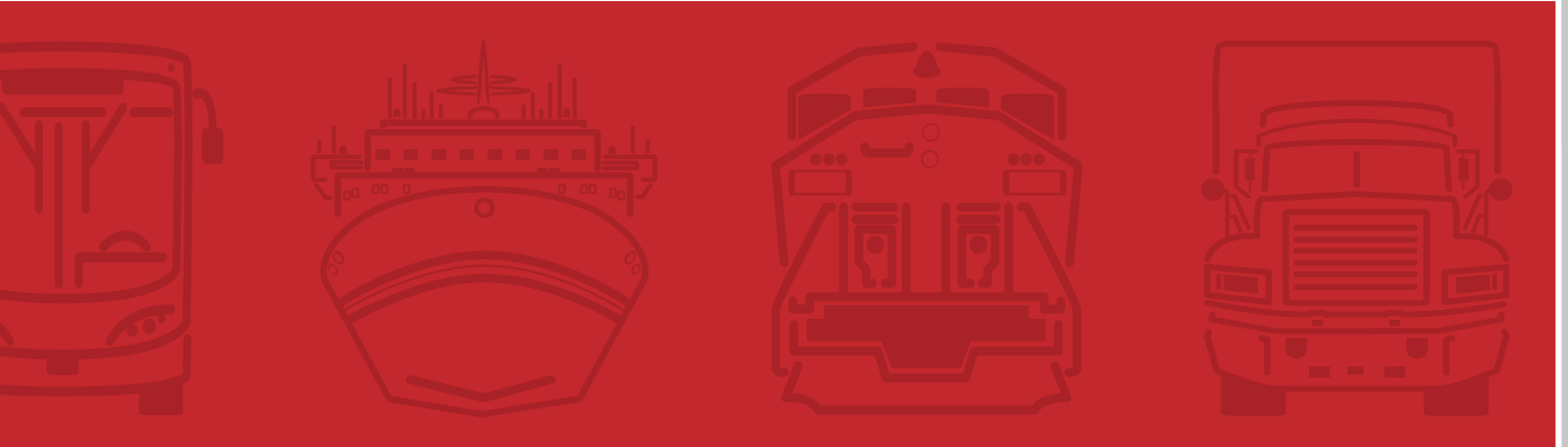


# BROWARD COUNTY

## FREIGHT & LOGISTICS OVERVIEW

FLORIDA DEPARTMENT OF TRANSPORTATION



### FDOT MISSION:

THE DEPARTMENT WILL PROVIDE A SAFE TRANSPORTATION SYSTEM THAT ENSURES THE MOBILITY OF PEOPLE AND GOODS, ENHANCES ECONOMIC PROSPERITY AND PRESERVES THE QUALITY OF OUR ENVIRONMENT AND COMMUNITIES.

**FLORIDA**  
**CHAMBER**  
*of Commerce*

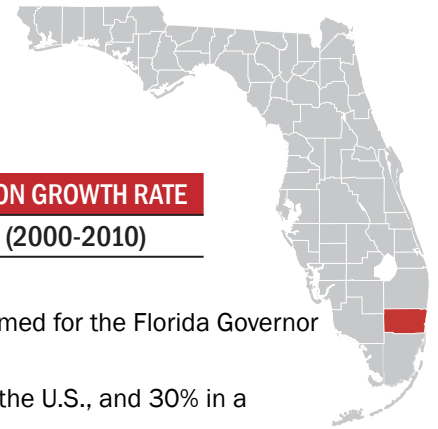
*e***florida**  
eflorida.com

Work**force**  
*florida, inc.*

January 2013

# Broward County

## FREIGHT & LOGISTICS OVERVIEW



COUNTY SEAT	LARGEST CITY	AREA	POPULATION	POPULATION GROWTH RATE
Fort Lauderdale, FL	Fort Lauderdale, FL	1,557 Square Miles	1,748,066	25.5% (2000-2010)

Primary Economic Development Contact: <http://www.browardbiz.com>

- Broward County was created out of parts of Dade and Palm Beach County in 1915. It was named for the Florida Governor Napoleon Bonaparte Broward, who pledged to drain the Everglades for development.
- In 2007 of those residing in Broward County 31% were born in Florida, 39% in other parts of the U.S., and 30% in a foreign country.
- Home to Port Everglades and over 300 miles of navigable inland waterways, Broward County is known as the “Venice of America”.



### Top 5 Growing Industries

INDUSTRY	NET JOB CREATION
1. Retail Trade	15,188
2. Accommodation and Food Services	8,227
3. Administrative, Support, Waste Management, and Remediation Services	5,195
4. Professional, Scientific, and Technical Services	4,263
5. Health care and Social Assistance	3,310

Source: Florida Department of Economic Opportunity. Labor Market Statistics Center. LEHD State of Florida County Reports-Quarterly Workforce Indicators 2010-2011



### Largest Industry Sectors by Employment

INDUSTRY SECTORS	% OF WORKFORCE
1. Trade, Transportation, and Utilities	23.0%
2. Professional and Business Services	15.9%
3. Education and Health Services	13.8%

Source: Enterprise Florida









### Major Private Sector Employers

EMPLOYER	BUSINESS LINE	NUMBER OF EMPLOYEES
1. American Express	Financial Services & Travel Consulting	4,846
2. Nova Southeastern University	University-Bachelors, Masters & Doctoral	3,919
3. PRC	Business Services	3,000
4. Kaplan Higher Education	Classroom & Online Postsecondary Education	3,000
5. Answer Group	Custom Computer Programming & Business Consulting	2,800

Source: Enterprise Florida



## Key Transportation and Freight Facilities

STRATEGIC INTERMODAL SYSTEM (SIS) HIGHWAYS		I-75, I-95, I-595, Florida's Turnpike, US 27, SR 821, SR 869
SIS RAILROADS		FEC, FDOT / Tri-Rail
SIS AIRPORTS		Fort Lauderdale-Hollywood International Airport
SEAPORTS		Port Everglades
NON SIS STATE HIGHWAYS		US 1, US 441
GENERAL AVIATION AIRPORTS		Fort Lauderdale Executive Airport, North Perry Airport, Pompano Beach Airpark, Downtown Fort Lauderdale Heliport



## Top Imports


INBOUND FREIGHT	TRUCK TONNAGE
1. Bulk Movement in Boxcars	166,068
2. Petroleum or Coal Products	10,403
3. Nonmetallic Minerals	4,795
4. Clay, Concrete, Glass or Stone	2,163
5. Food or Kindred Products	2,005

Source: IHS Global Inc.'s Transearch, 2011

## Top Exports

OUTBOUND FREIGHT	TRUCK TONNAGE
1. Petroleum or Coal Products	3,592,928
2. Bulk Movement in Boxcars	2,869,017
3. Clay, Concrete, Glass or Stone	2,094,365
4. Food or Kindred Products	1,646,007
5. Nonmetallic Minerals	849,880

Source: IHS Global Inc.'s Transearch, 2011



## Top Trading Partners

IMPORTS	TRUCK TONNAGE
Miami-Dade County, FL	6,905,057
Palm Beach County, FL	1,923,828
Polk County, FL	909,387
Hillsborough County, FL	695,242
Orange County, FL	581,736

Source: IHS Global Inc.'s Transearch, 2011

## Top Trading Partners

EXPORTS	TRUCK TONNAGE
Miami-Dade County, FL	4,043,814
Palm Beach County, FL	1,427,601
Lee County, FL	1,060,643
Sarasota County, FL	851,848
Collier County, FL	611,505

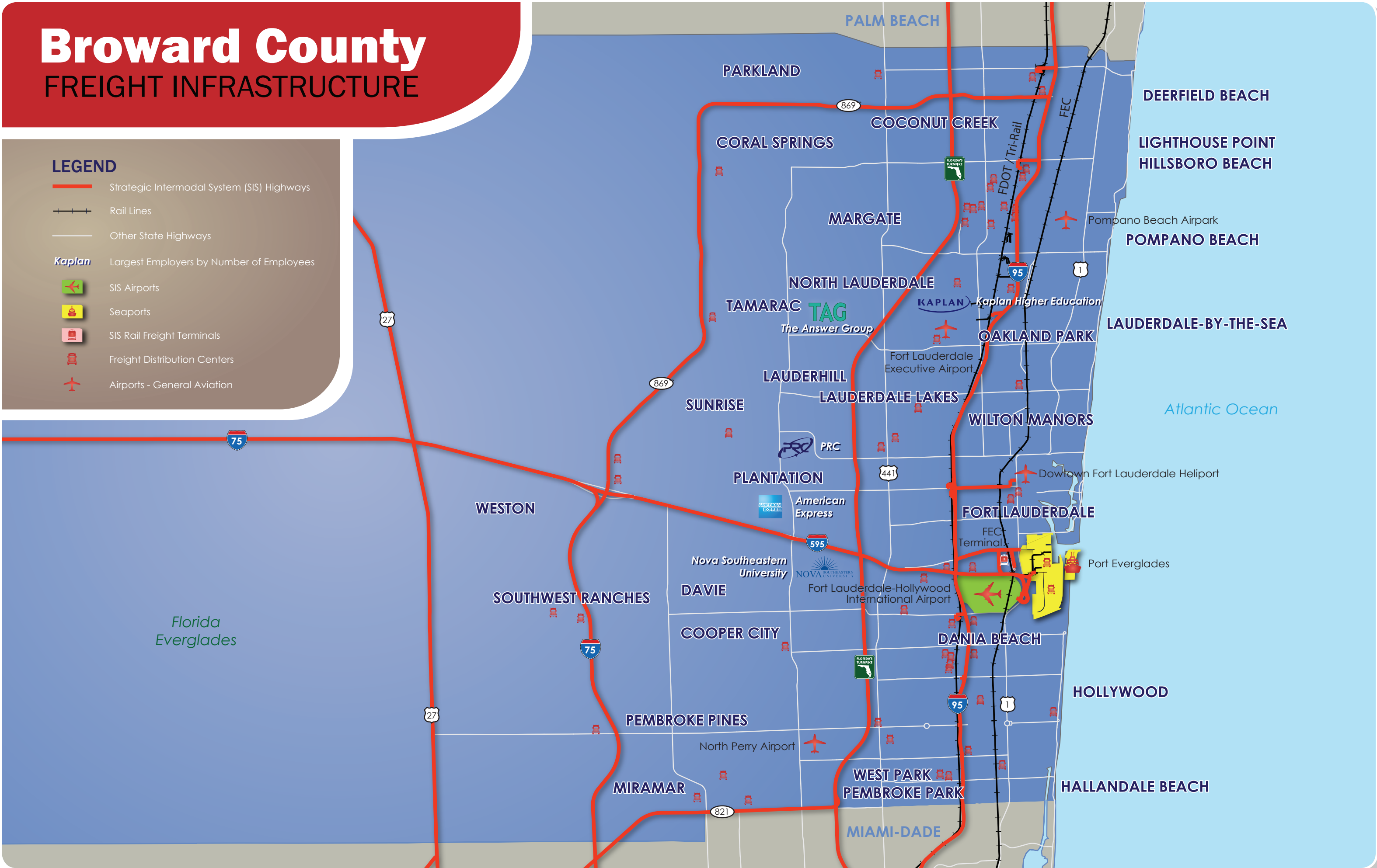
Source: IHS Global Inc.'s Transearch, 2011

# Broward County

## FREIGHT INFRASTRUCTURE

### LEGEND

- Strategic Intermodal System (SIS) Highways
- Rail Lines
- Other State Highways
- Kaplan** Largest Employers by Number of Employees
- SIS Airports
- Seaports
- SIS Rail Freight Terminals
- Freight Distribution Centers
- Airports - General Aviation





# Florida

## FREIGHT & LOGISTICS OVERVIEW

POPULATION	U.S. POPULATION RANK	AREA	U.S. AREA RANK	POPULATION GROWTH RATE
18.8 million	4th	53,625 sq. mi.	22nd	17.6% (2000-2010)

Chamber of Commerce website: <http://www.flchamber.org>

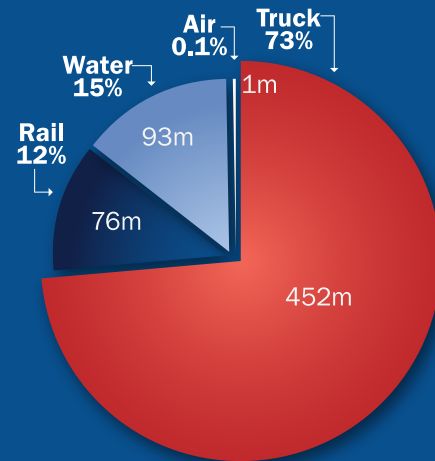
### Top Employment Sectors

(Nonagricultural Business Groups by Industry)

1. Trade, Transportation, and Utilities
2. Education and Health Services
3. Government Services
4. Professional and Business Services
5. Healthcare and Social Assistance
6. Leisure and Hospitality

Source: Department of Economic Opportunity-Current Employment Statistics (2012)

### DOMESTIC AND INTERNATIONAL MODAL MIX (millions of tons)



Source: Trade & Logistics Study, Florida Chamber 2009

### Top Business Sector Initiatives for Retention and Promotion

1. Clean Energy
2. Information Technology
3. Life Sciences
4. Aviation/ Aerospace
5. Homeland Security/ Defense
6. Financial/ Professional Services

Source: Florida Chamber of Commerce

### TOTAL FREIGHT FLOWS



Source: Trade & Logistics Study, Florida Chamber 2009

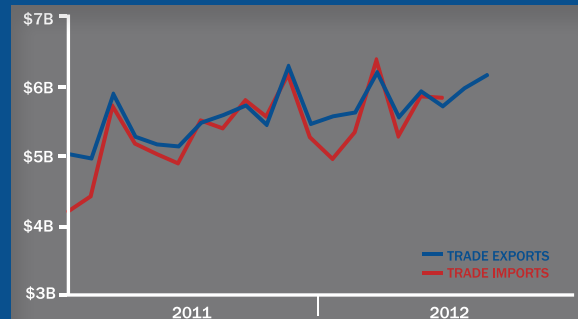
### Top International Trade Partners

The state of Florida is a major international hub accounting for approximately \$149 billion in international trade activity in 2011.

EXPORTS		IMPORTS	
1. Switzerland		1. China	
2. Brazil		2. Mexico	
3. Venezuela		3. Japan	
4. Canada		4. Canada	
5. Colombia		5. Colombia	

Source: Trade & Logistics Study, Florida Chamber 2009

### FLORIDA TRADE ACTIVITY



Florida infrastructure moves 762 million tons of freight traffic annually.

The state highway system sees 195,755 million annual vehicle miles of travel.

Truck travel accounted for approximately 11% of vehicle miles traveled on the SIS in 2010.

Florida has over 2,700 miles of rail lines, which move over 98 million tons of freight annually.

Florida has 784 aviation facilities, 129 public use, and 19 have commercial service.

The state boasts 2 spaceports and 5 active launch facilities.

Florida's 15 deepwater seaports moved 106.4 million tons of cargo and handled 2.8 million TEU's (20 foot equivalent container unit) in 2010.

Seven of the 15 seaports in Florida carried 12.7 million passengers, 12.1 million of which sailed on multi-day cruises in 2010.

100% of SIS waterborne freight in Florida is on a coastal or international shipping route.

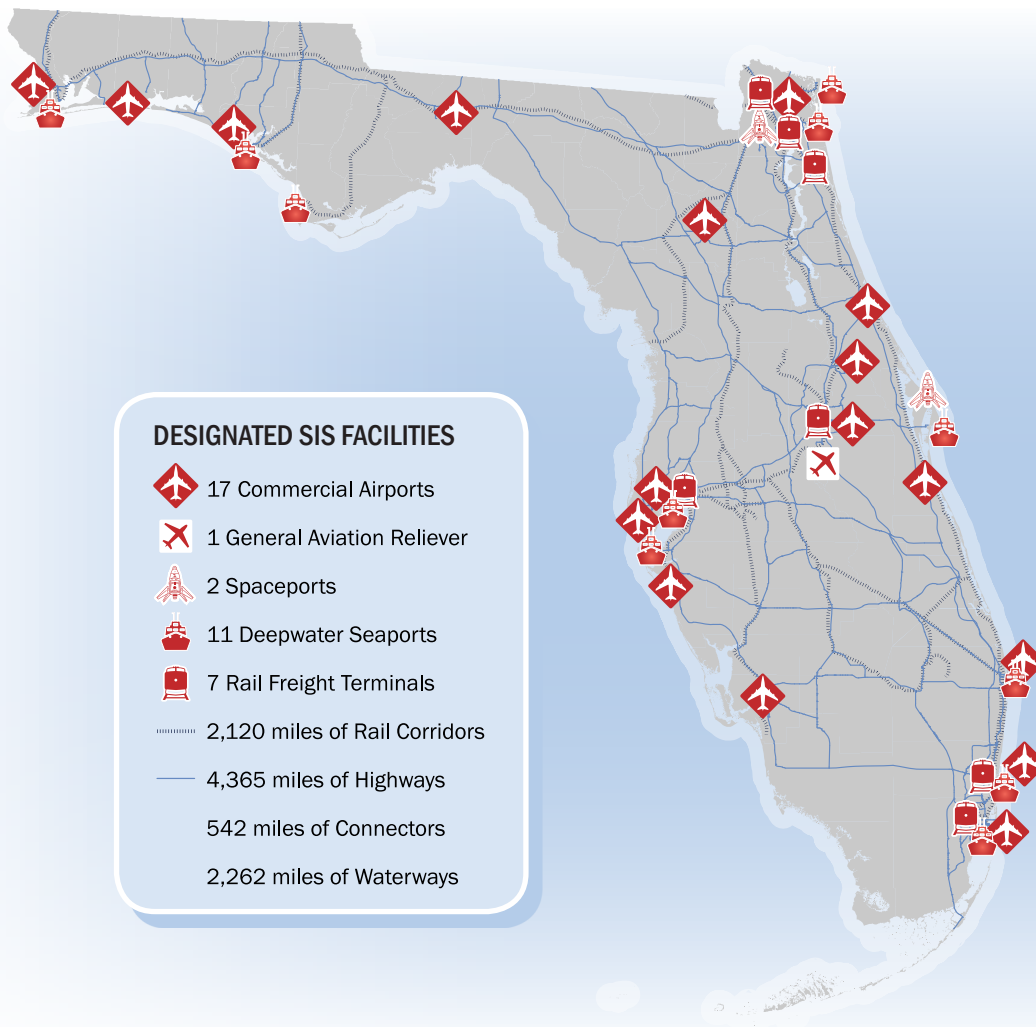
16 Fortune 500 companies have their headquarters in Florida.

## Florida's Strategic Intermodal System (SIS)

- **Strategic** – Consists of statewide and regionally significant facilities and services
- **Intermodal** – Contains all forms of transportation for moving both people and goods, including linkages for smooth and efficient transfers between modes and major facilities
- **System** – Integrates individual facilities, services, forms of transportation (modes) and linkages into a single, integrated transportation network

### The SIS was established to:

- Efficiently serve the mobility needs of Florida's citizens, businesses and visitors
- Help Florida become a worldwide economic leader, enhance economic prosperity and competitiveness, enrich quality of life and reflect responsible environmental stewardship







136 S. Bronough Street  
Tallahassee, Florida 32301



800 N. Magnolia Avenue, Suite 1100  
Orlando, Florida 32803  
(407) 956-5600



1580 Waldo Palmer Lane, Suite 1  
Tallahassee, Florida 32308  
(850) 921-1119



A message from Governor  
Scott on the future of  
Florida's Freight and Trade


## FDOT CONTACTS

**Ananth Prasad, P.E.**  
Secretary of Transportation  
Phone (850) 414-5205  
Ananth.Prasad@dot.state.fl.us

**Juan Flores**  
Administrator, Freight Logistics &  
Passenger Operations  
Phone (850) 414-5245  
Juan.Flores@dot.state.fl.us

**Richard Biter**  
Assistant Secretary for Intermodal  
Systems Development  
Phone (850) 414-5235  
Richard.Biter@dot.state.fl.us

**James Wolfe**  
District 4, Secretary  
Phone (954) 777-4110  
James.Wolfe@dot.state.fl.us



### Federal Legislative Contacts

**United States Senate**  
Bill Nelson  
Phone (202) 224-5274

**United States Senate**  
Marco Rubio  
Phone (202) 224-3041

**US House of Representatives**  
District 20, Alcee L. Hastings  
Phone (202) 225-1313

**US House of Representatives**  
District 21, Ted Deutch  
Phone (202) 225-3001

**US House of Representatives**  
District 22, Lois Frankel  
Phone (202) 225-9890

**US House of Representatives**  
District 23, Debbie Wasserman Schultz  
Phone (202) 225-7931

**US House of Representatives**  
District 24, Sandy Adams  
Phone (202) 225-4506

**US House of Representatives**  
District 25, Mario Diaz-Balart  
Phone (202) 225-4211

### State Legislative Contacts:

**Florida Senate**  
District 29, Jeremy Ring  
Phone (850) 487-5029

**Florida Senate**  
District 31, Chris Smith  
Phone (850) 487-5031

**Florida Senate**  
District 33, Eleanor Sobel  
Phone (850) 487-5033

**Florida Senate**  
District 34, Maria Sachs  
Phone (850) 487-5034

**Florida Senate**  
District 36, Oscar Braynon II  
Phone (850) 487-5036

**Florida House of Representatives**  
Districts 92, Gwyndolen Clarke-Reed  
Phone (850) 717-5092

**Florida House of Representatives**  
Districts 93, George Moraitis  
Phone (850) 717-5093

**Florida House of Representatives**  
Districts 94, Perry Thurston, Jr.  
Phone (850) 717-5094

**Florida House of Representatives**  
Districts 95, Hazel Rogers  
Phone (850) 717-5095

**Florida House of Representatives**  
Districts 96, Jim Waldman  
Phone (850) 717-5096

**Florida House of Representatives**  
Districts 97, Jared Moskowitz  
Phone (850) 717-5097

**Florida House of Representatives**  
Districts 98, Katie Edwards  
Phone (850) 717-5098

**Florida House of Representatives**  
Districts 99, Elaine Schwartz  
Phone (850) 717-5099

**Florida House of Representatives**  
District 100, Joseph A. Gibbons  
Phone (850) 717-5100

**Florida House of Representatives**  
Districts 101, Shervin D. Jones  
Phone (850) 717-5101

**Florida House of Representatives**  
District 102, Sharon Pritchett  
Phone (850) 717-5102

**Florida House of Representatives**  
District 103, Manny Diaz, Jr.  
Phone (850) 717-5103

**Florida House of Representatives**  
District 105, Carlos Trujillo  
Phone (850) 717-5105



In recognition of the significant role that freight mobility plays as an economic driver for the state, an Office of Freight, Logistics and Passenger Operations has been created at FDOT. This office has been tasked with meeting the requirements of legislation in Florida House Bill 599, as well as meeting national freight guidance offered in H.R. 4348, the Moving Ahead for Progress in the 21st Century Act (MAP-21).

HB599 requires FDOT to lead the development of a plan to "enhance the integration and connectivity of the transportation system across and between transportation modes throughout the state." For this reason, Florida is already on schedule to meet MAP-21 guidelines and has become a leader in freight issues through its ongoing work in developing a Freight Mobility and Trade Plan. For more information, please see [www.freightmovesflorida.com](http://www.freightmovesflorida.com).