



136 S. Bronough Street
Tallahassee, Florida 32301



800 N. Magnolia Avenue, Suite 1100
Orlando, Florida 32803
(407) 956-5600



1580 Waldo Palmer Lane, Suite 1
Tallahassee, Florida 32308
(850) 921-1119



A message from Governor
Scott on the future of
Florida's Freight and Trade

DISTRICT FIVE

FREIGHT & LOGISTICS OVERVIEW

FLORIDA DEPARTMENT OF TRANSPORTATION

FDOT CONTACTS

Ananth Prasad, P.E.
Secretary of Transportation
Phone (850) 414-5205
Ananth.Prasad@dot.state.fl.us

Juan Flores
Administrator, Freight Logistics &
Passenger Operations
Phone (850) 414-5245
Juan.Flores@dot.state.fl.us

Richard Biter
Assistant Secretary for Intermodal
Systems Development
Phone (850) 414-5235
Richard.Biter@dot.state.fl.us

Noranne Downs, P.E.
District 5, Secretary
Phone (386) 943-5474
noranne.downs@dot.state.fl.us



Federal Legislative Contacts

United States Senate
Bill Nelson

United States Senate
Marco Rubio

US House of Representatives
Congressional District 3,
Ted Yoho

US House of Representatives
Congressional District 5,
Corrine Brown

US House of Representatives
Congressional District 6,
Ron DeSantis

US House of Representatives
Congressional District 7,
John Mica

US House of Representatives
Congressional District 8,
Bill Posey

US House of Representatives
Congressional District 9,
Alan Grayson

US House of Representatives
Congressional District 10,
Daniel Webster

US House of Representatives
Congressional District 11,
Richard Nugent

State Legislative Contacts:

Florida Senate
District 8, Dorothy Hukill

Florida Senate
District 10, David Simmons

Florida Senate
District 11, Alan Hays

Florida Senate
District 12, Geraldine Thompson

Florida Senate
District 13, Andy Gardiner

Florida Senate
District 18, Wilton Simpson

Florida Senate
District 5, Charles Dean, Sr.

Florida Senate
District 6, John Thrasher

Florida Senate
District 14, Darren Soto

Florida Senate
District 15, Kelli Stargel

Florida Senate
District 16, Thad Altman

Florida Senate
District 21, Denise Grimsley

Florida House of Representatives
District 22, Charlie Stone

Florida House of Representatives
District 23, Dennis Baxley

Florida House of Representatives
District 25, Charles David Hood, Jr.

Florida House of Representatives
District 26, Dwayne Taylor

Florida House of Representatives
District 27, David Santiago

Florida House of Representatives
District 28, Jason Brodeur

Florida House of Representatives
District 29, Michael Phillip Clelland

Florida House of Representatives
District 30, Karen Castor Dentel

Florida House of Representatives
District 31, Bryan Nelson

Florida House of Representatives
District 32, Larry Metz

Florida House of Representatives
District 33, Marlene O'Toole

Florida House of Representatives
District 43, Ricardo Rangel

Florida House of Representatives
District 44, Eric Eisnagle

Florida House of Representatives
District 45, Randolph Bracy

Florida House of Representatives
District 46, Bruce Antone

Florida House of Representatives
District 47, Linda Stewart

Florida House of Representatives
District 48, Victor Manuel Torres, Jr.

Florida House of Representatives
District 49, Joe Saunders

Florida House of Representatives
District 50, Tom Goodson

Florida House of Representatives
District 51, Steve Crisafulli

Florida House of Representatives
District 52, Ritch Workman

Florida House of Representatives
District 53, John Tobia

Florida House of Representatives
District 20, Clovis Watson, Jr.

Florida House of Representatives
District 24, Travis Hutson

Florida House of Representatives
District 39, Neil Combee

Florida House of Representatives
District 42, Mike La Rosa



FDOT MISSION:

THE DEPARTMENT WILL PROVIDE A SAFE TRANSPORTATION SYSTEM THAT ENSURES THE MOBILITY OF PEOPLE AND GOODS, ENHANCES ECONOMIC PROSPERITY AND PRESERVES THE QUALITY OF OUR ENVIRONMENT AND COMMUNITIES.



In recognition of the significant role that freight mobility plays as an economic driver for the state, an Office of Freight, Logistics and Passenger Operations has been created at FDOT. This office has been tasked with meeting the requirements of legislation in Florida House Bill 599, as well as meeting national freight guidance offered in H.R. 4348, the Moving Ahead for Progress in the 21st Century Act (MAP-21).

HB599 requires FDOT to lead the development of a plan to "enhance the integration and connectivity of the transportation system across and between transportation modes throughout the state." For this reason, Florida is already on schedule to meet MAP-21 guidelines and has become a leader in freight issues through its ongoing work in developing a Freight Mobility and Trade Plan. For more information, please see www.freightmovesflorida.com.



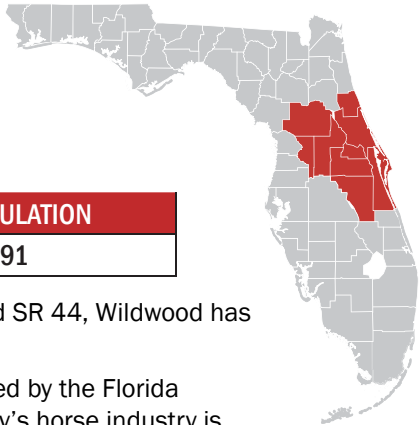
August 2014

District Five

FREIGHT & LOGISTICS OVERVIEW

LARGEST CITY	DISTRICT AREA	DISTRICT POPULATION
Orlando	8,225 Square Miles	3,737,391


- As the only city in the state that has immediate access to Florida’s Turnpike, I-75, US 301, and SR 44, Wildwood has become a transportation hub for industries and businesses.
- Marion County has the highest number of horses and ponies in residence in America. Anchored by the Florida thoroughbred breeding and training farms with more than 70,000 acres, Ocala/Marion County’s horse industry is represented by virtually every breed of horse, including American Quarter Horse, Paso Fino, Arabian, and Warmbloods.
- Orlando International Airport logs the second most flights every year in Florida. It is the 13th busiest in the nation and the 29th busiest in the world.



County Trade Statistics: Top Import & Export Commodities


COUNTY NAME	POPULATION	TOP IMPORT COMMODITY	TONNAGE	TOP EXPORT COMMODITY	TONNAGE
Brevard	543,566	Petroleum or Coal Products	1,586,829	Petroleum or Coal Products	1,302,453
Flagler	97,376	Clay, Concrete,Glass or Stone	172,173	Bulk Movement in Boxcars	181,671
Lake	301,019	Nonmetallic Minerals	1,140,381	Nonmetallic Minerals	3,494,389
Marion	332,529	Nonmetallic Minerals	1,588,231	Nonmetallic Minerals	1,541,090
Orange	1,169,107	Bulk Movement in Boxcars	3,968,194	Bulk Movement in Boxcars	2,674,505
Osceola	276,163	Bulk Movement in Boxcars	549,486	Clay, Concrete,Glass or Stone	399,378
Seminole	425,071	Bulk Movement in Boxcars	1,308,936	Clay, Concrete,Glass or Stone	327,069
Sumter	97,756	Bulk Movement in Boxcars	197,781	Nonmetallic Minerals	1,915,763
Volusia	494,804	Nonmetallic Minerals	1,292,946	Clay, Concrete,Glass or Stone	1,016,657

Featured District Projects



2402002, 2402003, 2402004, 2382757, 4310813, 4311631, 4311633: SR 439 (Wekiva Parkway)

The project consists of the construction of a new roadway and frontage roads from east of Wekiva River Rd. to Orange Blvd, a systems interchange with SR 429/I-4/SR 417 & US 441, bridges over the Wekiva River and supporting grading work. The construction of Wekiva Parkway will complete the Western Beltway and greatly improve regional mobility by providing travelers an alternative to I-4 while under construction and during periods of congestion. The Western Beltway/SR 429 has been designated as part of the NHS.



4357111: Orlando International Airport South Terminal Complex

The first phase of projects will include a 2,400-spot parking garage, additional passenger check-in facilities, space for ground transportation and a station for the proposed All Aboard Florida passenger train linking Orlando to Miami. The project is expected to generate 1,900 construction jobs and approximately 400 permanent jobs. Currently, about 35 million passengers fly in and out of OIA annually.

Florida infrastructure moves 762 million tons of freight traffic annually.

The state highway system sees 195,755 million annual vehicle miles of travel.

Truck travel accounted for approximately 11% of vehicle miles traveled on the SIS in 2010.

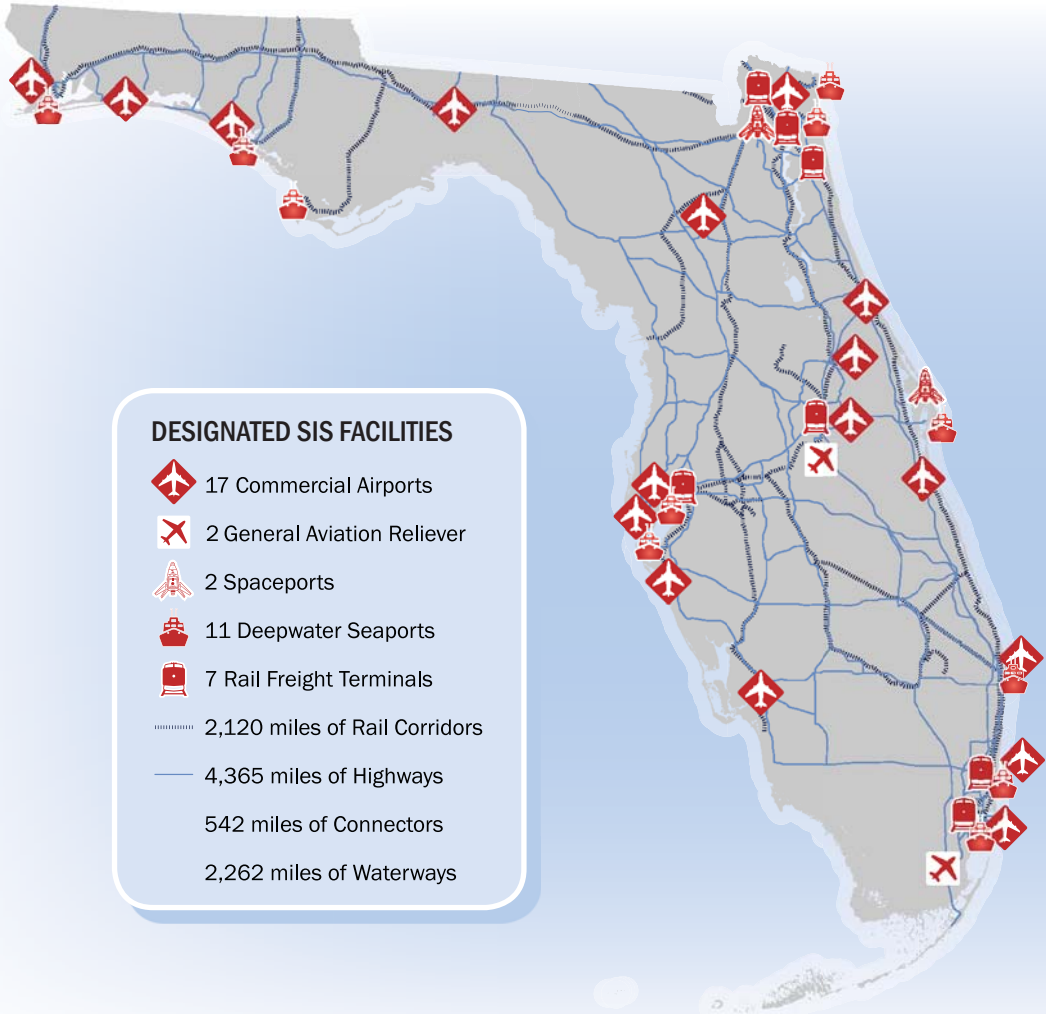
Florida has over 2,700 miles of rail lines, which move over 98 million tons of freight annually.

Florida’s Strategic Intermodal System (SIS)

- Strategic** – Consists of statewide and regionally significant facilities and services
- Intermodal** – Contains all forms of transportation for moving both people and goods, including linkages for smooth and efficient transfers between modes and major facilities
- System** – Integrates individual facilities, services, forms of transportation (modes) and linkages into a single, integrated transportation network

The SIS was established to:

- Efficiently serve the mobility needs of Florida’s citizens, businesses and visitors
- Help Florida become a worldwide economic leader, enhance economic prosperity and competitiveness, enrich quality of life and reflect responsible environmental stewardship



Florida has 784 aviation facilities, 129 public use, and 19 have commercial service.

The state boasts 2 spaceports and 5 active launch facilities.

Florida’s 15 deepwater seaports moved 106.4 million tons of cargo and handled 2.8 million TEU’s (20 foot equivalent container unit) in 2010.

Seven of the 15 seaports in Florida carried 12.7 million passengers, 12.1 million of which sailed on multi-day cruises in 2010.

100% of SIS waterborne freight in Florida is on a coastal or international shipping route.

16 Fortune 500 companies have their headquarters in Florida.

Florida

FREIGHT & LOGISTICS OVERVIEW

POPULATION	U.S. POPULATION RANK	AREA	U.S. AREA RANK	POPULATION GROWTH RATE
18.8 million	4th	53,625 sq. mi.	22nd	17.6% (2000-2010)

Chamber of Commerce website: <http://www.flchamber.org>

Top Employment Sectors

(Nonagricultural Business Groups by Industry)

1. Trade, Transportation, and Utilities
2. Education and Health Services
3. Government Services
4. Professional and Business Services
5. Healthcare and Social Assistance
6. Leisure and Hospitality

Source: Department of Economic Opportunity-Current Employment Statistics (2012)

Top Business Sector Initiatives for Retention and Promotion

1. Clean Energy
2. Information Technology
3. Life Sciences
4. Aviation/ Aerospace
5. Homeland Security/ Defense
6. Financial/ Professional Services

Source: Florida Chamber of Commerce

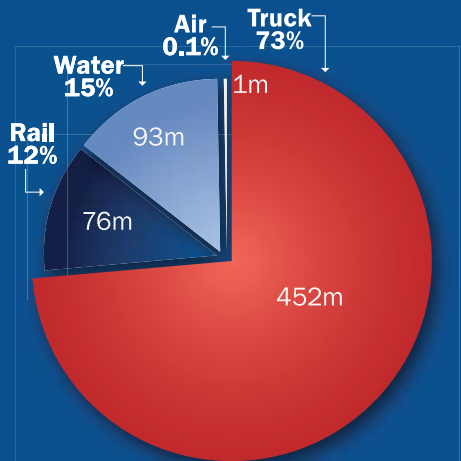
Top International Trade Partners

The state of Florida is a major international hub accounting for approximately \$149 billion in international trade activity in 2011.

EXPORTS		IMPORTS	
1. Switzerland		1. China	
2. Brazil		2. Mexico	
3. Venezuela		3. Japan	
4. Canada		4. Canada	
5. Colombia		5. Colombia	

Source: Trade & Logistics Study, Florida Chamber 2009

DOMESTIC AND INTERNATIONAL MODAL MIX (millions of tons)



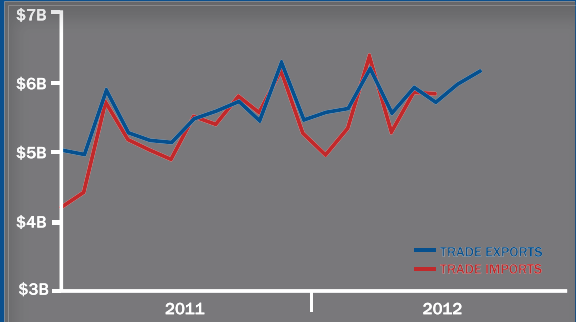
Source: Trade & Logistics Study, Florida Chamber 2009

TOTAL FREIGHT FLOWS



Source: Trade & Logistics Study, Florida Chamber 2009

FLORIDA TRADE ACTIVITY



Key Transportation and Freight Facilities

STRATEGIC INTERMODAL SYSTEM (SIS) HIGHWAYS



I-95, I-75, I-4, SR 528, SR 408, SR 417, SR 429, Florida's Turnpike, US 17, US 27, US 301, SR 60, SR 44, SR 40, SR 100

Fact: SIS highways provide access to the ports, airports, and military installations throughout the district and state ensuring the efficient movement of freight, personnel, equipment, and supplies.

SIS RAILROADS



CSX, FEC, SunRail, Amtrak

16 rail companies operate on 2,786 miles within Florida. More than 960,000 passengers utilize Amtrak intercity rail service in Florida and connects to over 500 destinations throughout the United States and Canada.

SIS AIRPORTS



Daytona Beach Intl Airport, Orlando Intl Airport, Orlando-Sanford Intl Airport, Cape Canaveral Spaceport, Melbourne Intl Airport, Kissimmee Gateway Airport, Space Coast Regional Airport

Fact: Almost 53% of Florida tourists arrive by air and Florida's air passengers account for 10% of the nation's total passengers.

SEAPORTS



Port Canaveral

Fact: Florida's 15 seaports move a variety of cargo, serving a diverse statewide consumer market and playing a critical role in international trade - valued at \$82.7 billion in 2011.

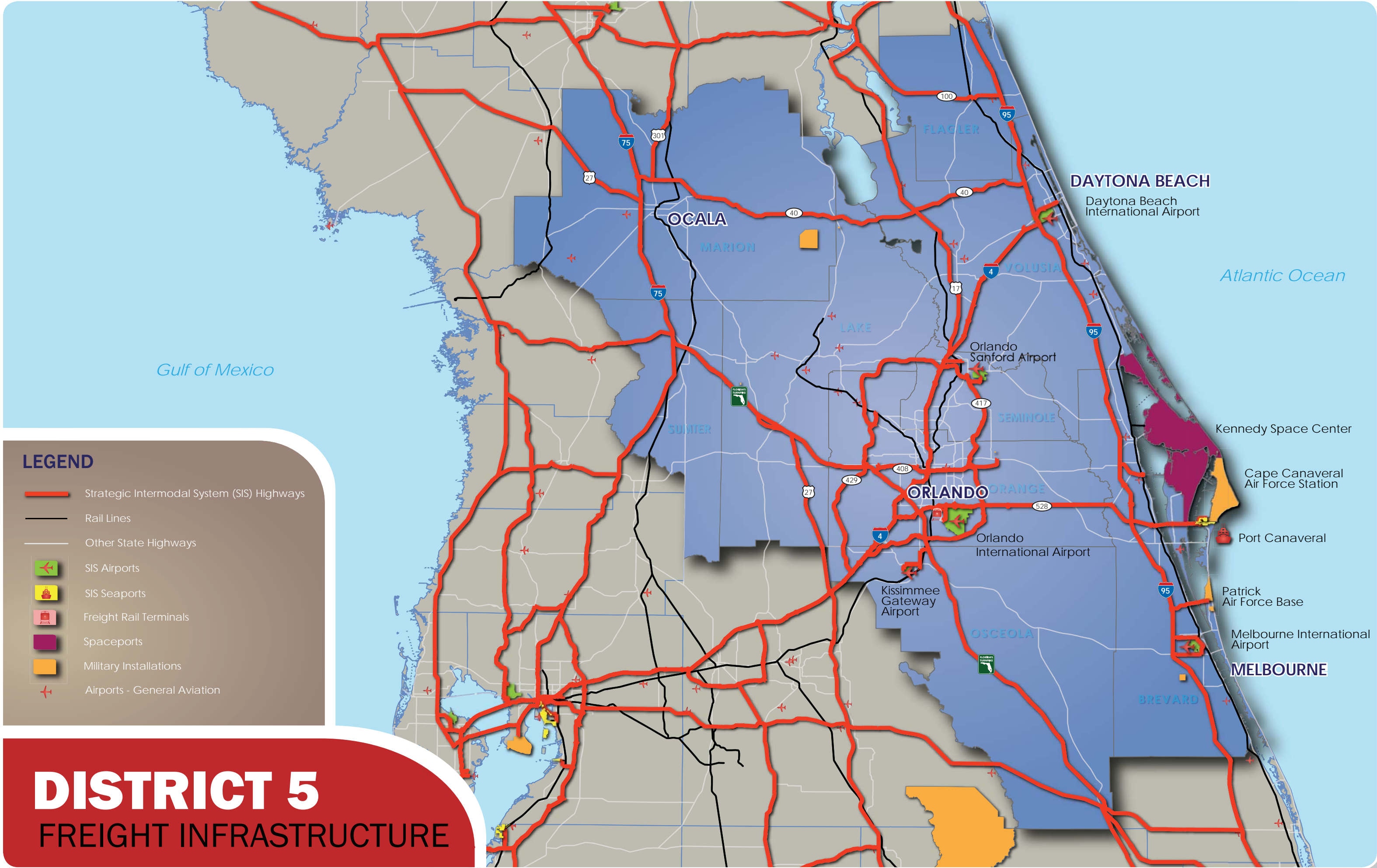
NON SIS STATE HIGHWAYS



SR A1A, SR 520, SR 50, SR 436, SR 46, US 1, US 192, US 92, US 441

Fact: Though Florida's trucks logged only 8% of vehicle miles traveled in 2009, they paid 34% of motorist taxes and fees.





LEGEND

- Strategic Intermodal System (SIS) Highways
- Rail Lines
- Other State Highways
- SIS Airports
- SIS Seaports
- Freight Rail Terminals
- Spaceports
- Military Installations
- Airports - General Aviation

DISTRICT 5
FREIGHT INFRASTRUCTURE