




136 S. Bronough Street  
Tallahassee, Florida 32301



800 N. Magnolia Avenue, Suite 1100  
Orlando, Florida 32803  
(407) 956-5600



1580 Waldo Palmer Lane, Suite 1  
Tallahassee, Florida 32308  
(850) 921-1119



A message from Governor  
Scott on the future of  
Florida's Freight and Trade

# MANATEE COUNTY FREIGHT & LOGISTICS OVERVIEW

## FLORIDA DEPARTMENT OF TRANSPORTATION


### FDOT CONTACTS

**Ananth Prasad, P.E.**  
Secretary of Transportation  
Phone (850) 414-5205  
Ananth.Prasad@dot.state.fl.us

**Juan Flores**  
Administrator, Freight Logistics &  
Passenger Operations  
Phone (850) 414-5245  
Juan.Flores@dot.state.fl.us

**Richard Biter**  
Assistant Secretary for Intermodal  
Systems Development  
Phone (850) 414-5235  
Richard.Biter@dot.state.fl.us

**Billy Hattaway**  
District 1, Secretary  
Phone (863) 519-2201  
Billy.Hattaway@dot.state.fl.us



### FEDERAL LEGISLATIVE CONTACTS

**United States Senate**  
Bill Nelson  
Phone (407) 872-7161

**United States Senate**  
Marco Rubio  
Phone (305) 418-8553

**US House of Representatives**  
District 16, Vern Buchanan  
Phone (202) 225-5015

**US House of Representatives**  
District 17, Thomas Rooney  
Phone (202) 225-5792

### STATE LEGISLATIVE CONTACTS:


**Florida Senate**  
District 19, Arthenia Joyner  
Phone (850) 487-5019

**Florida Senate**  
District 26, Bill Galvano  
Phone (850) 487-5026

**Florida House of Representatives**  
District 70, Daryl Ervin Rouson  
Phone (850) 717-5070

**Florida House of Representatives**  
District 71, Jim Boyd  
Phone (850) 717-5071

**Florida House of Representatives**  
District 73, Gregory W. Steube  
Phone (850) 717-5073



### FDOT MISSION:

THE DEPARTMENT WILL PROVIDE A SAFE TRANSPORTATION SYSTEM THAT ENSURES THE MOBILITY OF PEOPLE AND GOODS, ENHANCES ECONOMIC PROSPERITY AND PRESERVES THE QUALITY OF OUR ENVIRONMENT AND COMMUNITIES.



In recognition of the significant role that freight mobility plays as an economic driver for the state, an Office of Freight, Logistics and Passenger Operations has been created at FDOT. This office has been tasked with meeting the requirements of legislation in Florida House Bill 599, as well as meeting national freight guidance offered in H.R. 4348, the Moving Ahead for Progress in the 21st Century Act (MAP-21).

HB599 requires FDOT to lead the development of a plan to "enhance the integration and connectivity of the transportation system across and between transportation modes throughout the state." For this reason, Florida is already on schedule to meet MAP-21 guidelines and has become a leader in freight issues through its ongoing work in developing a Freight Mobility and Trade Plan. For more information, please see [www.freightmovesflorida.com](http://www.freightmovesflorida.com).



January 2013



# Manatee County

## FREIGHT & LOGISTICS OVERVIEW

COUNTY SEAT	LARGEST CITY	AREA	POPULATION	POPULATION GROWTH RATE
Bradenton, FL	Bradenton, FL	723 square miles	322,833	22.03% (2000-2010)

Primary Economic Development Contact: <http://www.manateeedc.com/>

- Manatee County supports a booming tourism and retirement industry with nearly half of the workforce employed in local service or retail trade.
- Port Manatee houses over one million square feet of public warehousing, 2,000 feet of refrigerated space, and 30,000 square feet of freezer space.
- Manatee County has developed a reputation for being a business friendly region by assisting prospective businesses in their relocation efforts, and working with area businesses to devise financial incentives, development agreements, and other programs to make the county hospitable to new industry.



### Top 5 Growing Industries

INDUSTRY	NET JOB CREATION
1. Administrative Support, Water Management, and Remediation Services	3,409
2. Agriculture, Forestry, Fishing, and Hunting	829
3. Educational Services	386
4. Health Care and Social Assistance	250
5. Information	240

Source: Florida Department of Economic Opportunity. Labor Market Statistics Center. LEHD State of Florida County Reports-Quarterly Workforce Indicators 2010-2011.



### Largest Industry Sectors by Employment

INDUSTRY SECTORS	% OF WORKFORCE
1. Trade, Transportation, and Utilities	27.0%
2. Education and Health Services	7.5%
3. Professional and Business Services	3.3%

Source: Enterprise Florida



### Major Private Sector Employers

EMPLOYER	BUSINESS LINE	NUMBER OF EMPLOYEES
1. Manatee County School Board	Public Education	7,000
2. Tropicana Products, Inc.	Orange Juice and Juice Products	1,660
3. Beall's, Inc.	Corporate Headquarters, Distribution	1,550
4. Manatee Memorial Healthcare System	Hospital	1,050
5. Blake Medical Center	Hospital	1,050

Source: Enterprise Florida



Florida infrastructure moves 762 million tons of freight traffic annually.

The state highway system sees 195,755 million annual vehicle miles of travel.

Truck travel accounted for approximately 11% of vehicle miles traveled on the SIS in 2010.

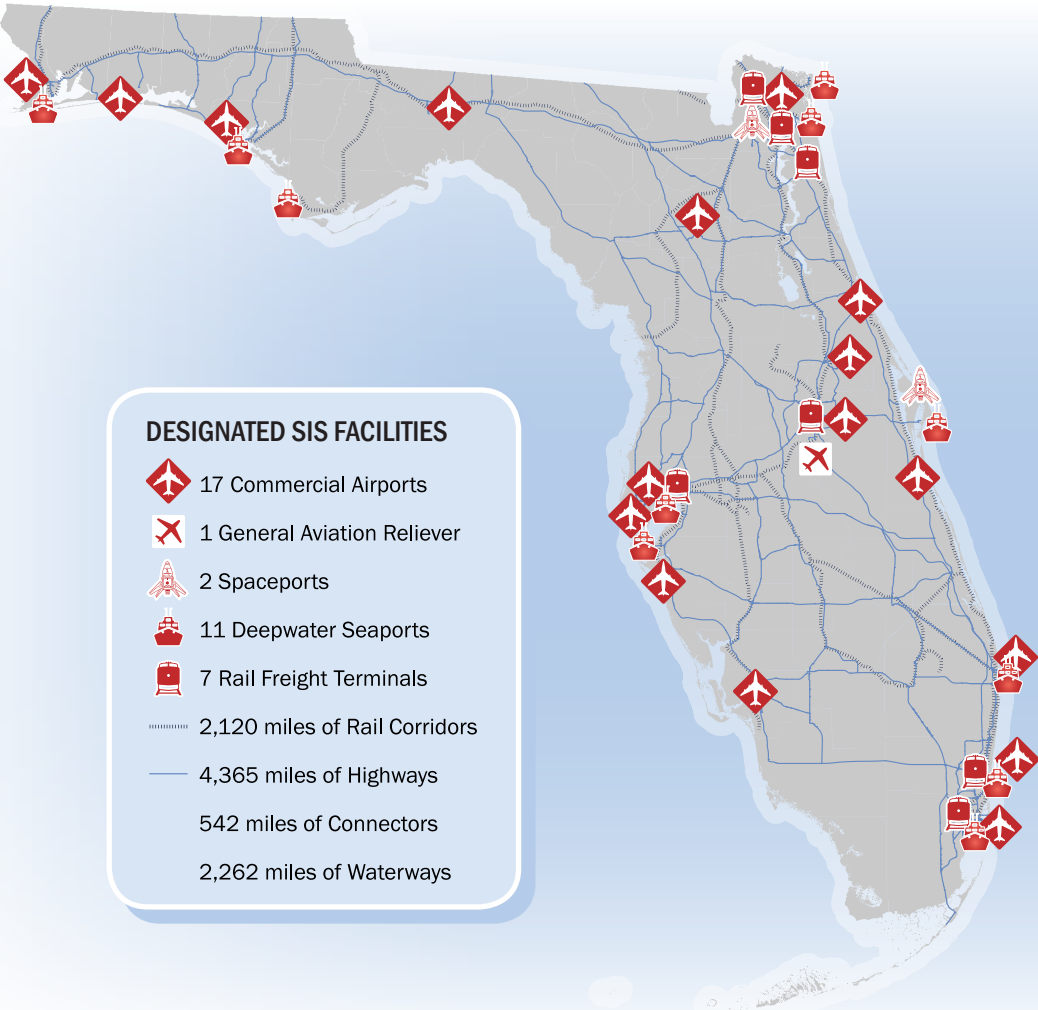
Florida has over 2,700 miles of rail lines, which move over 98 million tons of freight annually.

### Florida's Strategic Intermodal System (SIS)

- Strategic** – Consists of statewide and regionally significant facilities and services
- Intermodal** – Contains all forms of transportation for moving both people and goods, including linkages for smooth and efficient transfers between modes and major facilities
- System** – Integrates individual facilities, services, forms of transportation (modes) and linkages into a single, integrated transportation network

The SIS was established to:

- Efficiently serve the mobility needs of Florida's citizens, businesses and visitors
- Help Florida become a worldwide economic leader, enhance economic prosperity and competitiveness, enrich quality of life and reflect responsible environmental stewardship



Florida has 784 aviation facilities, 129 public use, and 19 have commercial service.

The state boasts 2 spaceports and 5 active launch facilities.

Florida's 15 deepwater seaports moved 106.4 million tons of cargo and handled 2.8 million TEU's (20 foot equivalent container unit) in 2010.

Seven of the 15 seaports in Florida carried 12.7 million passengers, 12.1 million of which sailed on multi-day cruises in 2010.

100% of SIS waterborne freight in Florida is on a coastal or international shipping route.

16 Fortune 500 companies have their headquarters in Florida.



# Florida

## FREIGHT & LOGISTICS OVERVIEW

POPULATION	POPULATION RANK	AREA	AREA RANK	POPULATION GROWTH RATE
18.8 million	4th	53,625 sq. mi.	22nd	17.6% (2000-2010)

Chamber of Commerce website: <http://www.flchamber.org>

### Top Employment Sectors

(Nonagricultural Business Groups by Industry)

1. Trade, Transportation, and Utilities
2. Education and Health Services
3. Government Services
4. Professional and Business Services
5. Healthcare and Social Assistance
6. Leisure and Hospitality

Source: Department of Economic Opportunity-Current Employment Statistics (2012)

### Top Business Sector Initiatives for Retention and Promotion

1. Clean Energy
2. Information Technology
3. Life Sciences
4. Aviation/ Aerospace
5. Homeland Security/ Defense
6. Financial/ Professional Services

Source: Florida Chamber of Commerce

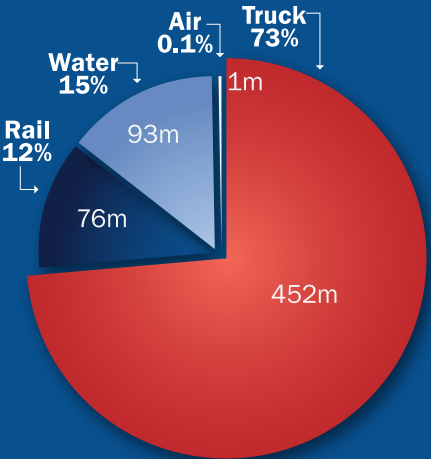
### Top International Trade Partners

The state of Florida is a major international hub accounting for approximately \$149 billion in international trade activity in 2011.

EXPORTS		IMPORTS	
1. Switzerland		1. China	
2. Brazil		2. Mexico	
3. Venezuela		3. Japan	
4. Canada		4. Canada	
5. Colombia		5. Colombia	

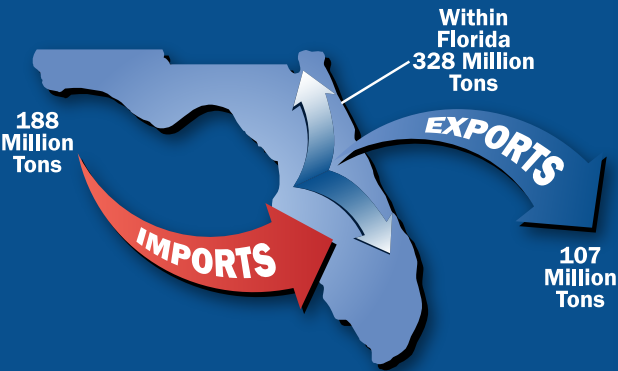
Source: Trade & Logistics Study, Florida Chamber 2009

### DOMESTIC AND INTERNATIONAL MODAL MIX (millions of tons)



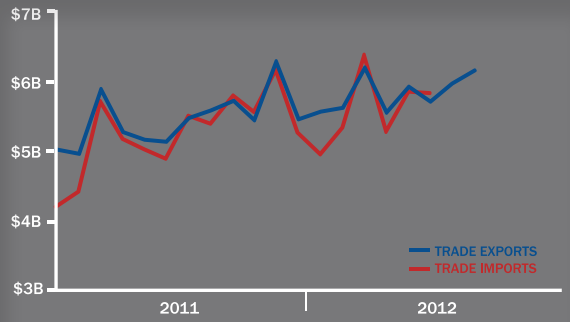
Source: Trade & Logistics Study, Florida Chamber 2009

### TOTAL FREIGHT FLOWS









Source: Trade & Logistics Study, Florida Chamber 2009

### FLORIDA TRADE ACTIVITY



### Key Transportation and Freight Facilities

STRATEGIC INTERMODAL SYSTEM (SIS) HIGHWAYS		I-75, I-275, US 41, US 301, SR 70
SIS RAILROADS		CSX Transportation
SIS AIRPORTS		Sarasota/Bradenton International Airport, Tampa International Airport
SIS SEAPORTS		Port Manatee, Port of Tampa
NON SIS STATE HIGHWAYS		SR 70, SR 64, SR 62, SR 684, SR 789
GENERAL AVIATION AIRPORTS		Airport Manatee



### Top Imports


INBOUND FREIGHT	TRUCK TONNAGE
1. Petroleum or Coal Products	6,250,397
2. Nonmetallic Minerals	3,304,082
3. Bulk Movement in Boxcars	913,082
4. Food or Kindred Products	683,114
5. Clay, Concrete, Glass or Stone	382,426

Source: IHS Global Inc.'s Transearch, 2011

### Top Exports

OUTBOUND FREIGHT	TRUCK TONNAGE
1. Farm Products	804,386
2. Bulk Movement in Boxcars	535,441
3. Nonmetallic Minerals	530,804
4. Clay, Concrete, Glass or Stone	369,329
5. Food or Kindred Products	233,254

Source: IHS Global Inc.'s Transearch, 2011



### Top Trading Partners

IMPORTS	TRUCK TONNAGE
Galveston County, TX	1,764,984
Jackson County, MS	1,233,468
St. James Parish, LA	1,166,441
Hillsborough County, FL	887,313
St. Charles Parish, LA	703,302

Source: IHS Global Inc.'s Transearch, 2011

### Top Trading Partners

EXPORTS	TRUCK TONNAGE
Miami-Dade County, FL	318,091
Pinellas County, FL	251,832
Sarasota County, FL	216,813
Lee County, FL	199,614
Hillsborough County, FL	162,697

Source: IHS Global Inc.'s Transearch, 2011



