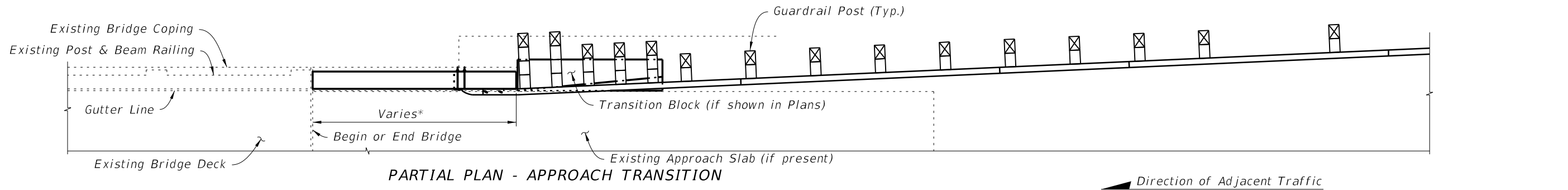
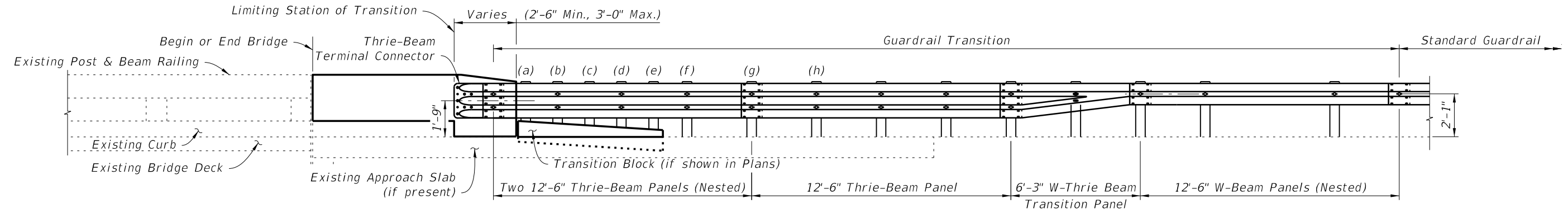


C:\projects\standards\roadway\00400-s\rev\00404-6of8 - REV.dgn  
 8:33:05 AM  
 3/4/2014



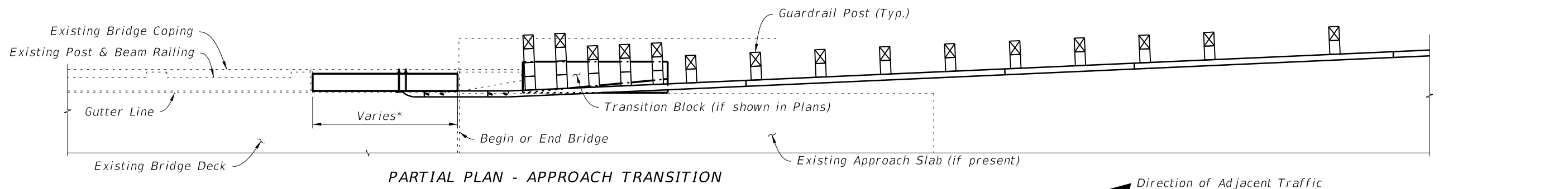
**PARTIAL PLAN - APPROACH TRANSITION**



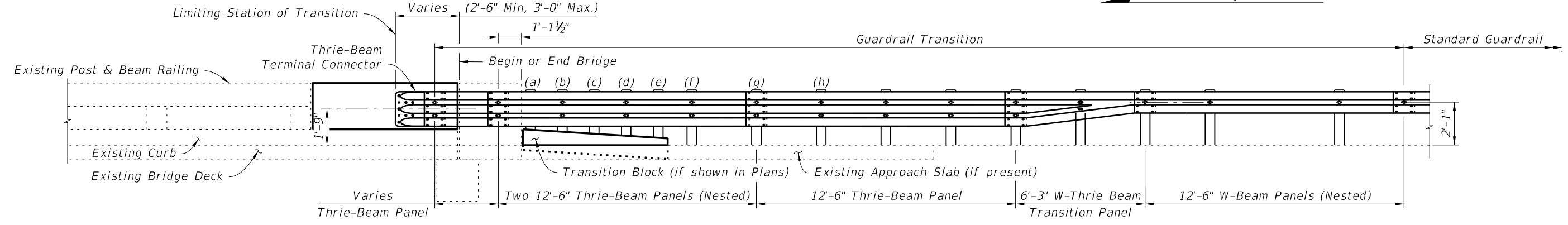
**PARTIAL ELEVATION - APPROACH TRANSITION**

**SCHMES 1 & 3**

(Narrow Curb Shown, Recessed Curb Similar)



**PARTIAL PLAN - APPROACH TRANSITION**



**PARTIAL ELEVATION - APPROACH TRANSITION**

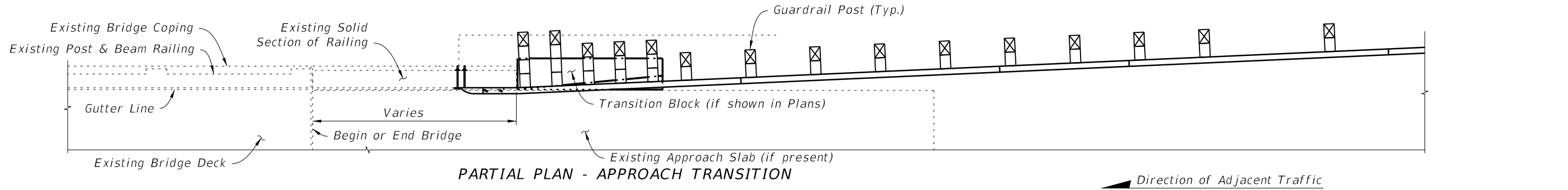
**SCHMES 2 & 4**

(Narrow Curb Shown, Recessed Curb Similar)

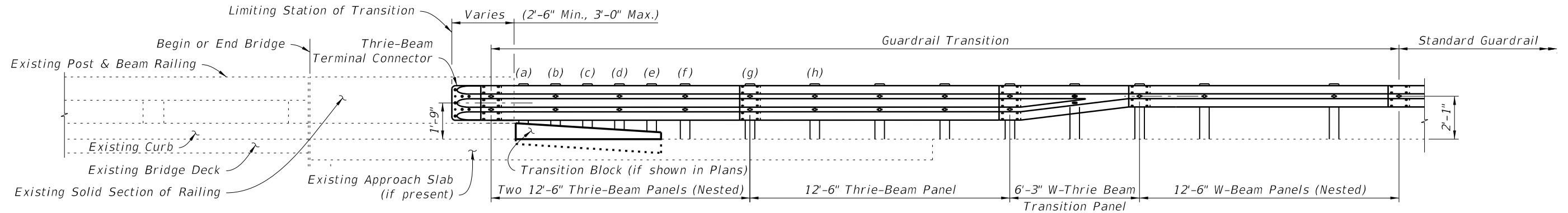
\* See Limits of Removal of Existing Structure, Sheets 2 of 8 and 4 of 8.

LAST REVISION <b>07/01/13</b>	REVISION	DESCRIPTION:	 <b>FDOT 2014</b> <b>DESIGN STANDARDS</b>	<b>GUARDRAIL TRANSITIONS-EXISTING POST &amp; BEAM</b> <b>BRIDGE RAILINGS (NARROW &amp; RECESSED CURBS)</b>	INDEX NO. <b>404</b>	SHEET NO. <b>6 of 8</b>
----------------------------------	----------	--------------	---	---	-------------------------	----------------------------

C:\projects\standards\roadway\00400-s\rev\00404-7of8 - REV.dgn  
 8:33:06 AM  
 3/4/2014



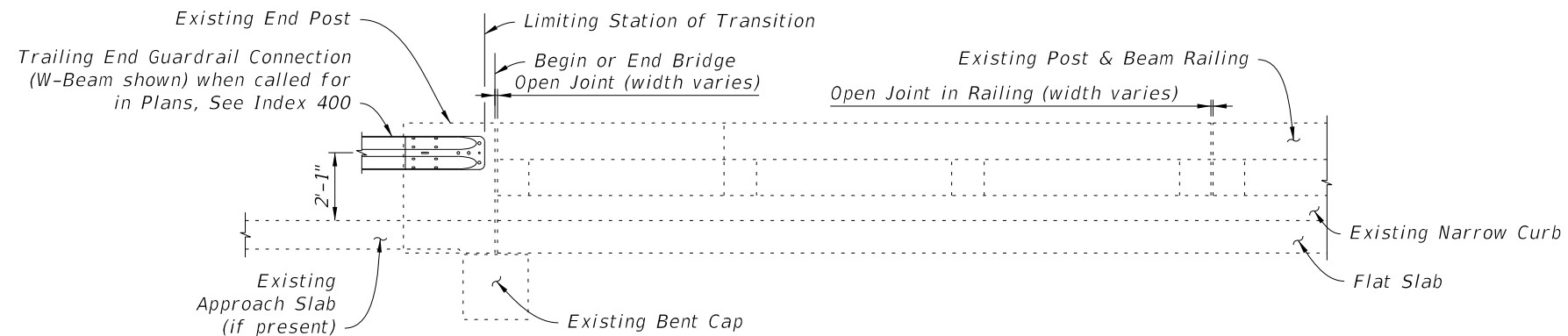
**PARTIAL PLAN - APPROACH TRANSITION**



**PARTIAL ELEVATION - APPROACH TRANSITION**

**SCHEME 5**

(Narrow Curb shown; Recessed Curb similar)



**PARTIAL ELEVATION - TRAILING END TRANSITION**

(Narrow Curb Scheme 2 shown; All other Schemes similar)

**SCHEME 6**

