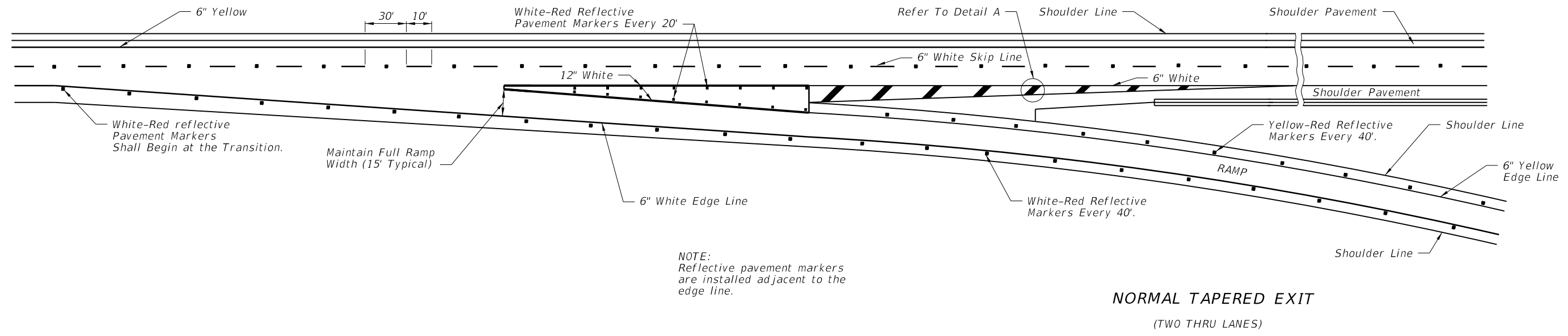
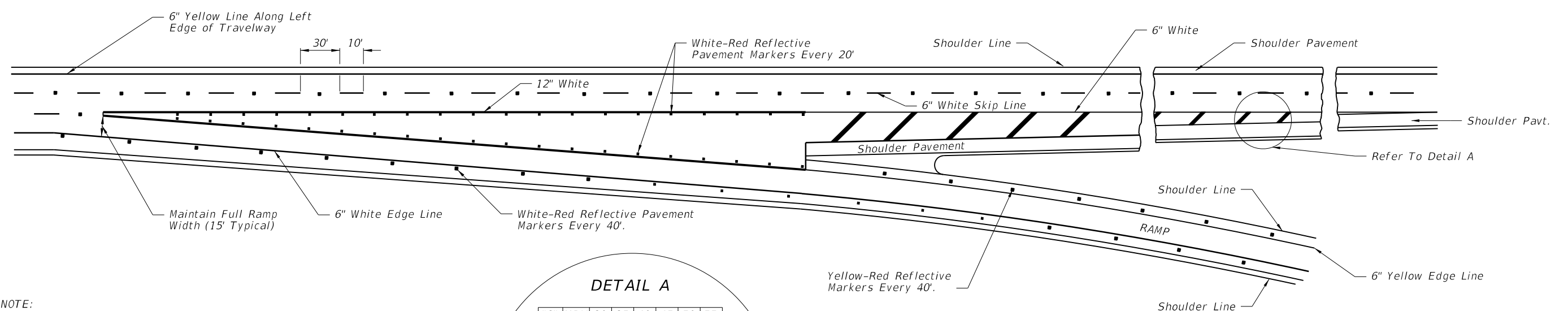


C:\projects\standards\roadway\17300-s\17345-01.dgn  
smg70re  
7:28:31 PM  
6/24/2013



NOTE:  
Reflective pavement markers  
are installed adjacent to the  
edge line.

**NORMAL TAPERED EXIT**  
(TWO THRU LANES)



NOTE:  
In advance of lane drops at exit ramps a special marking pattern  
may be used to distinguish the lane drop situation from a normal  
exiting ramp or auxiliary lane.  
A typical special marking for lane drops consist of 8" wide by 3'  
long white stripes separated by 9' gaps. If used, this special  
marking should begin 1/2 mile in advance of the theoretical gore  
point. Where lane changes may cause conflicts, an 8" wide  
solid white channelizing line may be extended 300' upstream  
from the theoretical gore. (MUTCD Section 3B.05).

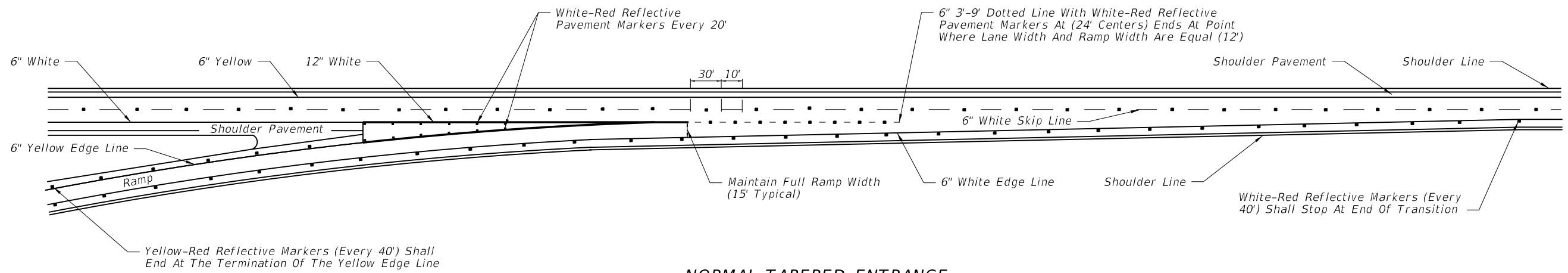
**DETAIL A**

"S" MPH	30	35	40	45	50	55
"X" Ft.	20	20	40	40	60	60

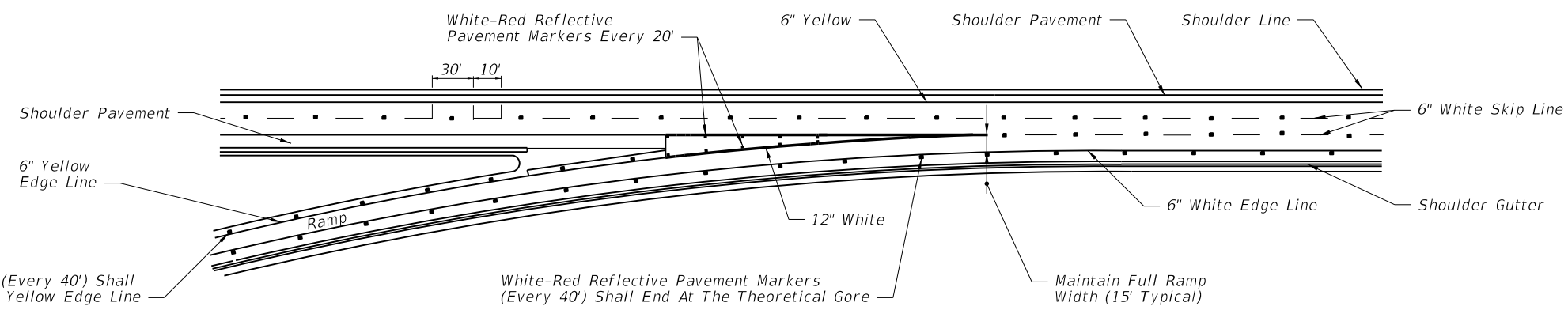
Passenger Car, Daytime, Posted Speeds  
Or 85th Percentile (Use Higher Value)

Edge Of Pavt.

**NORMAL TAPERED EXIT ONLY**  
(TWO THRU LANES - THREE APPROACH LANES)




NORMAL TAPERED ENTRANCE

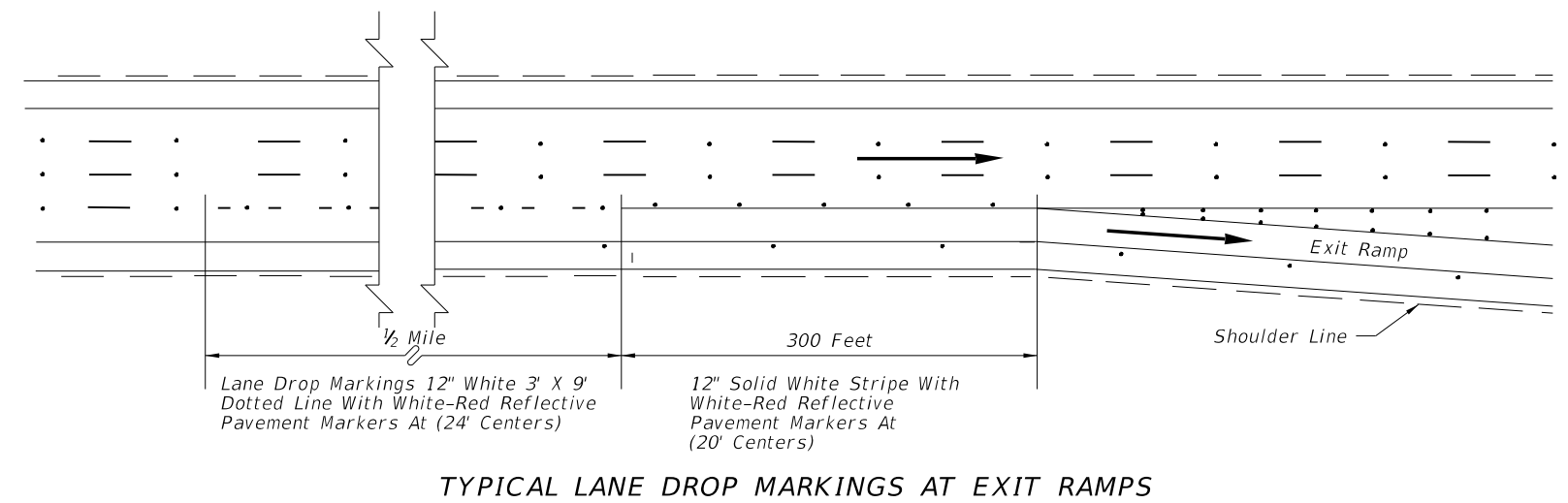
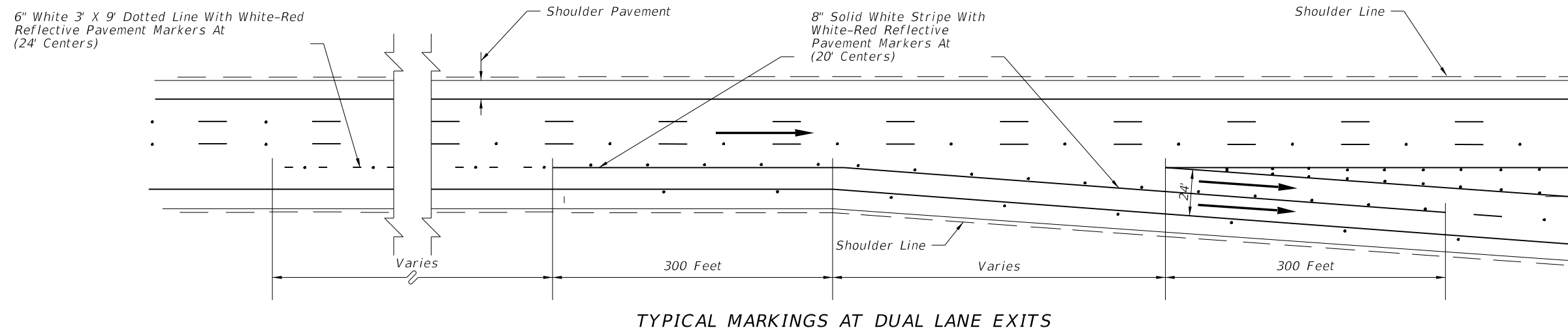
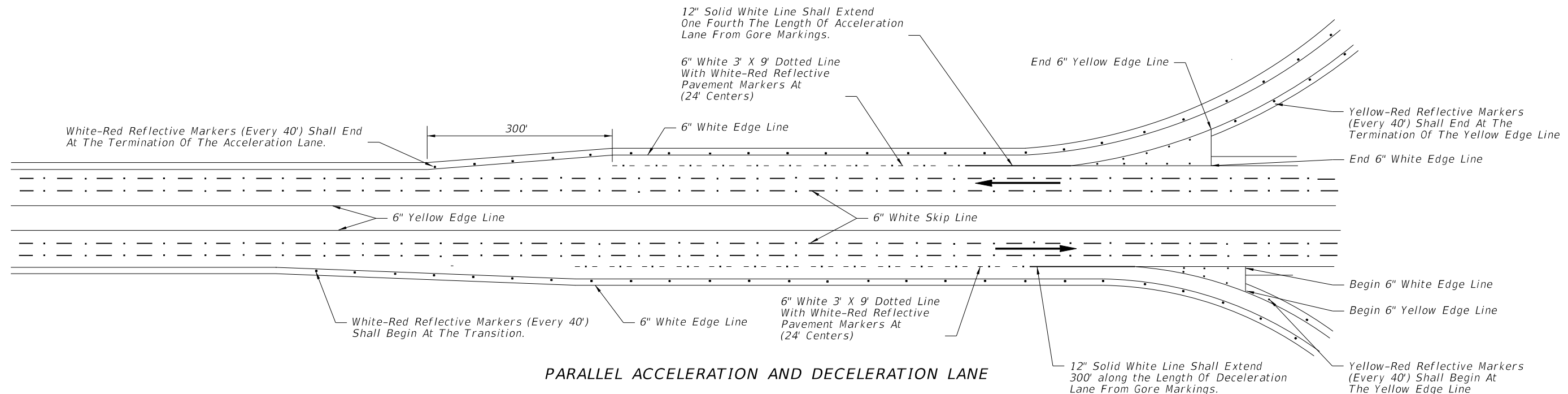


NORMAL TAPERED ENTRANCE WITH ADDED LANE


C:\projects\standards\roadway\17300-s\17345-02.dgn smg70re 7:28:33 PM 6/24/2013

LAST REVISION	01/01/13	DESCRIPTION:	 <p><b>FDOT 2014 DESIGN STANDARDS</b></p>	<p><b>INTERCHANGE MARKINGS</b></p>	<p>INDEX NO. <b>17345</b></p>	<p>SHEET NO. <b>2 of 4</b></p>
---------------	----------	--------------	--	------------------------------------	-----------------------------------	------------------------------------

C:\projects\standards\roadway\17300-s\17345-03.dgn  
 sm970re  
 7:28:34 PM  
 6/24/2013

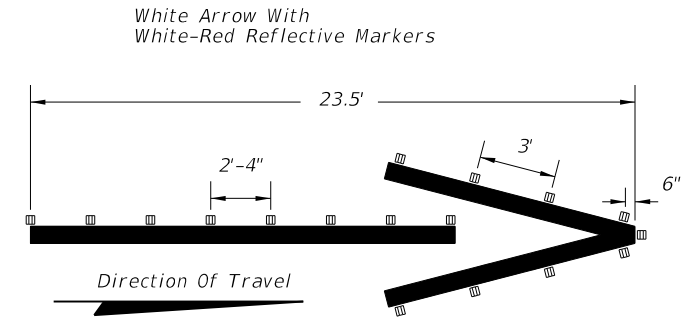
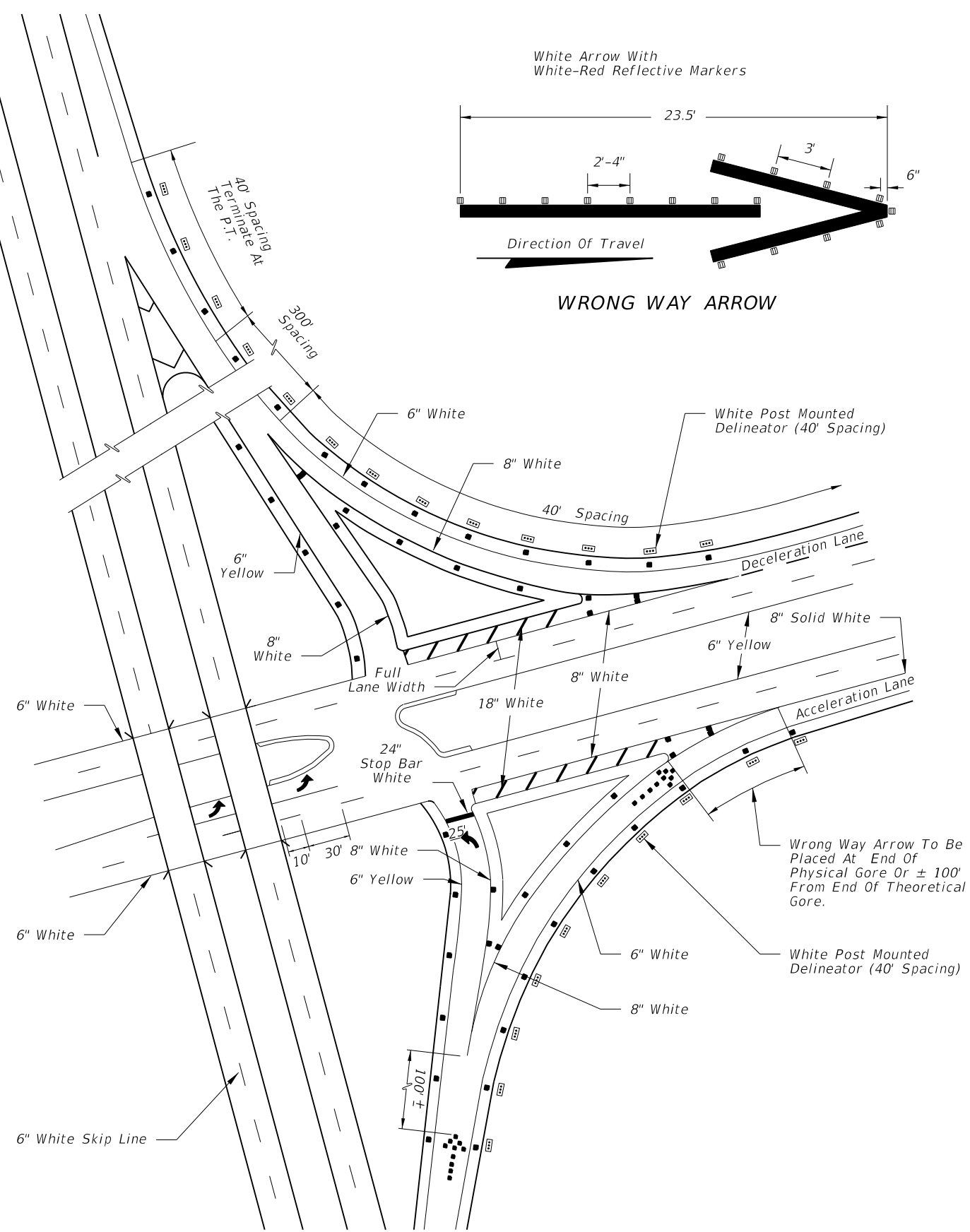
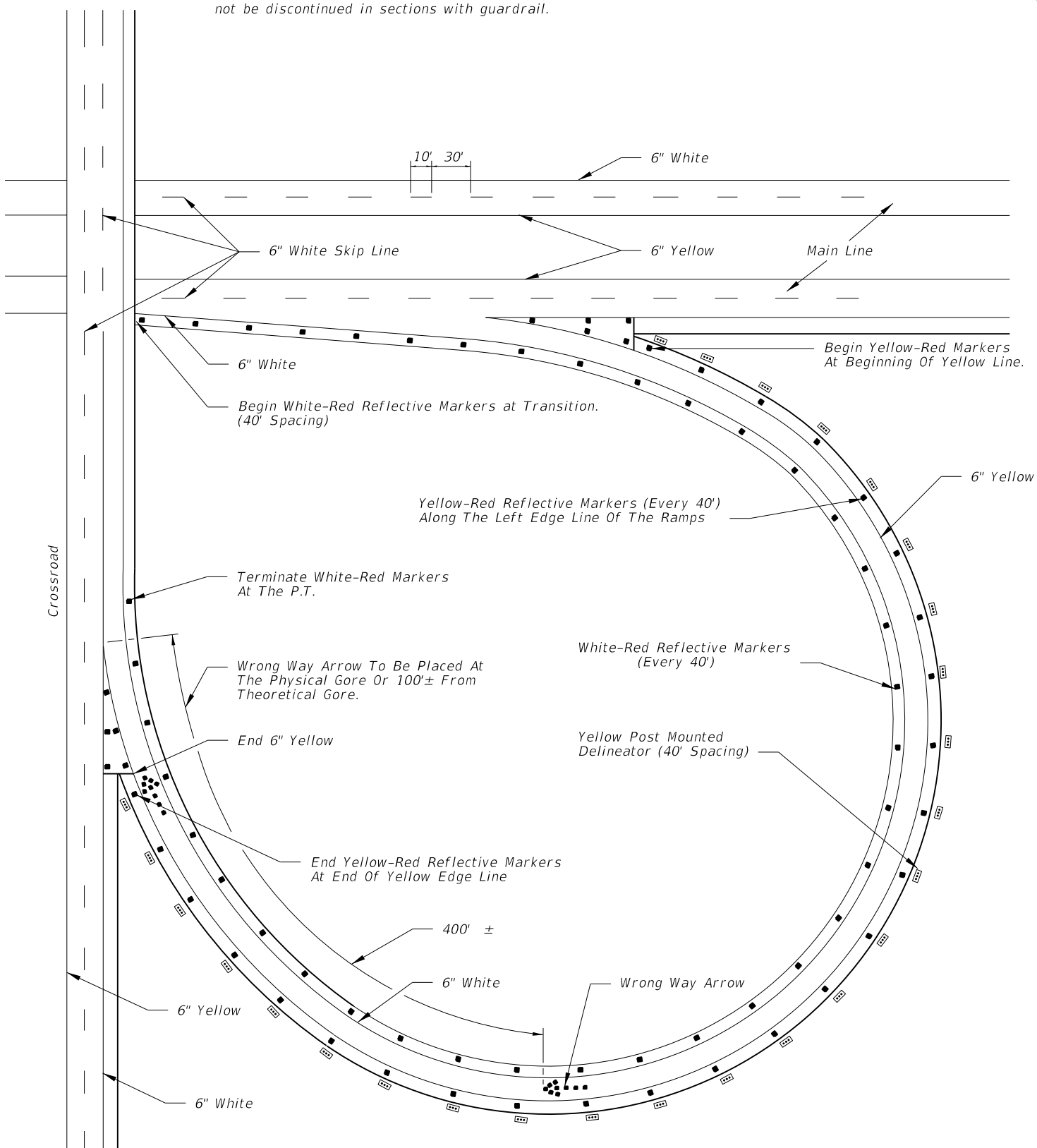


→ Note: Arrows indicate direction of travel and are not shown for pavement marking.


LAST REVISION 01/01/13	REVISION	DESCRIPTION:	 <p>FDOT 2014 DESIGN STANDARDS</p>	INTERCHANGE MARKINGS	INDEX NO. 17345	SHEET NO. 3 of 4
---------------------------	----------	--------------	---	----------------------	--------------------	---------------------

Notes:

1. Post delineators spaced at 40' on curves of the entrance and exit of ramps. The spacing on the tangent portion of the ramp section shall be 300'. All delineators are to be setback 4' from shoulder break. Post delineators should not be discontinued in sections with guardrail.



C:\projects\standards\roadway\17300-s\17345-04.dgn  
sm970re  
7:28:36 PM  
6/24/2013

LAST REVISION	01/01/13	DESCRIPTION:	 <p><b>FDOT 2014 DESIGN STANDARDS</b></p>	<p><b>INTERCHANGE MARKINGS</b></p>	<p>INDEX NO. <b>17345</b></p>	<p>SHEET NO. <b>4 of 4</b></p>
---------------	----------	--------------	--	------------------------------------	-----------------------------------	------------------------------------