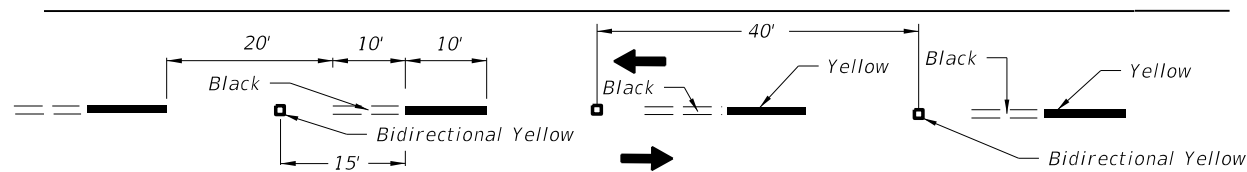
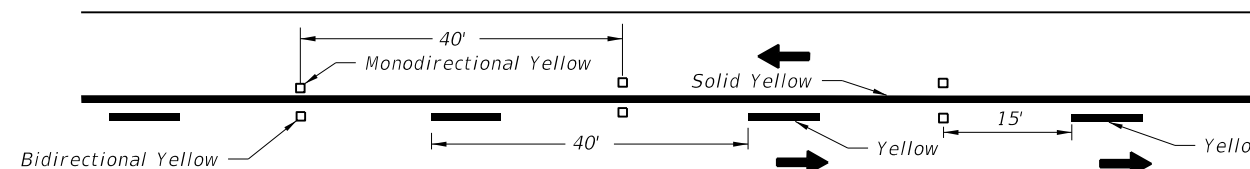


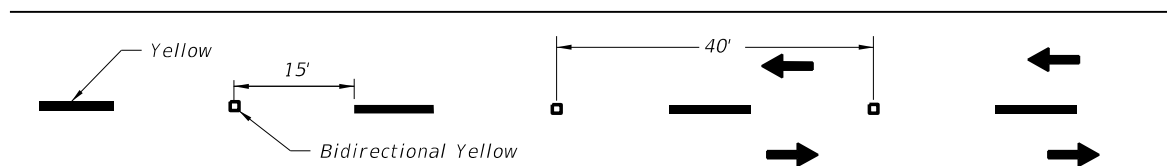
6/29/2012 12:16:00 PM rd960rh C:\projects\standards\roadway\17300-s\17352-01.dgn



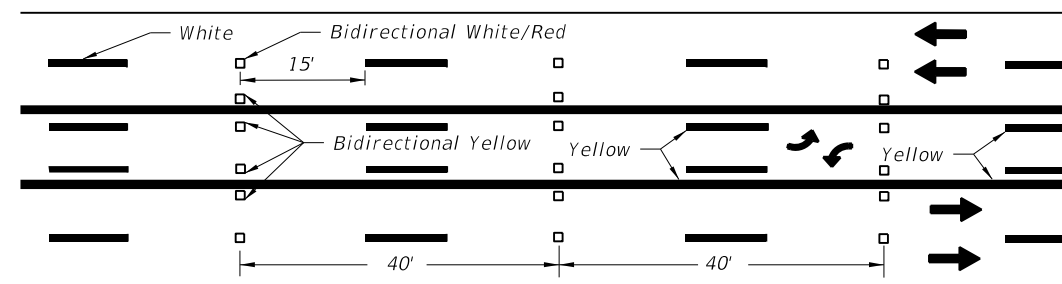
ALTERNATING SKIP LINE



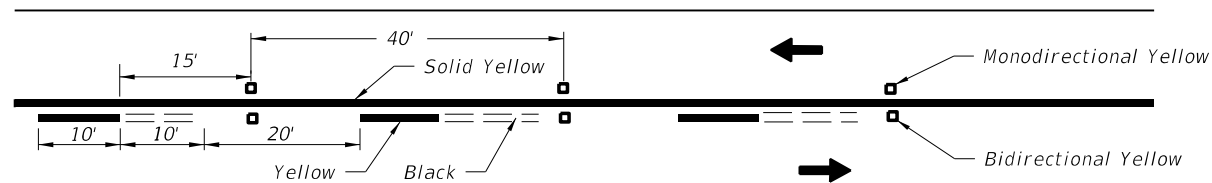
SOLID LINE WITH SKIP



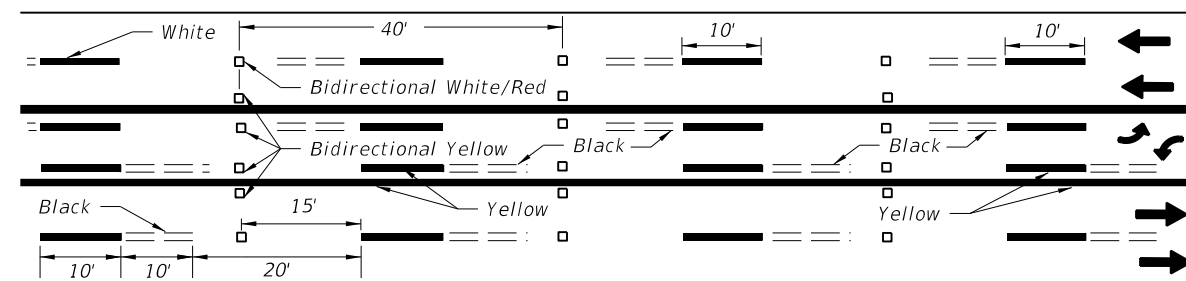
SKIP LINE



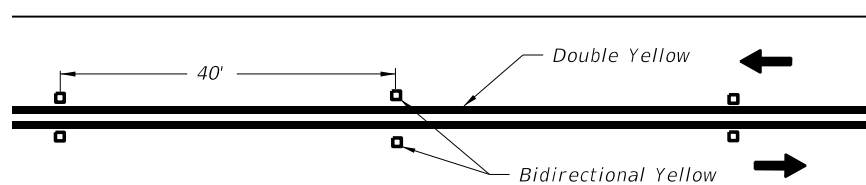
SKIP LINE WITH TWO-WAY LEFT TURN LANE



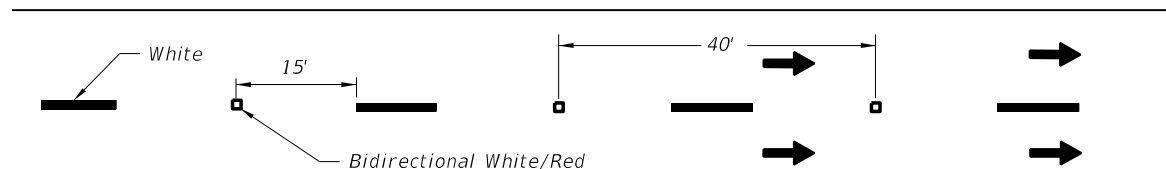
SOLID LINE WITH ALTERNATING SKIP



ALTERNATING SKIP LINE WITH TWO-WAY LEFT TURN LANE



DOUBLE SOLID LINE



MULTILANE

1. Reflective Pavement Markers shall be spaced at 40' on all skip lane lines and skip center lines. This spacing may be reduced to 20' if specifically called for in the plans.
2. The spacing on solid lines and solid/skip combination lines shall be 40'.
3. All RPM's shall be offset 1" from solid longitudinal lines.
4. These spacings may be reduced for sharp curves if required.
5. All RPM's shall be class "B".

LAST REVISION	DESCRIPTION:
01/01/10	

REVISION	DESCRIPTION:



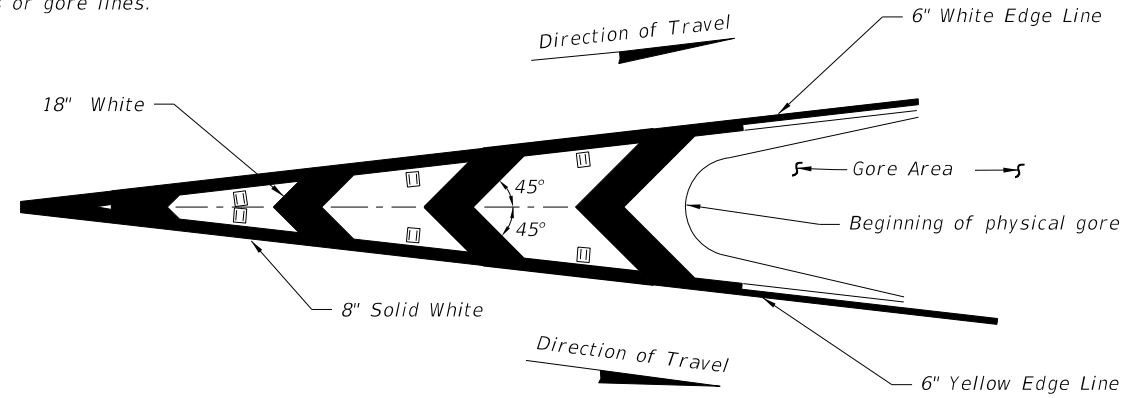
FDOT DESIGN STANDARDS  
2013

TYPICAL PLACEMENT OF  
REFLECTIVE PAVEMENT MARKERS

INDEX NO.	SHEET NO.
17352	1

NOTES

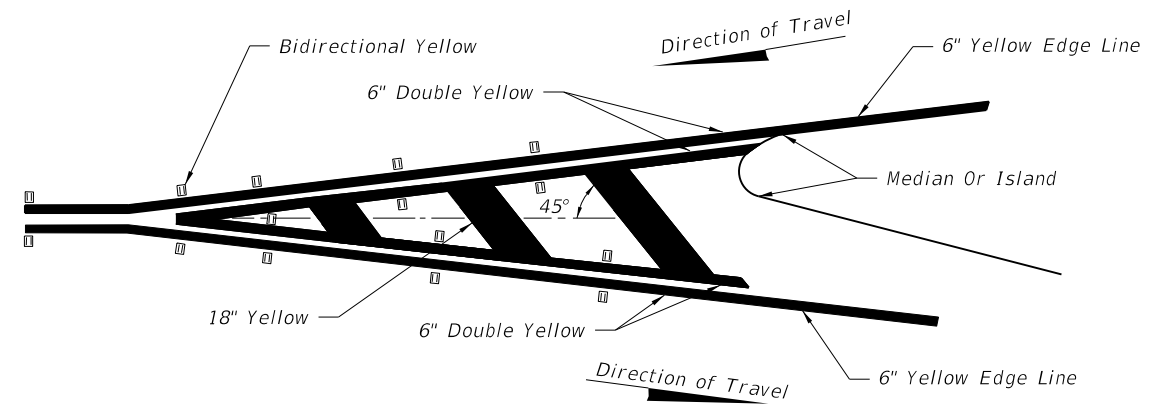
1. Raised pavement markers shall be set 1" from line.
2. Raised Pavement Markers shall be centered between chevrons or gore lines.



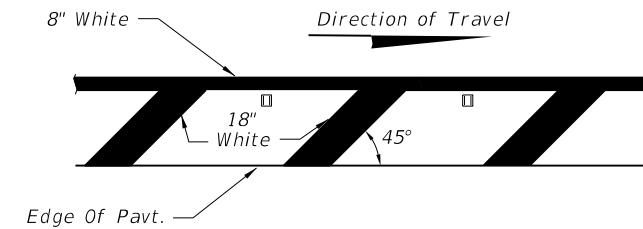
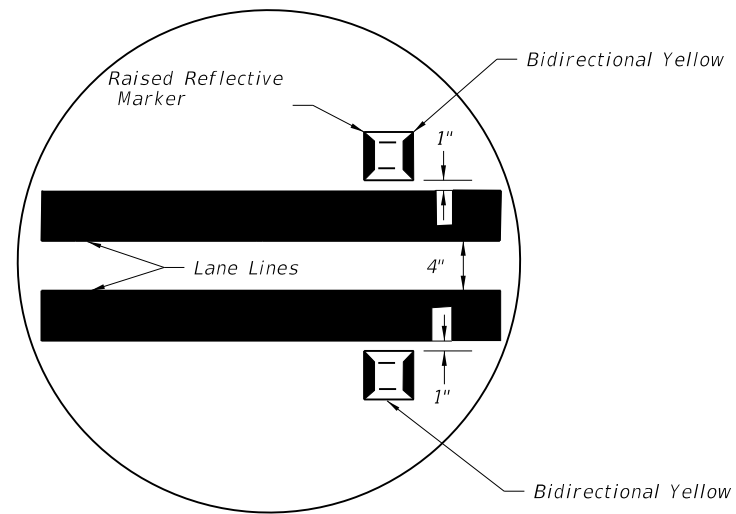
RPM PLACEMENT FOR TRAFFIC CHANNELIZATION AT GORE  
(TRAFFIC FLOWS IN SAME DIRECTION)

NOTE

Raised pavement markers (Bidirectional White/Red) should be used in all gores of this type



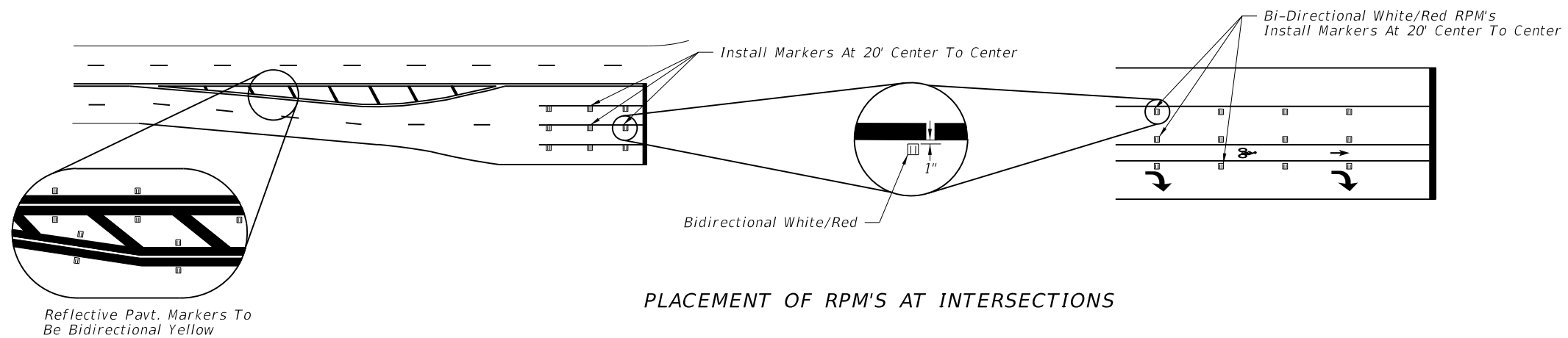
RPM PLACEMENT FOR TRAFFIC SEPARATION  
(TRAFFIC FLOWS IN OPPOSITE DIRECTION)



PLACEMENT OF RPM'S ON SHOULDER MARKINGS

For Left Side Of Roadway The Plan Is Opposite Hand And Markings Shall Be Yellow.

For Placement Of Rpm's On Ramps See Index 17345.



PLACEMENT OF RPM'S AT INTERSECTIONS

C:\projects\standards\roadway\17300-s\17352-02.dgn 6/29/2012 12:16:02 PM rd960r/h

LAST REVISION 01/01/10	DESCRIPTION:	 <b>FDOT DESIGN STANDARDS</b> 2013	<b>TYPICAL PLACEMENT OF REFLECTIVE PAVEMENT MARKERS</b>	INDEX NO. 17352	SHEET NO. 2
REVISION					