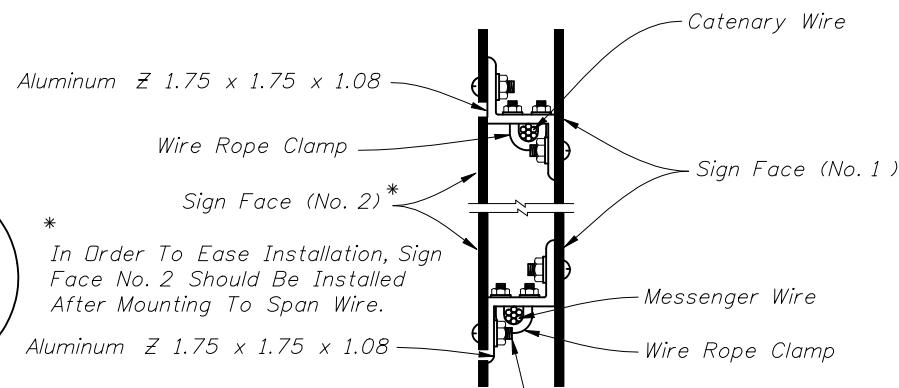
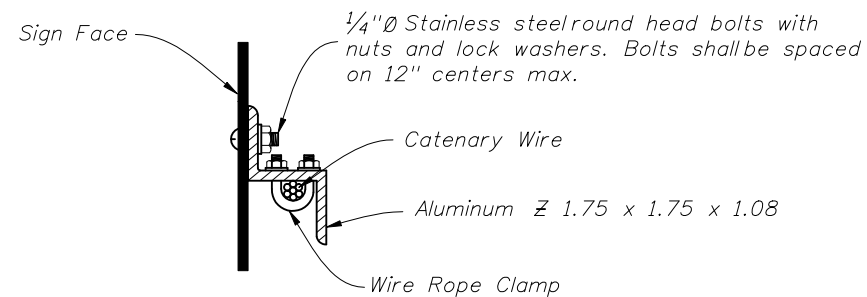


Notes :

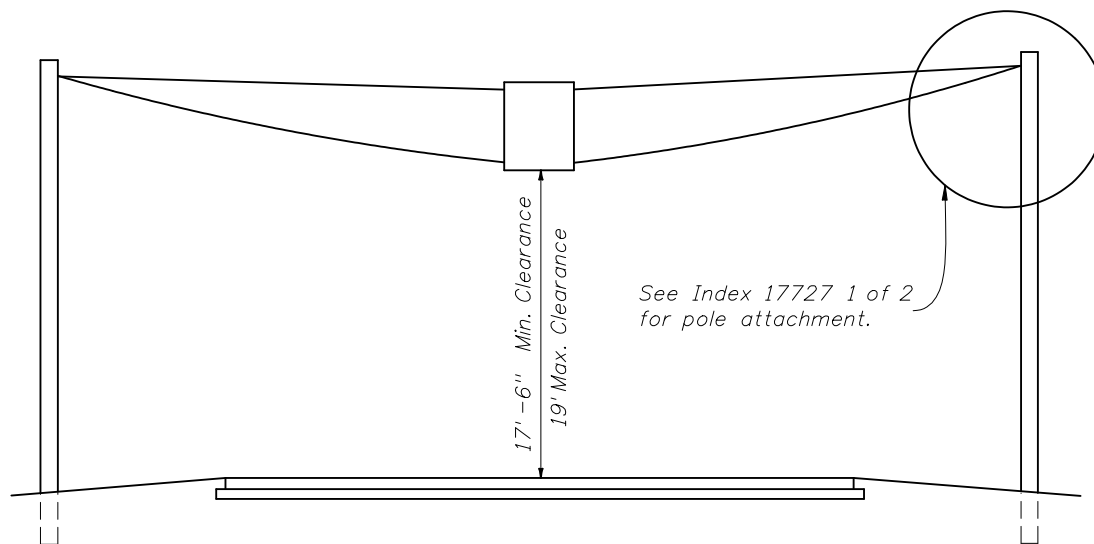
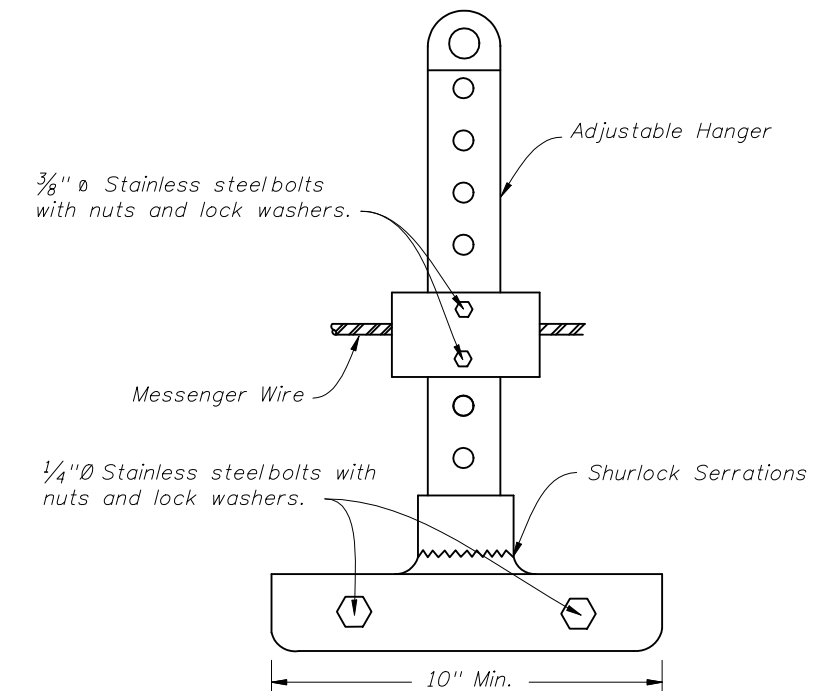
1. Bottom edge of signs shall be approximately at the same elevation.
2. Span wire installations that support only signs should be provided with a minimum panel weight of 7 PSF.
3. Type B & C attachments with one hanger shall have wind beams for signs wider than 3 1/2'. The beams shall extend to within 6" of the sign edge.
4. Type B & C attachments for signs 4' and wider shall have 2 hangers. Signs 7' and wider shall have wind beams that extend to within 6" of the sign edge.
5. Type D attachments shall be for signs 3 1/2' wide or less.
6. Sign panels shall meet the requirements of Index 11200.
7. Refer to section 634 of the Standard Specifications For Road And Bridge Construction.
8. All bolts, nuts, and washers shall be passivated stainless steel, AISI 300 series, commercial grade, type 316.




* In Order To Ease Installation, Sign Face No. 2 Should Be Installed After Mounting To Span Wire.

1/4"Ø Stainless steel round head bolts with nuts and lock washers. Bolts shall be spaced on 12" centers max.

The overlapped connection of adjustable hangers shall use a minimum of 2 bolts with a minimum spacing between bolts of 2".



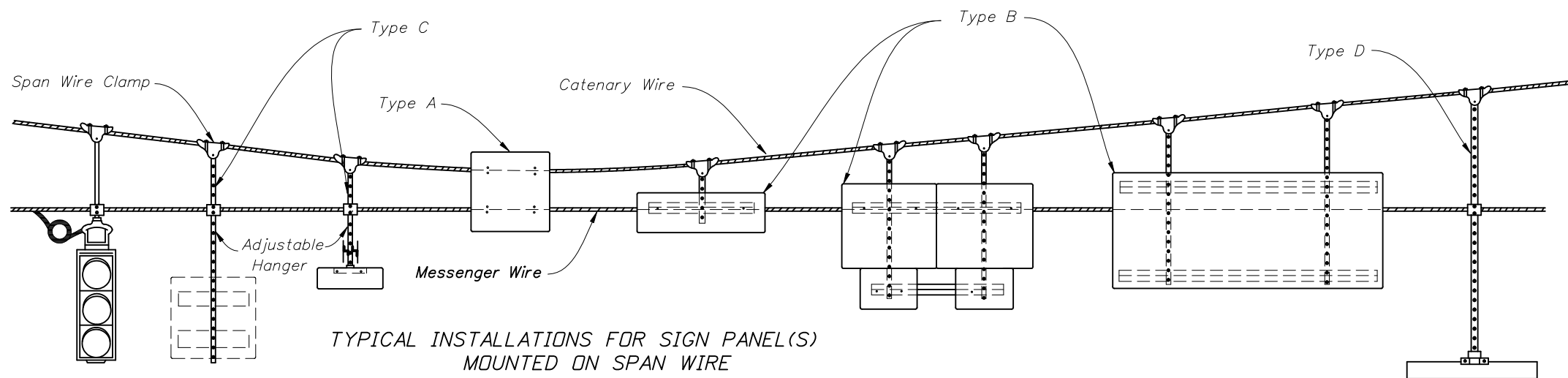
SINGLE POINT ATTACHMENT



2008 FDOT Design Standards

SPAN WIRE MOUNTED SIGN DETAILS

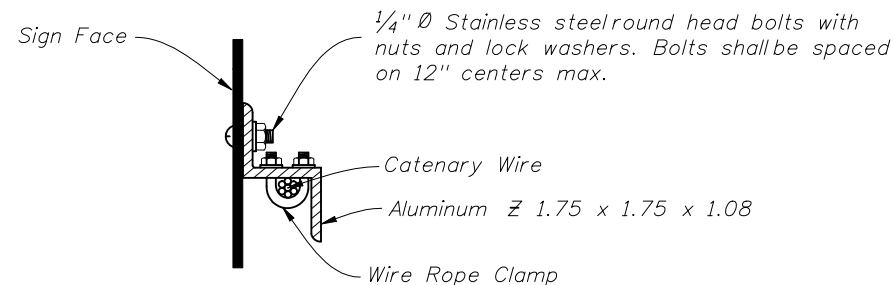
Last Revision	Sheet No.
07/01/05	1 of 2
Index No.	
17356	



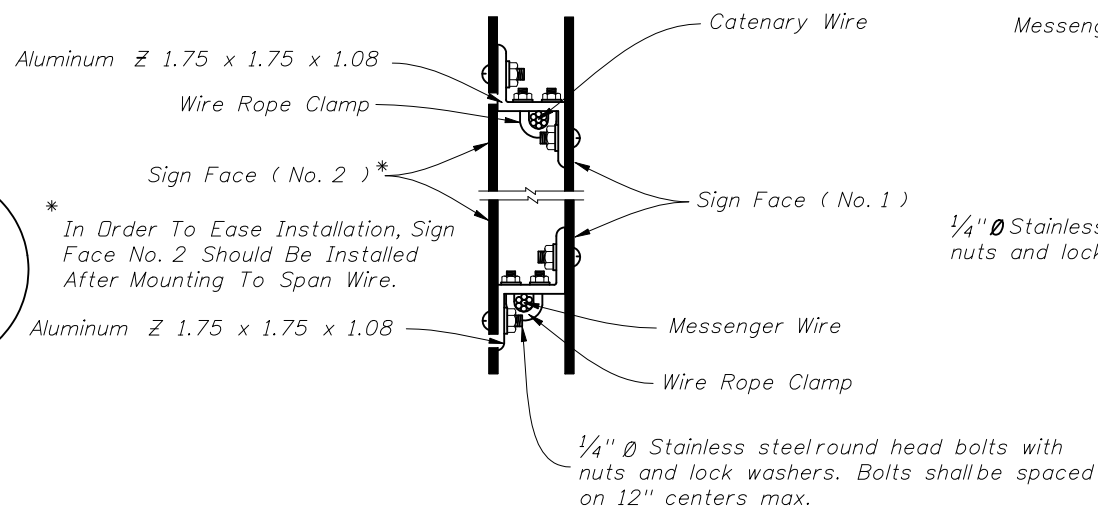
TYPICAL INSTALLATIONS FOR SIGN PANEL(S)
MOUNTED ON SPAN WIRE

Notes :

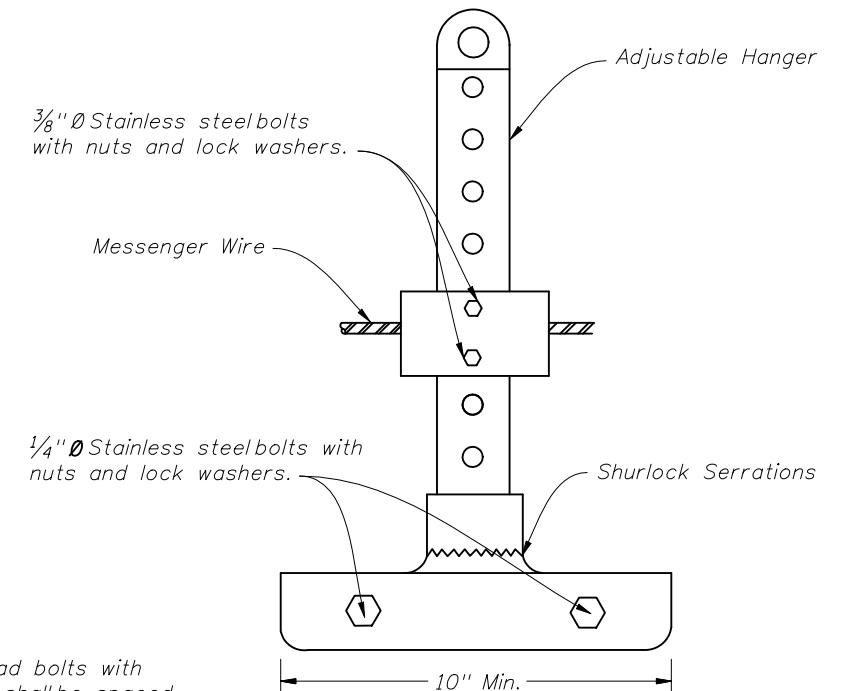
1. Bottom edge of signs shall be approximately at the same elevation.
2. Type B & C attachments with one hanger shall have wind beams for signs wider than 3 1/2'. The beams shall extend to within 6" of the sign edge.
3. Type B & C attachments for signs 4' and wider shall have 2 hangers. Signs 7' and wider shall have wind beams that extend to within 6" of the sign edge.
4. Type D attachments shall be for signs 3 1/2' wide or less.
5. Sign panels shall meet the requirements of Index 11200.
6. Refer to section 634 of the Standard Specifications For Road And Bridge Construction.
7. All bolts, nuts, and washers shall be passivated stainless steel, AISI 300 series, commercial grade, type 316.



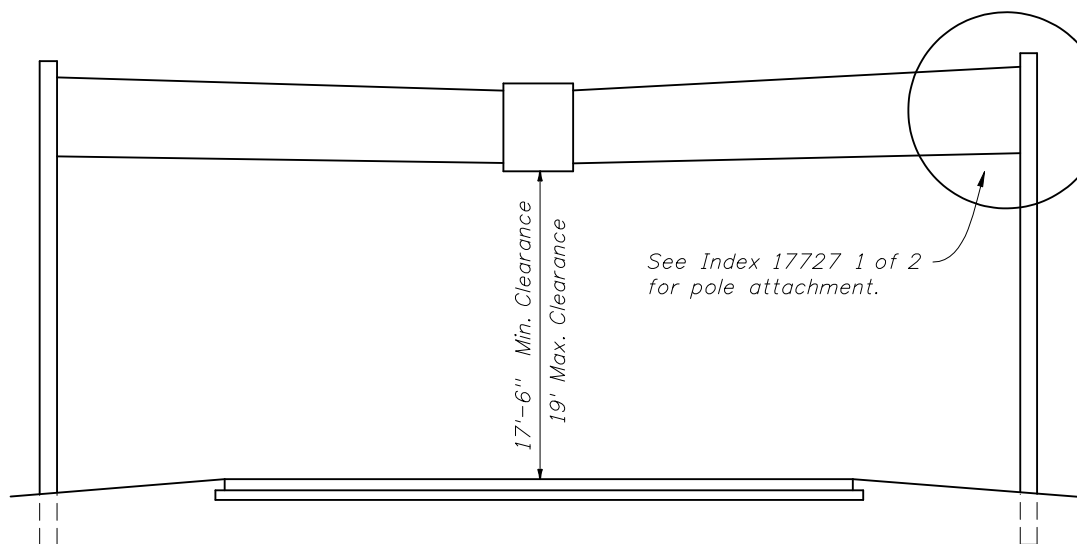
SIGN MOUNTING DETAIL



DETAIL OF OPPOSING
SIGNS SPAN WIRE MOUNTED



ADJUSTABLE HANGER
FOR SIGN MOUNTING



TYPICAL SPAN WIRE INSTALLATION

* In Order To Ease Installation, Sign Face No. 2 Should Be Installed After Mounting To Span Wire.

The overlapped connection of adjustable hangers shall use a minimum of 2 bolts with a minimum spacing between bolts of 2".

TWO POINT ATTACHMENT



2008 FDOT Design Standards

SPAN WIRE MOUNTED SIGN DETAILS

Last Revision	Sheet No.
07/01/05	2 of 2
Index No.	
17356	