



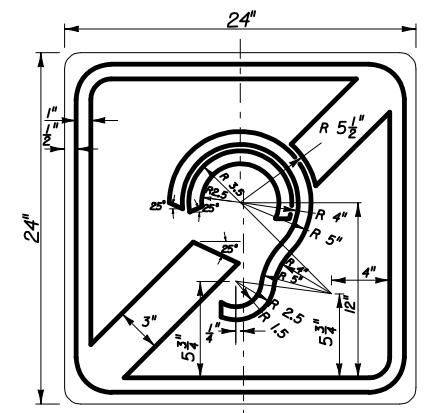
FTP - 57
Arterial Sign
3' X 2'-6"
2" Radii 3/4" Border
4" Series D
White Background
Black Legend & Border



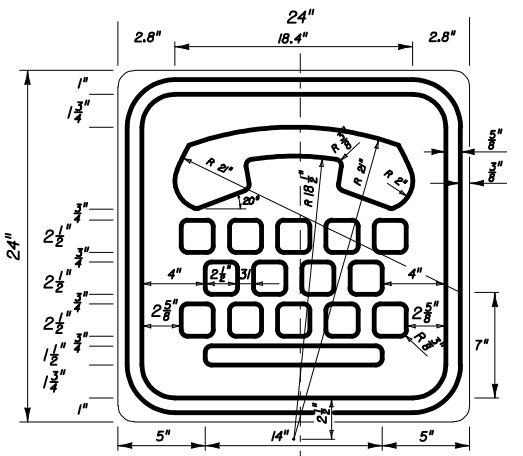
FTP - 58
State Line Sign
10' X 6'
3" Radii 2" Border
8" Series E
White Background
Black Legend & Border



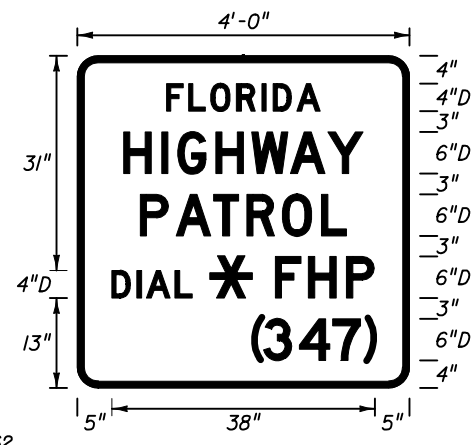
FTP - 59
3' X 2'
1 1/2" Radii 3/4" Border
6" Series B
Blue Background
White Legend & Border




FTP - 60
24" X 24"
1 1/2" Radii 3/4" Border
Blue Background
White Legend & Border



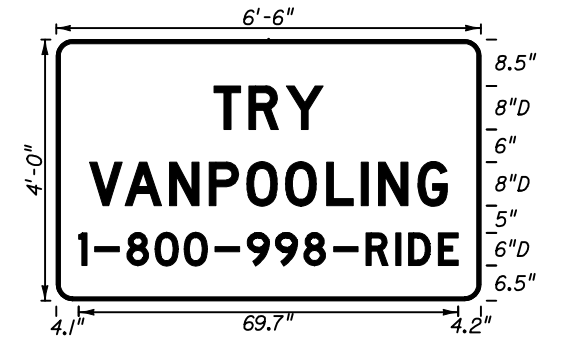
FTP - 61
2' X 2'
1 1/2" Radii 3/4" Border
Blue Background
White Legend & Border



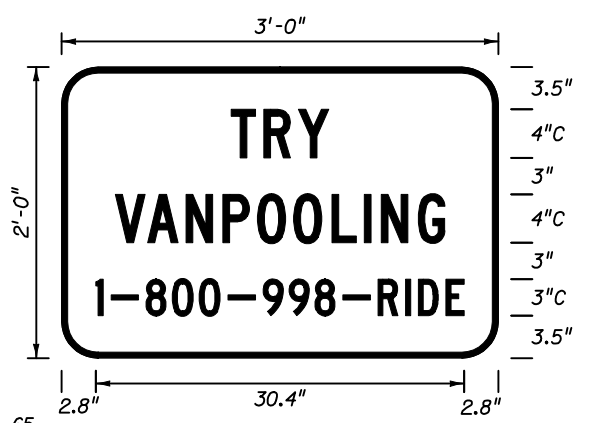
FTP - 62
4' X 4'
3" Radii 1" Border
Series D
Blue Background
White Legend & Border



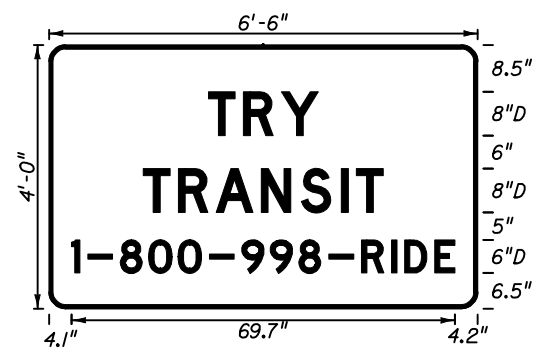
FTP - 63
3' X 3'
1 1/2" Radii
4" Series D
Green Background
White Legend & Border



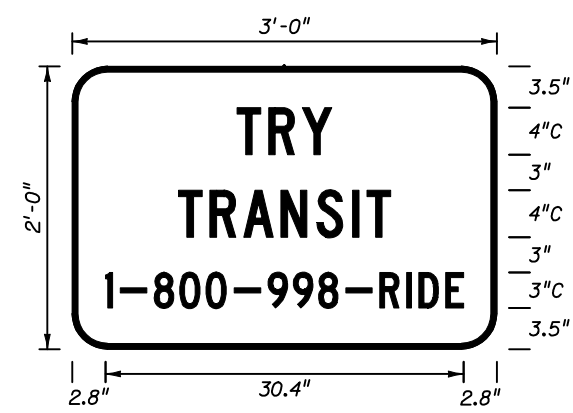
FTP - 64
6'-6" X 4'
3" Radii
8" Series D
6" Series D
Blue Background
White Legend & Border



FTP - 65
3' X 2'
3" Radii
4" Series C
3" Series C
Blue Background
White Legend & Border



FTP - 66
6'-6" X 4'
3" Radii
8" Series D
6" Series D
Blue Background
White Legend & Border



FTP - 67
3' X 2'
3" Radii
4" Series C
3" Series C
Blue Background
White Legend & Border

THE SEALED RECORD OF THIS STANDARD IS ON FILE IN THE ROADWAY DESIGN OFFICE.

INTERIM STANDARD IN ENGLISH UNITS APPLICABLE TO ROADWAY AND TRAFFIC DESIGN STANDARD BOOKLETS PUBLISHED IN EITHER ENGLISH OR METRIC UNITS.

STATE OF FLORIDA DEPARTMENT OF TRANSPORTATION

SPECIAL SIGN DETAILS

INTERIM STANDARD

APPROVED BY *Clark A. Scott*
State Traffic Plans Engineer

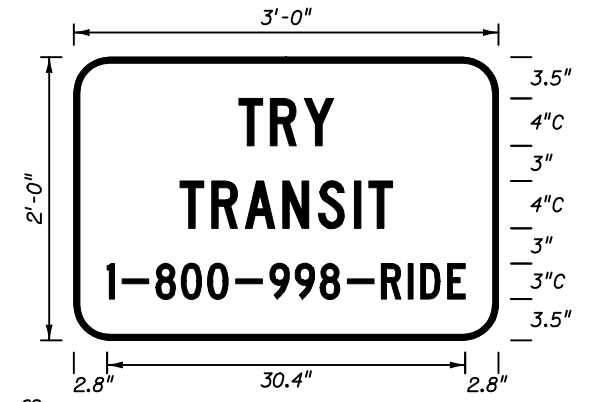
SHEETS NOS. 8-14 OF 14 REPLACE INDEX NO. 17355 (SHEETS 8-12 OF 12) OF THE METRIC ROADWAY AND TRAFFIC DESIGN STANDARDS, BOOKLET DATED JANUARY 2000.

REVISION NO.	SHEET NO.	INDEX NO.
	8 of 14	017355

Revised: 12-27-01



FTP - 68
6'-6" X 4'
3" Radii
8" Series D
6" Series D
Blue Background
White Legend & Border




FTP - 69
3' X 2'
3" Radii
4" Series C
3" Series C
Blue Background
White Legend & Border




FTP - 70
3'-6" X 4'
1 1/2" Radii 3/4" Border
3" Series C
6" Series C
White Background
Black Legend & Border



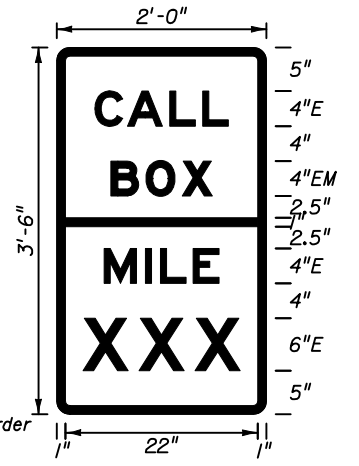
FTP - 71
2'-6" X 3'
1 1/2" Radii 3/4" Border
2" Series C
4" Series C
White Background
Black Legend & Border



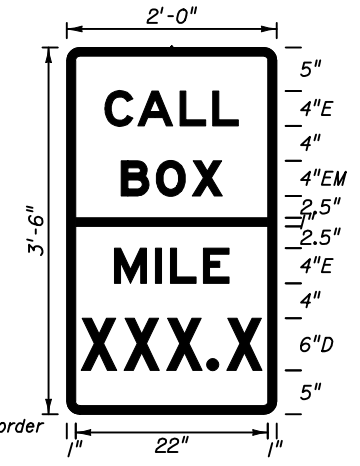
FTP - 72
9' X 6'
9" Radii 3/4" Border
8" Series D
White Background
Black Legend & Border




FTP - 73
4' X 3'
1 1/2" Radii 3/4" Border
4" Series C
White Background
Black Legend & Border




FTP - 74
2' X 3'-6"
1 1/2" Radii
Top
4" Series E
4" Series EM
Blue Background
White legend & Border
Bottom
4" Series E
6" Series E
Green Background
White Legend & Border




FTP - 75
2' X 3'-6"
1 1/2" Radii
Top
4" Series E
4" Series EM
Blue Background
White legend & Border
Bottom
4" Series E
6" Series D
Green Background
White Legend & Border



FTP - 76
3' X 4'
1 1/2" Radii 3/4" Border
3" Series D
White Background
Black Legend, Border & Man Belt Symbol
Florida Shield Green



FTP - 77
3' X 4'
1 1/2" Radii 3/4" Border
2" Series D
White Background
Black Legend, Border & Man Belt Symbol
Florida Shield Green



FTP - 78
3'-6" X 5'-6"
3" Radii
4" Series C
Green Background
White Legend, Border & Symbol
Municipality Name Optional

THE SEALED RECORD OF THIS STANDARD IS ON FILE IN THE ROADWAY DESIGN OFFICE.


INTERIM STANDARD IN ENGLISH UNITS APPLICABLE TO ROADWAY AND TRAFFIC DESIGN STANDARD BOOKLETS PUBLISHED IN EITHER ENGLISH OR METRIC UNITS.

STATE OF FLORIDA DEPARTMENT OF TRANSPORTATION

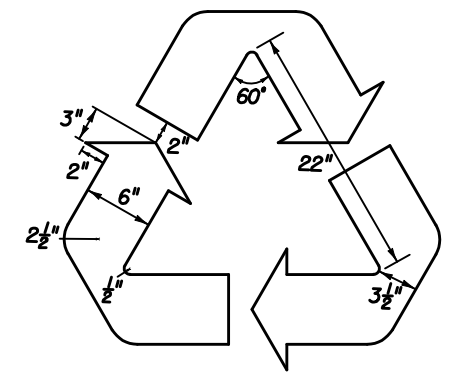
SPECIAL SIGN DETAILS

INTERIM STANDARD	APPROVED BY <i>Clark A. Scott</i> State Traffic Plans Engineer
SHEETS NOS. 8-14 OF 14 REPLACE INDEX NO. 17355 (SHEETS 8-12 OF 12) OF THE METRIC ROADWAY AND TRAFFIC DESIGN STANDARDS, BOOKLET DATED JANUARY 2000.	REVISION NO. SHEET NO. INDEX NO.
	9 of 14 017355

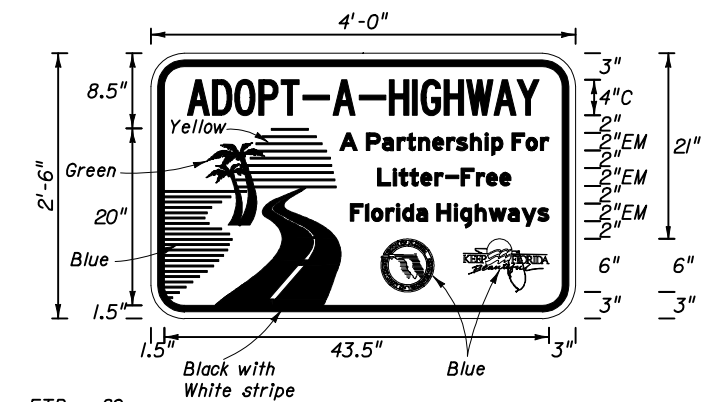
Revised: 12-27-01



FTP - 79
 3'-6" X 5'
 3" Radii
 4" Series C
 Green Background
 White Legend, Border & Symbol



DETAIL 'B' for FTP - 79




FTP - 80
 4" X 2'-6"
 3" Radii
 4" Series C
 2" Series EM
 White Background
 Blue Legend & Border

THE SEALED RECORD OF THIS STANDARD IS ON FILE IN THE ROADWAY DESIGN OFFICE.


INTERIM STANDARD IN ENGLISH UNITS APPLICABLE TO ROADWAY AND TRAFFIC DESIGN STANDARD BOOKLETS PUBLISHED IN EITHER ENGLISH OR METRIC UNITS.

STATE OF FLORIDA DEPARTMENT OF TRANSPORTATION		
SPECIAL SIGN DETAILS		
INTERIM STANDARD	APPROVED BY <i>Clark A. Scott</i> State Traffic Plans Engineer	
SHEETS NOS. 8-14 OF 14 REPLACE INDEX NO. 17355 (SHEETS 8-12 OF 12) OF THE METRIC ROADWAY AND TRAFFIC DESIGN STANDARDS, BOOKLET DATED JANUARY 2000.		
REVISION NO.	SHEET NO.	INDEX NO.
	10 of 14	017355

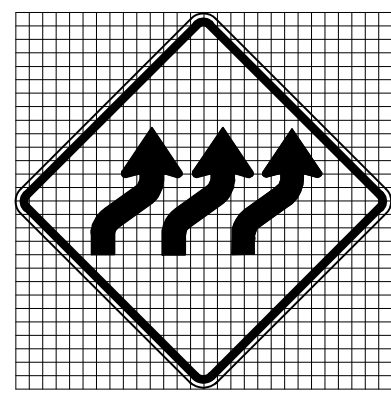
Revised: 12-27-01



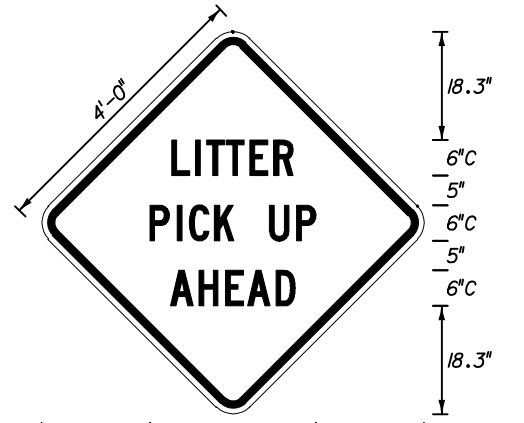
MOT - 1
4' X 4'
3" Radii 3/4" Border
6" Series C Legend
Orange Background
Black Legend & Border



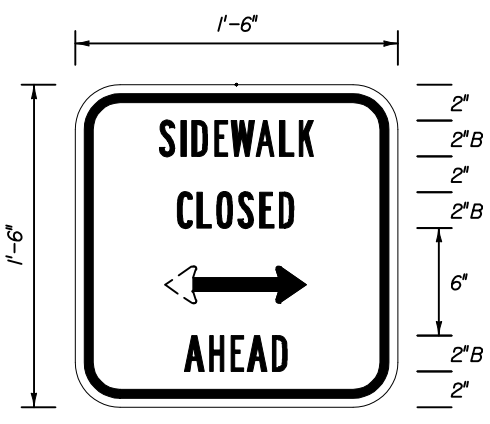
MOT - 2
4' X 4'
3" Radii 3/4" Border
Grid = 2" X 2"
Orange Background
Black Arrows & Border



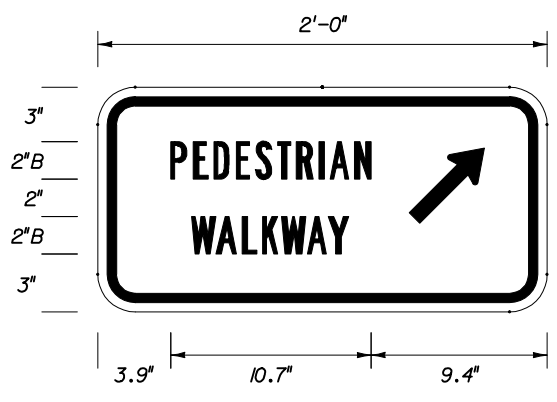
MOT - 3
4' X 4'
3" Radii 3/4" Border
Grid = 2" X 2"
Orange Background
Black Arrows & Border



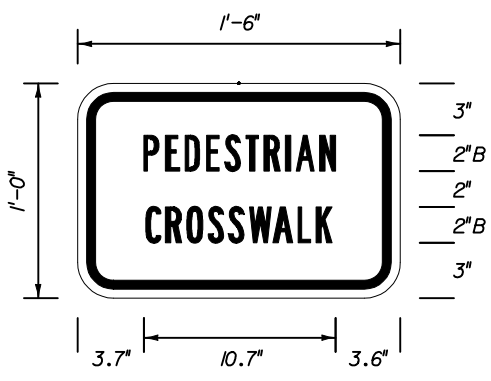
MOT - 4
4' X 4'
3" Radii 3/4" Border
Orange Background
Black Arrows & Border



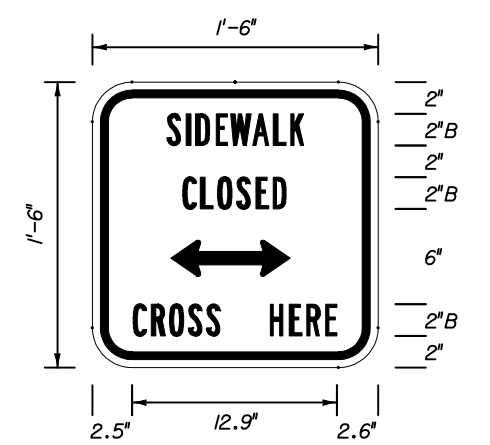
MOT - 5
1'-6" X 1'-6"
2" Radii 3/4" Border
2" Series B Legend
White Background
Black Legend & Border



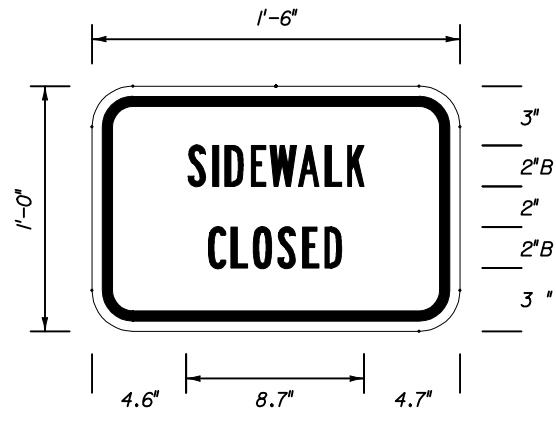
MOT - 6
2' X 1'
1 1/2" Radii 3/4" Border
2" Series B Legend
White Background
Black Legend & Border



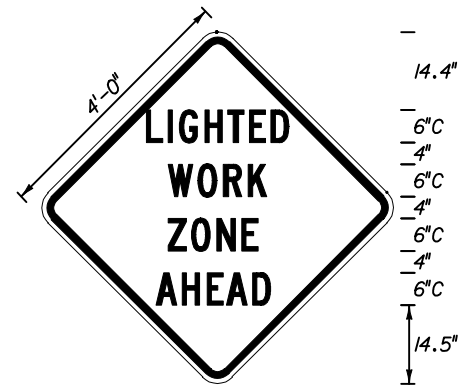
MOT - 7
1'-6" X 1'
1 1/2" Radii 3/4" Border
2" Series B Legend
White Background
Black Legend & Border



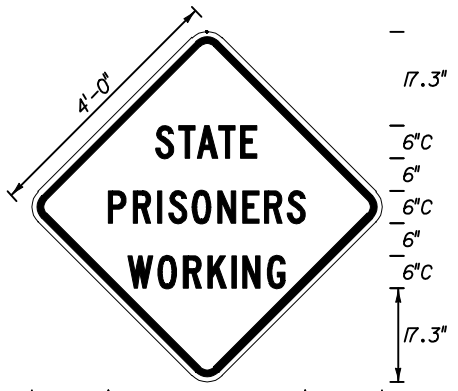
MOT - 8
1'-6" X 1'-6"
2 1/4" Radii 3/4" Border
2" Series B Legend
White Background
Black Legend & Border



MOT - 9
1'-6" X 1'
1 1/2" Radii 3/4" Border
2" Series B Legend
White Background
Black Legend & Border



MOT - 10
4' X 4'
3" Radii 3/4" Border
6" Series C Legend
Orange Background
Black Legend & Border



MOT - 11
4' X 4'
3" Radii 3/4" Border
6" Series C Legend
Orange Background
Black Legend & Border

THE SEALED RECORD OF THIS STANDARD IS ON FILE IN THE ROADWAY DESIGN OFFICE.


INTERIM STANDARD IN ENGLISH UNITS APPLICABLE TO ROADWAY AND TRAFFIC DESIGN STANDARD BOOKLETS PUBLISHED IN EITHER ENGLISH OR METRIC UNITS.

STATE OF FLORIDA DEPARTMENT OF TRANSPORTATION

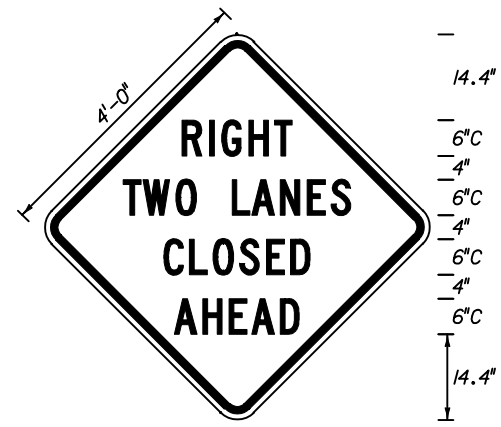
SPECIAL SIGN DETAILS

INTERIM STANDARD	APPROVED BY <i>Clark A. Scott</i> State Traffic Plans Engineer
SHEETS NOS. 8-14 OF 14 REPLACE INDEX NO. 17355 (SHEETS 8-12 OF 12) OF THE METRIC ROADWAY AND TRAFFIC DESIGN STANDARDS, BOOKLET DATED JANUARY 2000.	REVISION NO. SHEET NO. INDEX NO.
	11 of 14 017355


Revised: 12-27-01



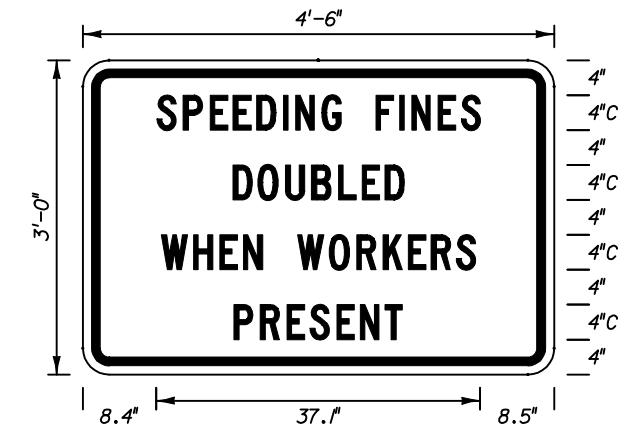
MOT - 12
4' X 4'
3" Radii 3/4" Border
6" Series C Legend
Orange Background
Black Legend & Border



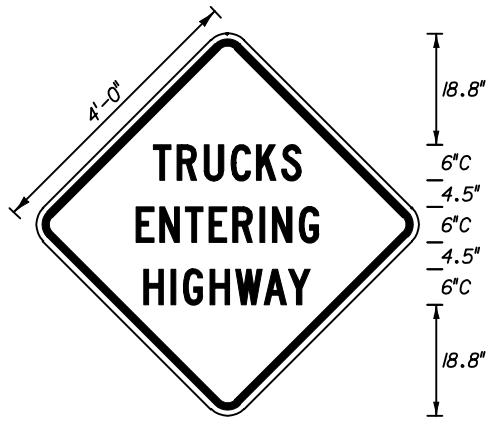
MOT - 13
4' X 4'
3" Radii 3/4" Border
6" Series C Legend
Orange Background
Black Legend & Border



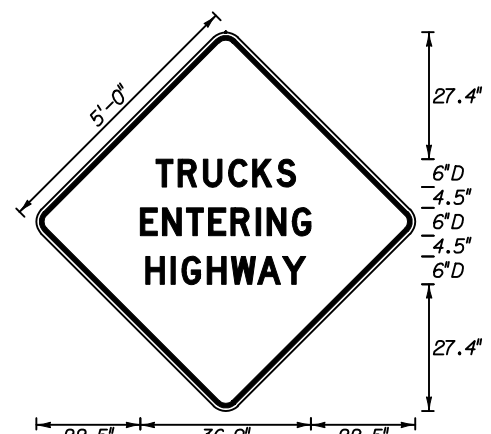
MOT - 14
6' X 4'
3" Radii 3/4" Border
6" Series C Legend
White Background
Black Legend & Border



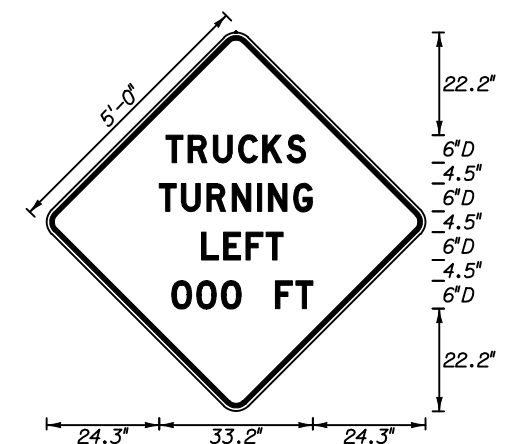
MOT - 15
4'-6" X 3'
3" Radii 3/4" Border
4" Series C Legend
White Background
Black Legend & Border



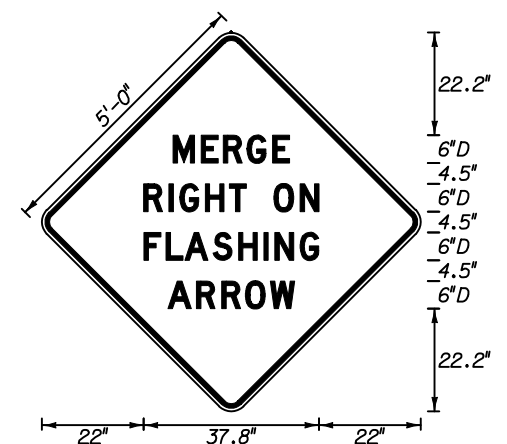
MOT - 16
4' X 4'
3" Radii 3/4" Border
6" Series C Legend
Orange Background
Black Legend & Border



MOT - 17
5' X 5'
3" Radii 1" Border
6" Series D Legend
Orange Background
Black Legend & Border



MOT - 18
5' X 5'
3" Radii 1" Border
6" Series D Legend
Orange Background
Black Legend & Border



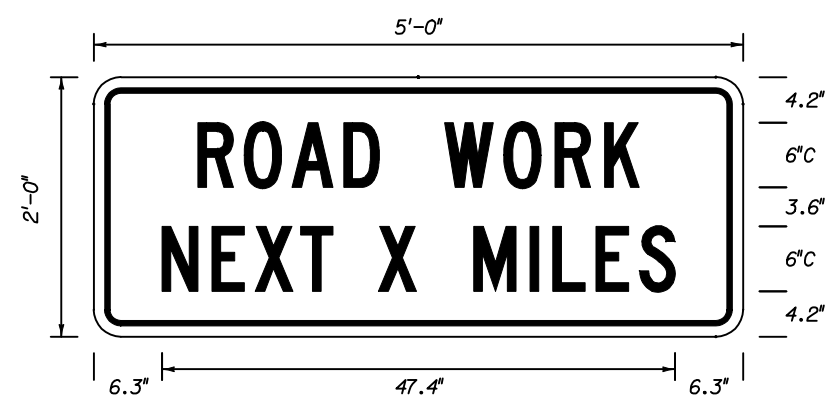
MOT - 19
5' X 5'
3" Radii 1" Border
6" Series D Legend
Orange Background
Black Legend & Border

THE SEALED RECORD OF THIS STANDARD IS ON FILE IN THE ROADWAY DESIGN OFFICE.

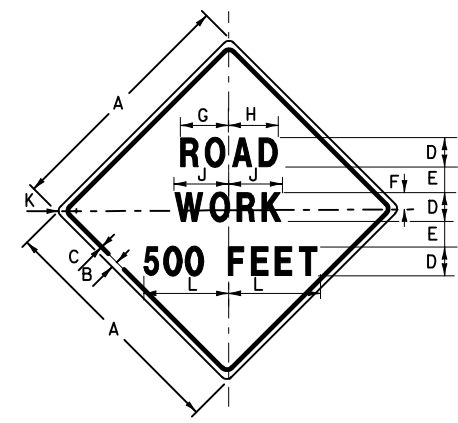
INTERIM STANDARD IN ENGLISH UNITS APPLICABLE TO ROADWAY AND TRAFFIC DESIGN STANDARD BOOKLETS PUBLISHED IN EITHER ENGLISH OR METRIC UNITS.

STATE OF FLORIDA DEPARTMENT OF TRANSPORTATION		
SPECIAL SIGN DETAILS		
INTERIM STANDARD	APPROVED BY <i>Clark A. Scott</i> State Traffic Plans Engineer	
SHEETS NOS. 8-14 OF 14 REPLACE INDEX NO. 17355 (SHEETS 8-12 OF 12) OF THE METRIC ROADWAY AND TRAFFIC DESIGN STANDARDS, BOOKLET DATED JANUARY 2000.		
REVISION NO.	SHEET NO.	INDEX NO.
	12 of 14	017355

Revised: 12-27-01

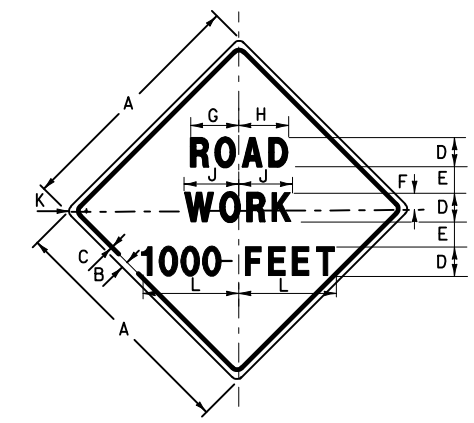


G20-1
5' X 2'
1.5 Radii .75 Border
6" Series C Legend
Orange Background
Black Legend & Border



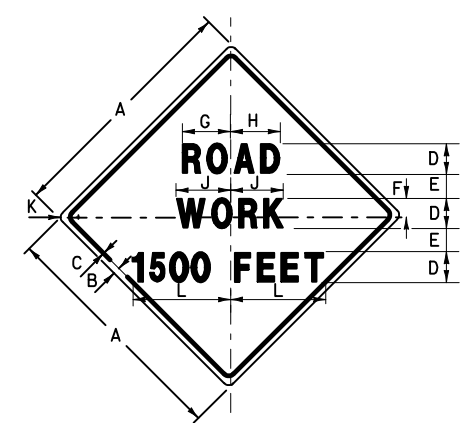
W20-1A
LEGEND AND BORDER: BLACK
BACKGROUND: ORANGE

DIMENSIONS IN INCHES										
A	B	C	D	E	F	G	H	J	K	L
36	5/8	7/8	5D	3 1/2	3 1/4	8 3/8	8 7/8	9	2 1/4	17 1/4
48	3/4	1 1/4	7D	4 3/4	4 1/2	11 11/16	12 7/16	12 5/8	3	24



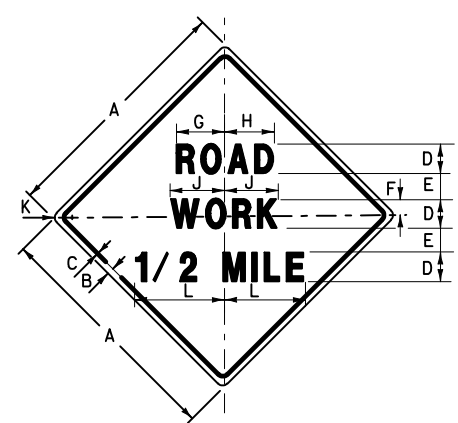
W20-1B
LEGEND AND BORDER: BLACK
BACKGROUND: ORANGE

DIMENSIONS IN INCHES										
A	B	C	D	E	F	G	H	J	K	L
36	5/8	7/8	5D	3 1/2	3 1/4	8 3/8	8 7/8	9	2 1/4	18 3/8
48	3/4	1 1/4	7D	4 3/4	4 1/2	11 11/16	12 5/8	12 5/8	3	25 7/8



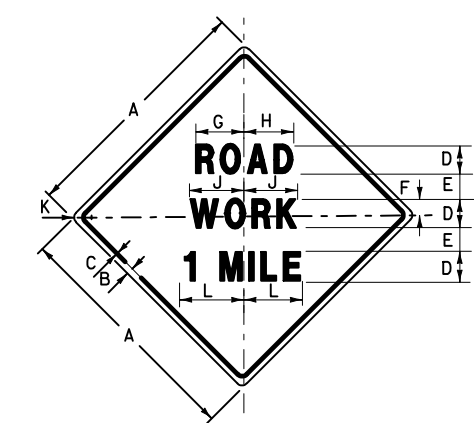
W20-1C
LEGEND AND BORDER: BLACK
BACKGROUND: ORANGE

DIMENSIONS IN INCHES										
A	B	C	D	E	F	G	H	J	K	L
36	5/8	7/8	5D	3 1/2	3 1/4	8 3/8	8 7/8	9	2 1/4	18 3/8
48	3/4	1 1/4	7D	4 3/4	4 1/2	11 11/16	12 7/16	12 5/8	3	25 3/4



W20-1D
LEGEND AND BORDER: BLACK
BACKGROUND: ORANGE

DIMENSIONS IN INCHES										
A	B	C	D	E	F	G	H	J	K	L
36	5/8	7/8	5D	3 1/2	3 1/4	8 3/8	8 7/8	9	2 1/4	16 3/4
48	3/4	1 1/4	7D	4 3/4	4 1/2	11 11/16	12 7/16	12 5/8	3	22



W20-1E
LEGEND AND BORDER: BLACK
BACKGROUND: ORANGE

DIMENSIONS IN INCHES										
A	B	C	D	E	F	G	H	J	K	L
36	5/8	7/8	5D	3 1/2	3 1/4	8 3/8	8 7/8	9	2 1/4	11 3/8
48	3/4	1 1/4	7D	4 3/4	4 1/2	11 11/16	12 5/8	12 5/8	3	15 7/8

THE SEALED RECORD OF THIS STANDARD IS ON FILE IN THE ROADWAY DESIGN OFFICE.

INTERIM STANDARD IN ENGLISH UNITS APPLICABLE TO ROADWAY AND TRAFFIC DESIGN STANDARD BOOKLETS PUBLISHED IN EITHER ENGLISH OR METRIC UNITS.

Revised: 12-27-01

STATE OF FLORIDA DEPARTMENT OF TRANSPORTATION

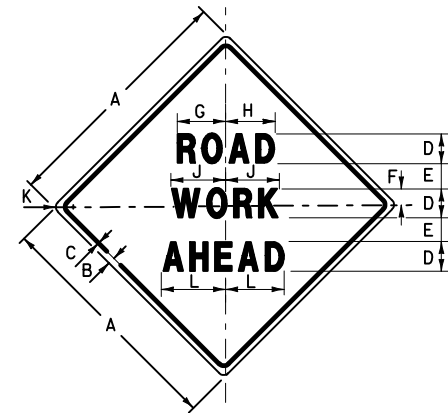
SPECIAL SIGN DETAILS

INTERIM STANDARD

APPROVED BY *Clark A. Scott*
State Traffic Plans Engineer

SHEETS NOS. 8-14 OF 14 REPLACE INDEX NO. 17355 (SHEETS 8-12 OF 12) OF THE METRIC ROADWAY AND TRAFFIC DESIGN STANDARDS, BOOKLET DATED JANUARY 2000.

REVISION NO.	SHEET NO.	INDEX NO.
	13 of 14	017355



W20-IF
 LEGEND AND BORDER: BLACK
 BACKGROUND: ORANGE

DIMENSIONS IN INCHES										
A	B	C	D	E	F	G	H	J	K	L
36	$\frac{5}{8}$	$\frac{7}{8}$	5D	$3\frac{1}{2}$	$3\frac{1}{4}$	$8\frac{3}{8}$	$8\frac{7}{8}$	9	$2\frac{1}{4}$	11
48	$\frac{3}{4}$	$1\frac{1}{4}$	7D	$4\frac{3}{4}$	$4\frac{1}{2}$	$11\frac{11}{16}$	$12\frac{7}{16}$	$12\frac{5}{8}$	3	$15\frac{1}{4}$

THE SEALED RECORD OF THIS STANDARD IS ON FILE IN THE ROADWAY DESIGN OFFICE.

INTERIM STANDARD IN ENGLISH UNITS APPLICABLE TO ROADWAY AND TRAFFIC DESIGN STANDARD BOOKLET'S PUBLISHED IN EITHER ENGLISH OR METRIC UNITS.

Revised: 12-27-01

STATE OF FLORIDA DEPARTMENT OF TRANSPORTATION		
SPECIAL SIGN DETAILS		
INTERIM STANDARD	APPROVED BY	<i>Clark A. Scott</i> State Traffic Plans Engineer
SHEETS NOS. 8-14 OF 14 REPLACE INDEX NO. 17355 (SHEETS 8-12 OF 12) OF THE METRIC ROADWAY AND TRAFFIC DESIGN STANDARDS, BOOKLET DATED JANUARY 2000.		
REVISION NO.	SHEET NO.	INDEX NO.
	14 of 14	017355