
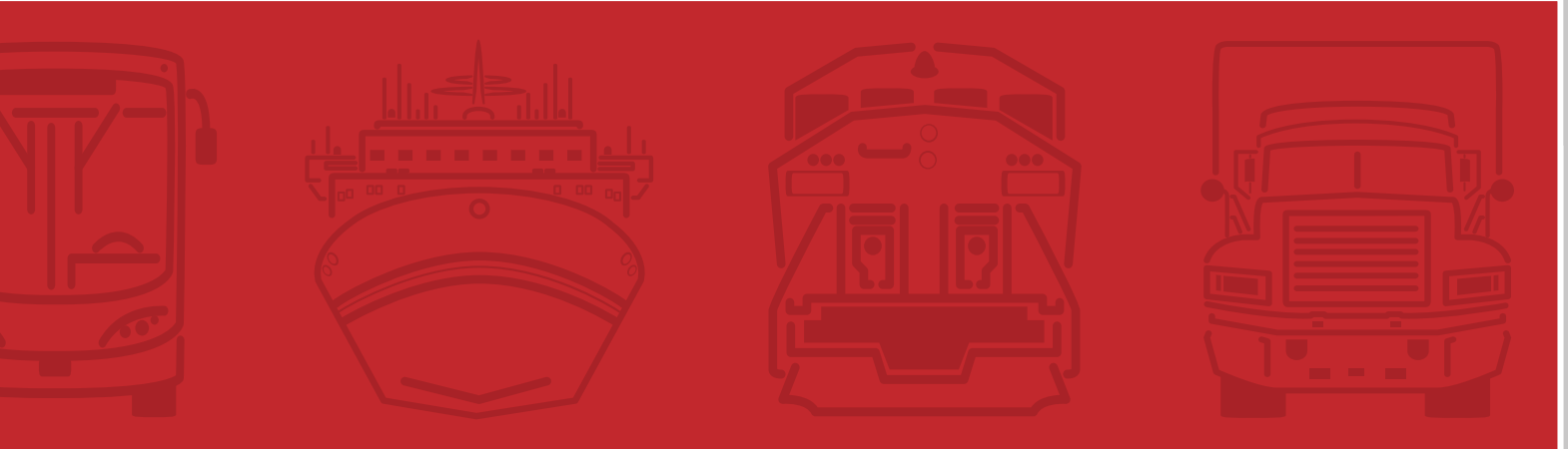


UNION COUNTY FREIGHT & LOGISTICS OVERVIEW

FLORIDA DEPARTMENT OF TRANSPORTATION



FDOT MISSION:

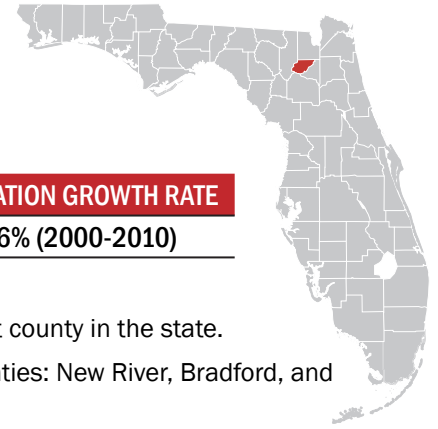
THE DEPARTMENT WILL PROVIDE A SAFE TRANSPORTATION SYSTEM THAT ENSURES THE MOBILITY OF PEOPLE AND GOODS, ENHANCES ECONOMIC PROSPERITY AND PRESERVES THE QUALITY OF OUR ENVIRONMENT AND COMMUNITIES.



January 2013

Union County

FREIGHT & LOGISTICS OVERVIEW



COUNTY SEAT	LARGEST CITY	AREA	POPULATION	POPULATION GROWTH RATE
Lake Butler, FL	Lake Butler, FL	250 square miles	15,535	15.6% (2000-2010)

Primary Economic Development Contact: <http://www.northfloridachamber.com>

- The 61st county in the state of Florida, Union County was formed in 1921 and is the smallest county in the state.
- The County seat, Lake Butler, is unique as it has been the county seat of three different counties: New River, Bradford, and Union counties.
- The source of the name Union is unclear, although it has been suggested that Union was derived from the fact that both parts of Bradford County were united in desiring a separation.



Top 5 Growing Industries

INDUSTRY	NET JOB CREATION
1. Transportation and Warehousing	99
2. Accommodation and Food Services	42
3. Administrative, Support, Waste Management, and Remediation Services	14
4. Health Care and Social Assistance	12
5. Information	1

Source: Florida Department of Economic Opportunity, Labor Market Statistics Center, LEHD State of Florida County Reports-Quarterly Workforce Indicators 2010-2011



Largest Industry Sectors by Employment

INDUSTRY SECTORS	% OF WORKFORCE
1. Trade, Transportation, and Utilities	13.6%
2. Manufacturing	4.3%
3. Public Administration	4.1%

Source: Enterprise Florida




Major Private Sector Employers

EMPLOYER	BUSINESS LINE	NUMBER OF EMPLOYEES
1. North Florida Reception Center		1,098
2. Pritchett Trucking		353
3. Suwannee Medical Personnel		200
4. Lake Butler Hospital/Ramadan Hand Institute	Healthcare	194
5. Ellington Construction	Wood Products	130

Source: Enterprise Florida

Key Transportation and Freight Facilities

STRATEGIC INTERMODAL SYSTEM (SIS) HIGHWAYS		SR 100
SIS RAILROADS		CSX
SIS AIRPORTS		Gainesville Regional Airport
SEAPORTS		Port of Jacksonville
NON SIS STATE HIGHWAYS		SR 16, SR 18, SR 121, SR 231, SR 238
GENERAL AVIATION AIRPORTS		Lake County Municipal



Top Imports

INBOUND FREIGHT	TRUCK TONNAGE
1. Lumber or Wood Products	106,438
2. Bulk Movement in Boxcars	22,741
3. Nonmetallic Minerals	19,293
4. Food or Kindred Products	16,133
5. Farm Products	6,065

Source: IHS Global Inc.'s Transearch, 2011

Top Exports

OUTBOUND FREIGHT	TRUCK TONNAGE
1. Lumber or Wood Products	78,197
2. Farm Products	31,426
3. Food or Kindred Products	5,423
4. Bulk Movement in Boxcars	624

Source: IHS Global Inc.'s Transearch, 2011



Top Trading Partners

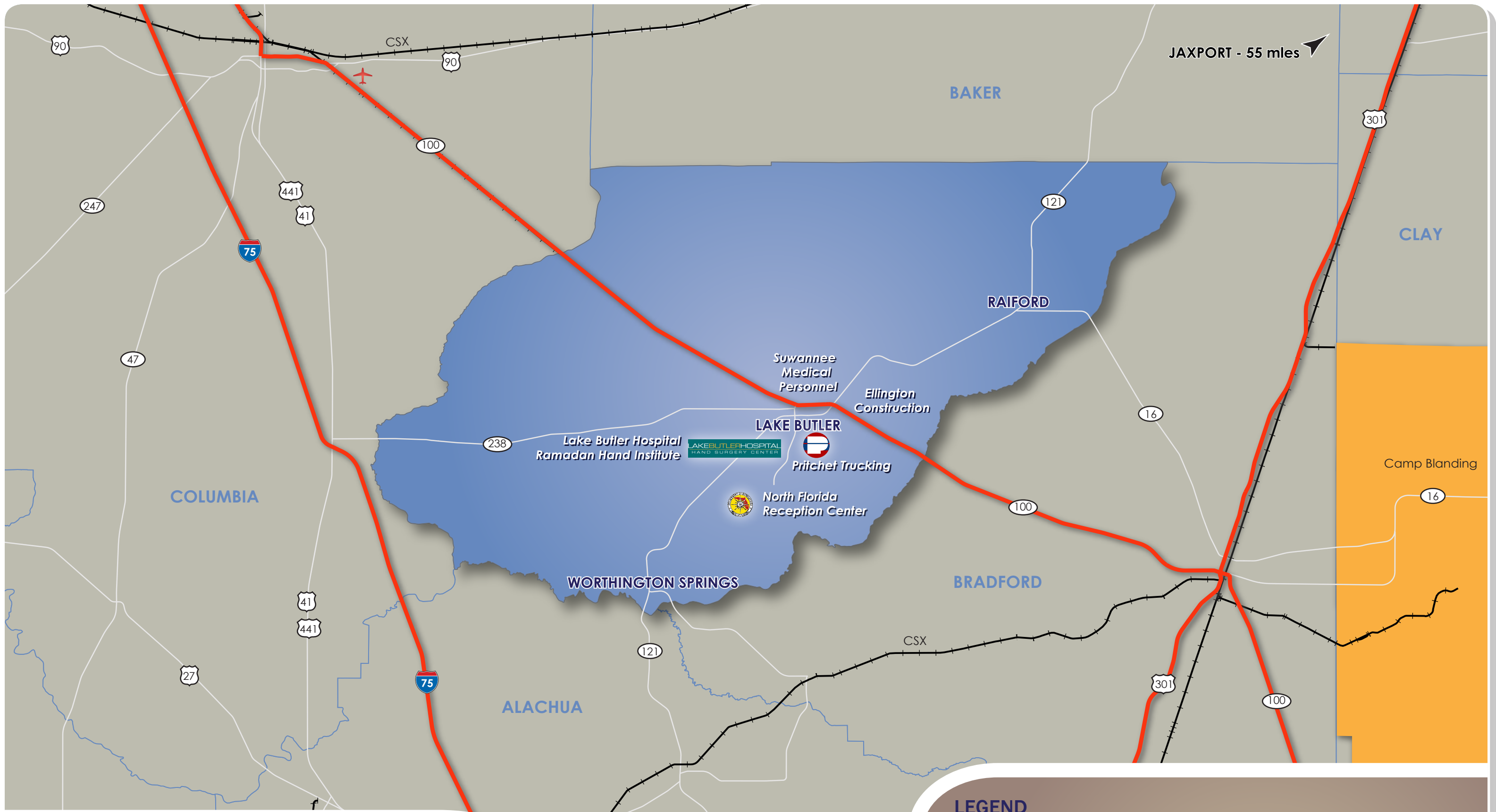
IMPORTS	TRUCK TONNAGE
Taylor County, FL	23,271
Nassau County, FL	18,631
Columbia County, FL	10,421
Suwannee County, FL	9,986
Sumter County, FL	8,080

Source: IHS Global Inc.'s Transearch, 2011

Top Trading Partners

EXPORTS	TRUCK TONNAGE
Duval County, FL	13,761
Mitchell County, GA	7,373
Putnam County, FL	6,986
Orange County, FL	5,164
Nassau County, FL	5,047

Source: IHS Global Inc.'s Transearch, 2011



Union County

FREIGHT INFRASTRUCTURE

LEGEND

- Strategic Intermodal System (SIS) Highways
- Rail Lines
- Other State Highways
- Nearby Key Transportation Facilities (Mileage from County Seat)
- Military Installations
- Airports - General Aviation

Florida

FREIGHT & LOGISTICS OVERVIEW

POPULATION	U.S. POPULATION RANK	AREA	U.S. AREA RANK	POPULATION GROWTH RATE
18.8 million	4th	53,625 sq. mi.	22nd	17.6% (2000-2010)

Chamber of Commerce website: <http://www.flchamber.org>

Top Employment Sectors

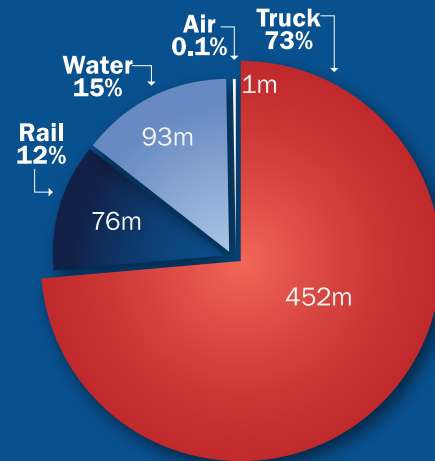
(Nonagricultural Business Groups by Industry)

1. Trade, Transportation, and Utilities
2. Education and Health Services
3. Government Services
4. Professional and Business Services
5. Healthcare and Social Assistance
6. Leisure and Hospitality

Source: Department of Economic Opportunity-Current Employment Statistics (2012)

DOMESTIC AND INTERNATIONAL MODAL MIX

(millions of tons)



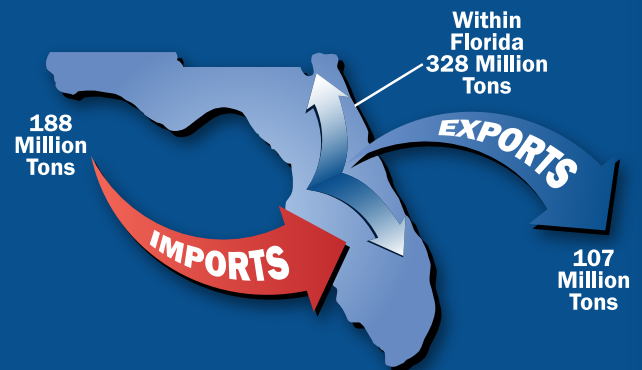
Source: Trade & Logistics Study, Florida Chamber 2009

Top Business Sector Initiatives for Retention and Promotion

1. Clean Energy
2. Information Technology
3. Life Sciences
4. Aviation/ Aerospace
5. Homeland Security/ Defense
6. Financial/ Professional Services

Source: Florida Chamber of Commerce

TOTAL FREIGHT FLOWS



Source: Trade & Logistics Study, Florida Chamber 2009

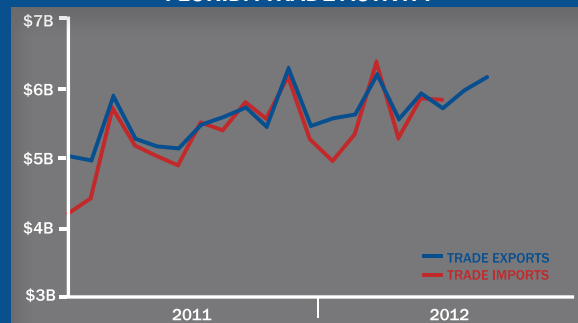
Top International Trade Partners

The state of Florida is a major international hub accounting for approximately \$149 billion in international trade activity in 2011.

EXPORTS		IMPORTS	
1. Switzerland		1. China	
2. Brazil		2. Mexico	
3. Venezuela		3. Japan	
4. Canada		4. Canada	
5. Colombia		5. Colombia	

Source: Trade & Logistics Study, Florida Chamber 2009

FLORIDA TRADE ACTIVITY



Florida infrastructure moves 762 million tons of freight traffic annually.

The state highway system sees 195,755 million annual vehicle miles of travel.

Truck travel accounted for approximately 11% of vehicle miles traveled on the SIS in 2010.

Florida has over 2,700 miles of rail lines, which move over 98 million tons of freight annually.

Florida has 784 aviation facilities, 129 public use, and 19 have commercial service.

The state boasts 2 spaceports and 5 active launch facilities.

Florida's 15 deepwater seaports moved 106.4 million tons of cargo and handled 2.8 million TEU's (20 foot equivalent container unit) in 2010.

Seven of the 15 seaports in Florida carried 12.7 million passengers, 12.1 million of which sailed on multi-day cruises in 2010.

100% of SIS waterborne freight in Florida is on a coastal or international shipping route.

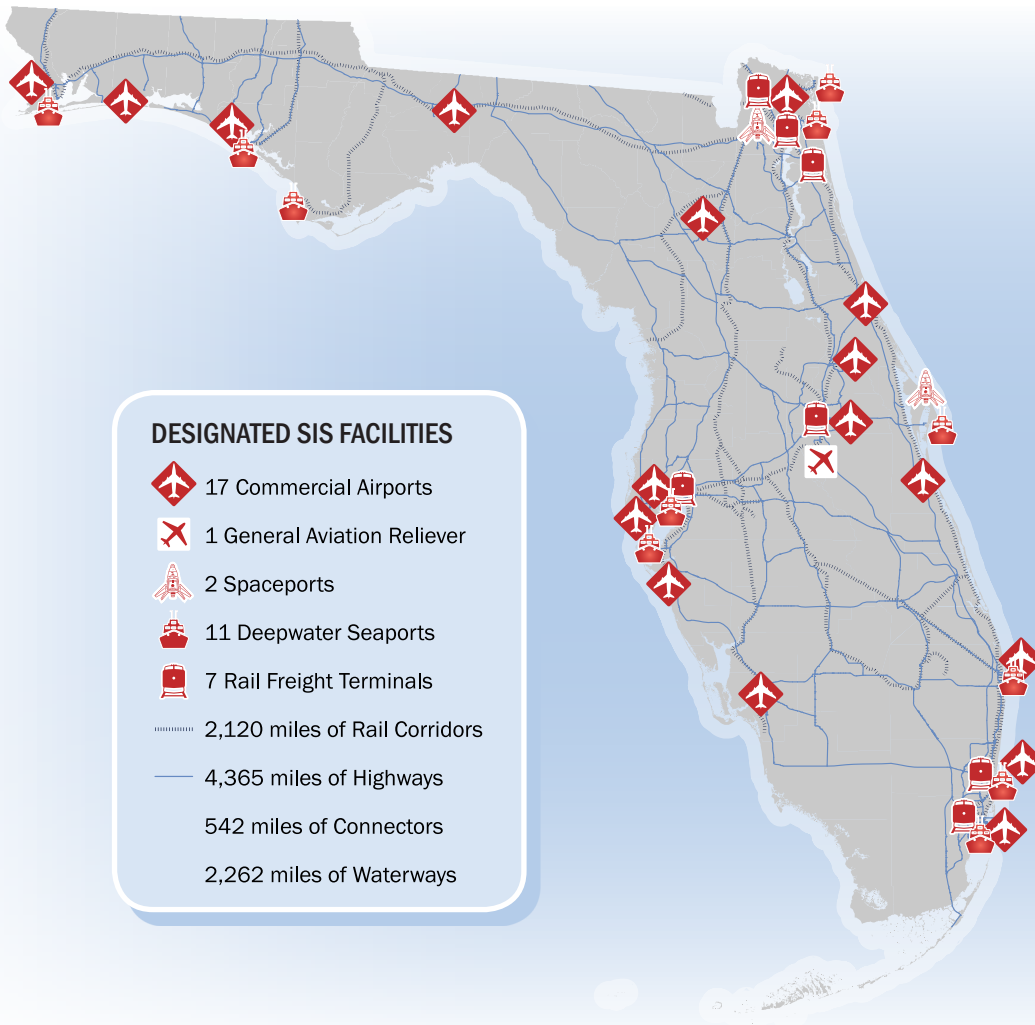
16 Fortune 500 companies have their headquarters in Florida.

Florida's Strategic Intermodal System (SIS)

- **Strategic** – Consists of statewide and regionally significant facilities and services
- **Intermodal** – Contains all forms of transportation for moving both people and goods, including linkages for smooth and efficient transfers between modes and major facilities
- **System** – Integrates individual facilities, services, forms of transportation (modes) and linkages into a single, integrated transportation network

The SIS was established to:

- Efficiently serve the mobility needs of Florida's citizens, businesses and visitors
- Help Florida become a worldwide economic leader, enhance economic prosperity and competitiveness, enrich quality of life and reflect responsible environmental stewardship





136 S. Bronough Street
Tallahassee, Florida 32301



800 N. Magnolia Avenue, Suite 1100
Orlando, Florida 32803
(407) 956-5600



1580 Waldo Palmer Lane, Suite 1
Tallahassee, Florida 32308
(850) 921-1119



A message from Governor
Scott on the future of
Florida's Freight and Trade


FDOT CONTACTS

Ananth Prasad, P.E.
Secretary of Transportation
Phone (850) 414-5205
Ananth.Prasad@dot.state.fl.us

Juan Flores
Administrator, Freight Logistics &
Passenger Operations
Phone (850) 414-5245
Juan.Flores@dot.state.fl.us

Richard Biter
Assistant Secretary for Intermodal
Systems Development
Phone (850) 414-5235
Richard.Biter@dot.state.fl.us

Greg Evans
District 2, Secretary
Phone (386) 961-7800
Greg.Evans@dot.state.fl.us



Federal Legislative Contacts

United States Senate
Bill Nelson
Phone (202) 224-5274

United States Senate
Marco Rubio
Phone (202) 224-3071

US House of Representatives
District 3, Ted Yoho
Phone (202) 225-5744

State Legislative Contacts:

Florida Senate
District 5, Charles S. "Charlie" Dean
Phone (850) 487-5005

Florida House of Representatives
District 19, Charles E. VanZant
Phone (850) 717-5019



In recognition of the significant role that freight mobility plays as an economic driver for the state, an Office of Freight, Logistics and Passenger Operations has been created at FDOT. This office has been tasked with meeting the requirements of legislation in Florida House Bill 599, as well as meeting national freight guidance offered in H.R. 4348, the Moving Ahead for Progress in the 21st Century Act (MAP-21).

HB599 requires FDOT to lead the development of a plan to "enhance the integration and connectivity of the transportation system across and between transportation modes throughout the state." For this reason, Florida is already on schedule to meet MAP-21 guidelines and has become a leader in freight issues through its ongoing work in developing a Freight Mobility and Trade Plan. For more information, please see www.freightmovesflorida.com.