



TAYLOR COUNTY FREIGHT & LOGISTICS OVERVIEW

FLORIDA DEPARTMENT OF TRANSPORTATION



FDOT MISSION:

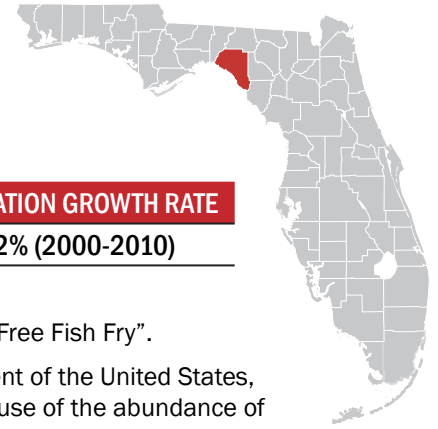
THE DEPARTMENT WILL PROVIDE A SAFE TRANSPORTATION SYSTEM THAT ENSURES THE MOBILITY OF PEOPLE AND GOODS, ENHANCES ECONOMIC PROSPERITY AND PRESERVES THE QUALITY OF OUR ENVIRONMENT AND COMMUNITIES.



January 2013

Taylor County

FREIGHT & LOGISTICS OVERVIEW



COUNTY SEAT	LARGEST CITY	AREA	POPULATION	POPULATION GROWTH RATE
Perry, FL	Perry, FL	1232 square miles	22,570	17.2% (2000-2010)

Primary Economic Development Contact: <http://www.tcda-fl.org>

- In addition to being the “Tree Capital of the South”, Perry is also home to the “World’s Largest Free Fish Fry”.
- Taylor County was created in 1856 out of Madison County and named after the twelfth President of the United States, Zachary Taylor. The county seat was first named Rosehead by the early Native Americans because of the abundance of beautiful wild rose bushes which grew in the area. In 1875 the name was changed to Perrytown and eventually Perry after Governor Stark Perry.
- Spanning over 1200 square miles, the county is nestled in the Big Bend area of the state and offers ample hunting and fishing opportunities.



Top 5 Growing Industries

INDUSTRY	NET JOB CREATION
1. Construction	166
2. Professional, Scientific, and Technical Services	23
3. Wholesale Trade	12
4. Arts, Entertainment, and Recreation	11
5. Agriculture, Forestry, Fishing and Hunting	9

Source: Florida Department of Economic Opportunity, Labor Market Statistics Center, LEHD State of Florida County Reports-Quarterly Workforce Indicators 2010-2011



Largest Industry Sectors by Employment

INDUSTRY SECTORS	% OF WORKFORCE
1. Manufacturing	21.9%
2. Public Administration	16.0%
3. Trade, Transportation, and Utilities	15.8%

Source: Enterprise Florida









Major Private Sector Employers

EMPLOYER	BUSINESS LINE	NUMBER OF EMPLOYEES
1. Buckeye Technologies, Inc.	Pulp Mill	643
2. Doctor’s Memorial Healthcare	Healthcare	250
3. Martin Electronics, Inc.	Pyrotechnics	243
4. United Welding Services, Inc.	Aluminium Trucking Accessories	140
5. Gilman Building Products	Wood Products	127

Source: Enterprise Florida

Key Transportation and Freight Facilities

STRATEGIC INTERMODAL SYSTEM (SIS) HIGHWAYS		US 19
SIS RAILROADS		
SIS AIRPORTS		Tallahassee Regional Airport
SEAPORTS		Port of Jacksonville
NON SIS STATE HIGHWAYS		US 98, US 27, US 221, SR 51
GENERAL AVIATION AIRPORTS		Perry-Foley Airport



Top Imports

INBOUND FREIGHT	TRUCK TONNAGE
1. Lumber or Wood Products	448,022
2. Bulk Movement in Boxcars	68,488
3. Food or Kindred Products	28,256
4. Clay, Concrete, Glass or Stone	15,716
5. Farm Products	13,309

Source: IHS Global Inc.'s Transearch, 2011

Top Exports

OUTBOUND FREIGHT	TRUCK TONNAGE
1. Lumber or Wood Products	698,686
2. Pulp, Paper or Allied Products	524,360
3. Nonmetallic Minerals	297,638
4. Food or Kindred Products	44,910
5. Fabricated Metal Products	11,751

Source: IHS Global Inc.'s Transearch, 2011



Top Trading Partners

IMPORTS	TRUCK TONNAGE
Liberty County, FL	54,168
Calhoun County, FL	29,410
Levy County, FL	28,837
Grady County, GA	28,427
Duval County, FL	24,517

Source: IHS Global Inc.'s Transearch, 2011

Top Trading Partners

EXPORTS	TRUCK TONNAGE
Chatham County, GA	404,368
Suwannee County, FL	140,373
Lowndes County, GA	100,675
Madison County, FL	57,372
Dixie County, FL	57,124

Source: IHS Global Inc.'s Transearch, 2011



LEGEND

- Strategic Intermodal System (SIS) Highways
- Rail Lines
- Other State Highways
- Buckeye** Largest Employers by Number of Employees
- ✈ Airports - General Aviation
- ▶ Nearby Key Transportation Facilities (Mileage from County Seat)

Taylor County
FREIGHT INFRASTRUCTURE

Florida

FREIGHT & LOGISTICS OVERVIEW

POPULATION	U.S. POPULATION RANK	AREA	U.S. AREA RANK	POPULATION GROWTH RATE
18.8 million	4th	53,625 sq. mi.	22nd	17.6% (2000-2010)

Chamber of Commerce website: <http://www.flchamber.org>

Top Employment Sectors

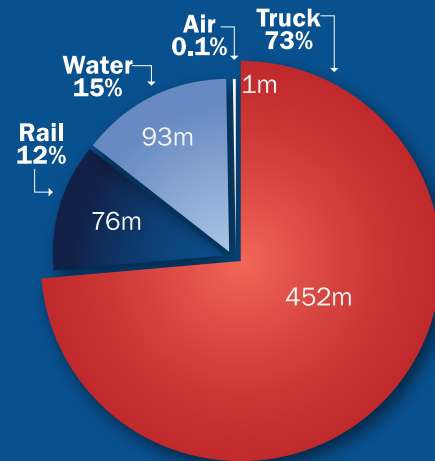
(Nonagricultural Business Groups by Industry)

1. Trade, Transportation, and Utilities
2. Education and Health Services
3. Government Services
4. Professional and Business Services
5. Healthcare and Social Assistance
6. Leisure and Hospitality

Source: Department of Economic Opportunity-Current Employment Statistics (2012)

DOMESTIC AND INTERNATIONAL MODAL MIX

(millions of tons)



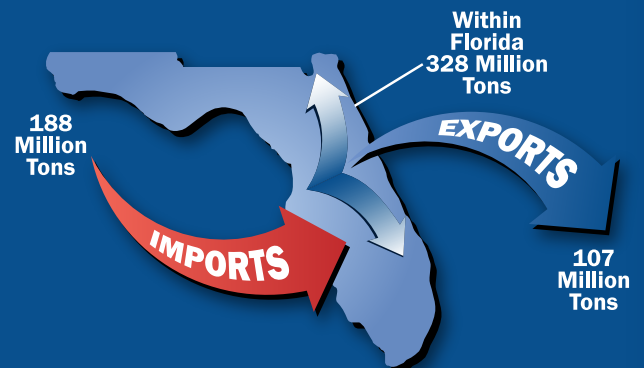
Source: Trade & Logistics Study, Florida Chamber 2009

Top Business Sector Initiatives for Retention and Promotion

1. Clean Energy
2. Information Technology
3. Life Sciences
4. Aviation/ Aerospace
5. Homeland Security/ Defense
6. Financial/ Professional Services

Source: Florida Chamber of Commerce

TOTAL FREIGHT FLOWS



Source: Trade & Logistics Study, Florida Chamber 2009

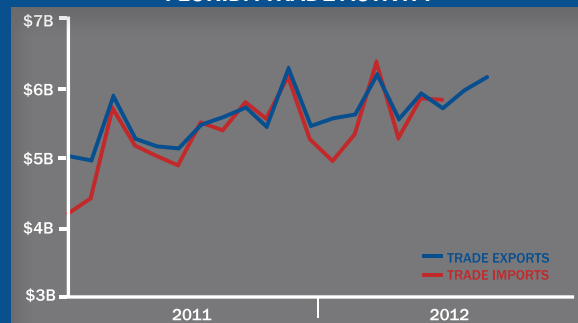
Top International Trade Partners

The state of Florida is a major international hub accounting for approximately \$149 billion in international trade activity in 2011.

EXPORTS		IMPORTS	
1. Switzerland		1. China	
2. Brazil		2. Mexico	
3. Venezuela		3. Japan	
4. Canada		4. Canada	
5. Colombia		5. Colombia	

Source: Trade & Logistics Study, Florida Chamber 2009

FLORIDA TRADE ACTIVITY



Florida infrastructure moves 762 million tons of freight traffic annually.

The state highway system sees 195,755 million annual vehicle miles of travel.

Truck travel accounted for approximately 11% of vehicle miles traveled on the SIS in 2010.

Florida has over 2,700 miles of rail lines, which move over 98 million tons of freight annually.

Florida has 784 aviation facilities, 129 public use, and 19 have commercial service.

The state boasts 2 spaceports and 5 active launch facilities.

Florida's 15 deepwater seaports moved 106.4 million tons of cargo and handled 2.8 million TEU's (20 foot equivalent container unit) in 2010.

Seven of the 15 seaports in Florida carried 12.7 million passengers, 12.1 million of which sailed on multi-day cruises in 2010.

100% of SIS waterborne freight in Florida is on a coastal or international shipping route.

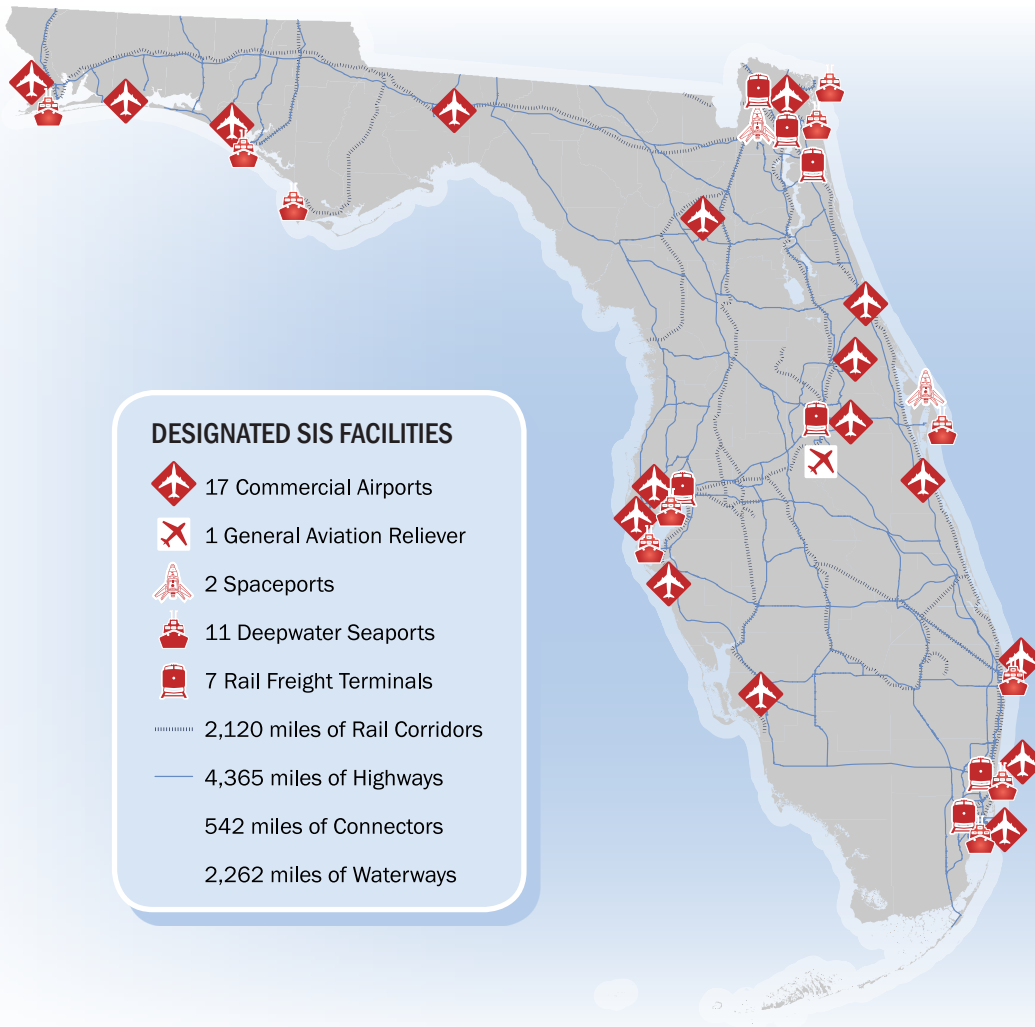
16 Fortune 500 companies have their headquarters in Florida.

Florida's Strategic Intermodal System (SIS)

- **Strategic** – Consists of statewide and regionally significant facilities and services
- **Intermodal** – Contains all forms of transportation for moving both people and goods, including linkages for smooth and efficient transfers between modes and major facilities
- **System** – Integrates individual facilities, services, forms of transportation (modes) and linkages into a single, integrated transportation network

The SIS was established to:

- Efficiently serve the mobility needs of Florida's citizens, businesses and visitors
- Help Florida become a worldwide economic leader, enhance economic prosperity and competitiveness, enrich quality of life and reflect responsible environmental stewardship





136 S. Bronough Street
Tallahassee, Florida 32301



800 N. Magnolia Avenue, Suite 1100
Orlando, Florida 32803
(407) 956-5600



1580 Waldo Palmer Lane, Suite 1
Tallahassee, Florida 32308
(850) 921-1119



A message from Governor
Scott on the future of
Florida's Freight and Trade


FDOT CONTACTS

Ananth Prasad, P.E.
Secretary of Transportation
Phone (850) 414-5205
Ananth.Prasad@dot.state.fl.us

Juan Flores
Administrator, Freight Logistics &
Passenger Operations
Phone (850) 414-5245
Juan.Flores@dot.state.fl.us

Richard Biter
Assistant Secretary for Intermodal
Systems Development
Phone (850) 414-5235
Richard.Biter@dot.state.fl.us

Greg Evans
District 2, Secretary
Phone (386) 961-7800
Greg.Evans@dot.state.fl.us



Federal Legislative Contacts

United States Senate
Bill Nelson
Phone (202) 224-5274

United States Senate
Marco Rubio
Phone (202) 224-3071

US House of Representatives
District 2, Steve Southerland
Phone (202) 225-5235

State Legislative Contacts:

Florida Senate
District 3, Bill Montford
Phone (850) 487-5003

Florida House of Representatives
District 7, Halsey Beshears
Phone (850) 717-5007



In recognition of the significant role that freight mobility plays as an economic driver for the state, an Office of Freight, Logistics and Passenger Operations has been created at FDOT. This office has been tasked with meeting the requirements of legislation in Florida House Bill 599, as well as meeting national freight guidance offered in H.R. 4348, the Moving Ahead for Progress in the 21st Century Act (MAP-21).

HB599 requires FDOT to lead the development of a plan to "enhance the integration and connectivity of the transportation system across and between transportation modes throughout the state." For this reason, Florida is already on schedule to meet MAP-21 guidelines and has become a leader in freight issues through its ongoing work in developing a Freight Mobility and Trade Plan. For more information, please see www.freightmovesflorida.com.