

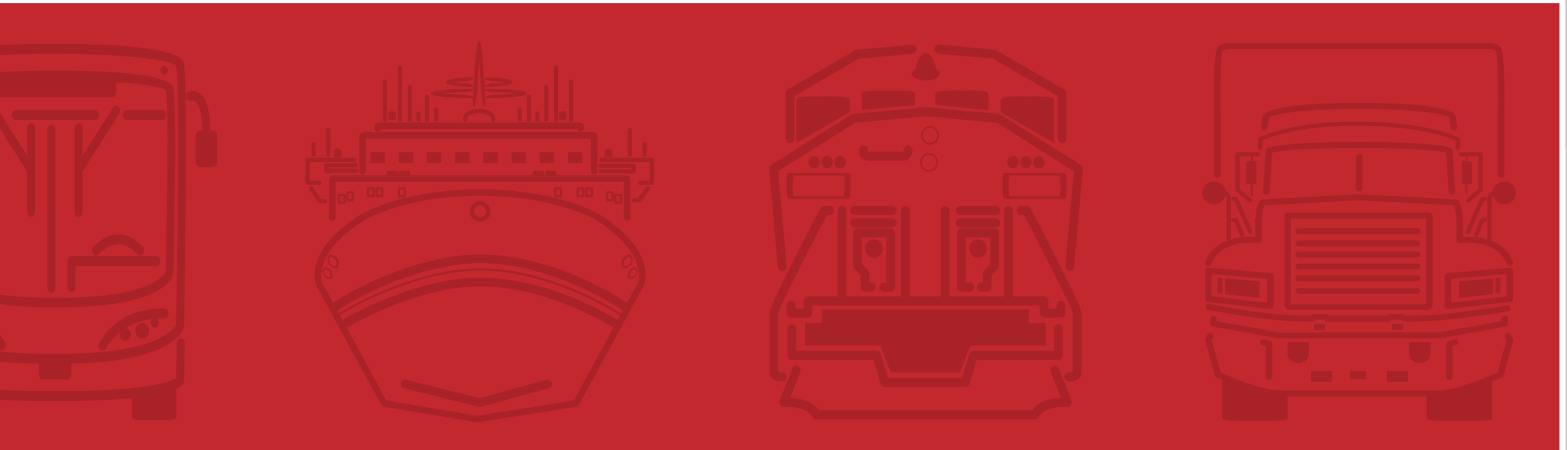


# SARASOTA COUNTY FREIGHT & LOGISTICS OVERVIEW

FLORIDA DEPARTMENT OF TRANSPORTATION



**FDOT MISSION:**

THE DEPARTMENT WILL PROVIDE A SAFE TRANSPORTATION SYSTEM THAT ENSURES THE MOBILITY OF PEOPLE AND GOODS, ENHANCES ECONOMIC PROSPERITY AND PRESERVES THE QUALITY OF OUR ENVIRONMENT AND COMMUNITIES.



January 2013

# Sarasota County

## FREIGHT & LOGISTICS OVERVIEW



COUNTY SEAT	LARGEST CITY	AREA	POPULATION	POPULATION GROWTH RATE
Sarasota, FL	North Port, FL	725 square miles	379,448	16.4% (2000-2010)

Primary Economic Development Contact: <http://www.edcsarasotacounty.com>

- Sarasota County is credited with a number of honors ranking 11th in Forbes Magazine as one of the “Best Cities for Jobs” and 7th in Money Magazine’s rankings of “Top Places to Retire Young”.
- Siesta Key has been voted as America’s “Best Beach”.
- Sarasota is home to a thriving art community, and along with its neighbors Manatee and Charlotte counties is one of the largest affluent markets in Florida.



### Top 5 Growing Industries

INDUSTRY	NET JOB CREATION
1. Accommodation & Food Services	1,043
2. Manufacturing	978
3. Administrative Support, Water Management, and Remediation Services	951
4. Health Care and Social Assistance	753
5. Other Services (except Public Administration)	530

Source: Florida Department of Economic Opportunity, Labor Market Statistics Center, LEHD State of Florida County Reports-Quarterly Workforce Indicators 2010-2011



### Largest Industry Sectors by Employment

INDUSTRY SECTORS	% OF WORKFORCE
1. Trade, Transportation, and Utilities	21.2%
2. Education and Health Services	18.8%
3. Manufacturing	14.6%

Source: Enterprise Florida










### Major Private Sector Employers

EMPLOYER	BUSINESS LINE	NUMBER OF EMPLOYEES
1. Publix	Grocery Store Chain	1,519
2. Venice Regional Medical Center	Hospital	871
3. PGT Industries	Window & Door Manufacturer	724
4. FCCI Insurance	Insurance	680
5. Sun Hydraulics Corporation	Manufacturer-Hydraulic Cartridge Valves	590

Source: Enterprise Florida

## Key Transportation and Freight Facilities

STRATEGIC INTERMODAL SYSTEM (SIS) HIGHWAYS		I-75, University Parkway
RAILROADS		Seminole Gulf Railway
SIS AIRPORTS		Sarasota-Bradenton International Airport
SEAPORTS		Port Manatee
NON SIS STATE HIGHWAYS		US 41, SR 72
GENERAL AVIATION AIRPORTS		Venice Municipal Airport, Buchanan Airport



## Top Imports


INBOUND FREIGHT	TRUCK TONNAGE
1. Bulk Movement in Boxcars	1,234,581
2. Petroleum or Coal Products	968,494
3. Nonmetallic Minerals	856,948
4. Clay, Concrete, Glass or Stone	669,193
5. Food or Kindred Products	527,566

Source: IHS Global Inc.'s Transearch, 2011

## Top Exports

OUTBOUND FREIGHT	TRUCK TONNAGE
1. Bulk Movement in Boxcars	857,789
2. Nonmetallic Minerals	483,862
3. Waste or Scrap Materials	273,948
4. Clay, Concrete, Glass or Stone	185,632
5. Fabricated Metal Products	115,956

Source: IHS Global Inc.'s Transearch, 2011



## Top Trading Partners

IMPORTS	TRUCK TONNAGE
Broward County, FL	851,959
Charlotte County, FL	655,795
Miami-Dade County, FL	602,724
Hillsborough County, FL	418,088
Polk County, FL	293,190

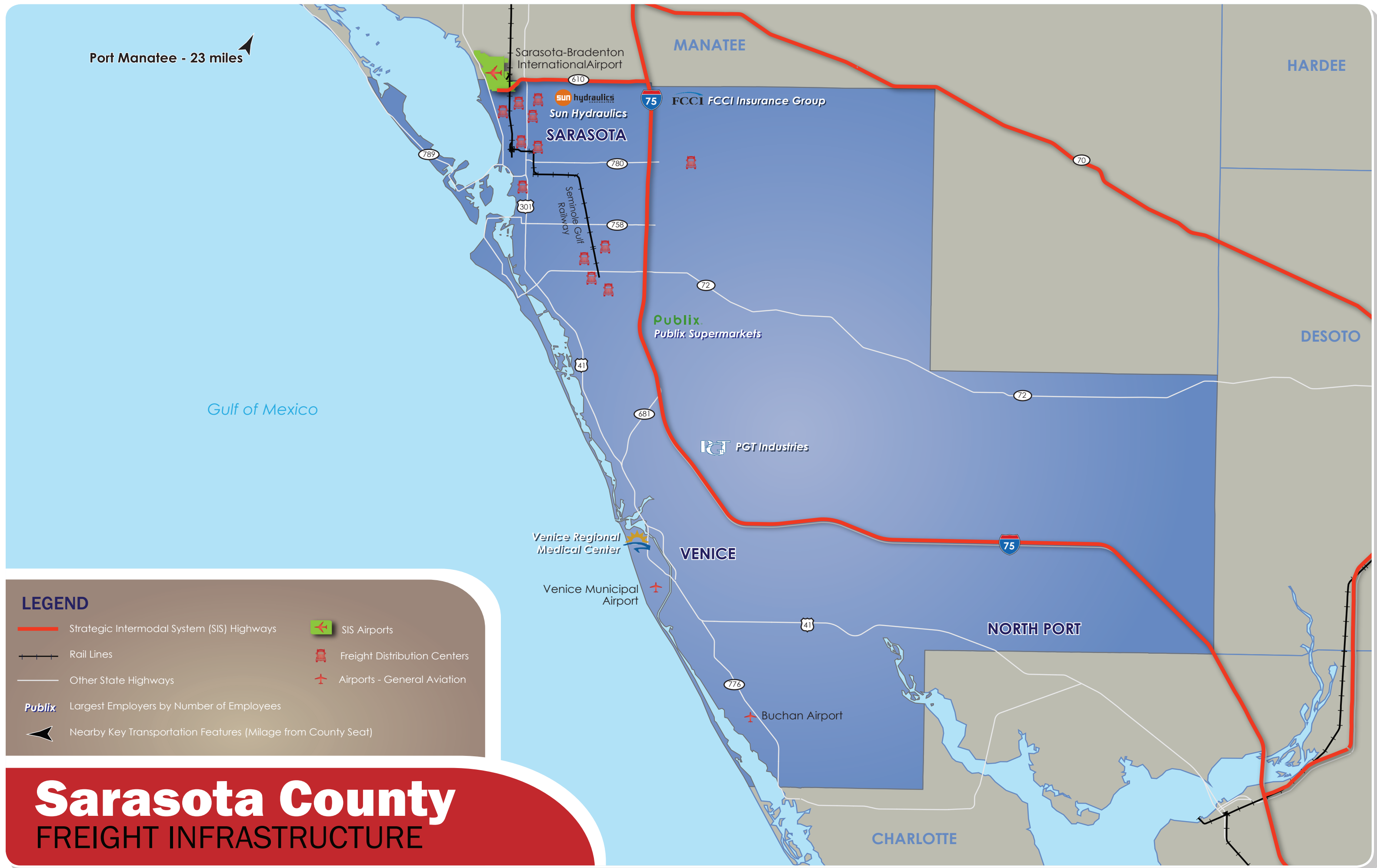
Source: IHS Global Inc.'s Transearch, 2011

## Top Trading Partners









EXPORTS	TRUCK TONNAGE
Hillsborough County, FL	367,168
Polk County, FL	244,283
Miami-Dade County, FL	239,164
Broward County, FL	144,698
Lee County, FL	121,429

Source: IHS Global Inc.'s Transearch, 2011

Port Manatee - 23 miles



### LEGEND

-  Strategic Intermodal System (SIS) Highways
-  Rail Lines
-  Other State Highways
-  Largest Employers by Number of Employees
-  Nearby Key Transportation Features (Milage from County Seat)
-  SIS Airports
-  Freight Distribution Centers
-  Airports - General Aviation

# Sarasota County

## FREIGHT INFRASTRUCTURE

# Florida

## FREIGHT & LOGISTICS OVERVIEW

POPULATION	U.S. POPULATION RANK	AREA	U.S. AREA RANK	POPULATION GROWTH RATE
18.8 million	4th	53,625 sq. mi.	22nd	17.6% (2000-2010)

Chamber of Commerce website: <http://www.flchamber.org>

### Top Employment Sectors

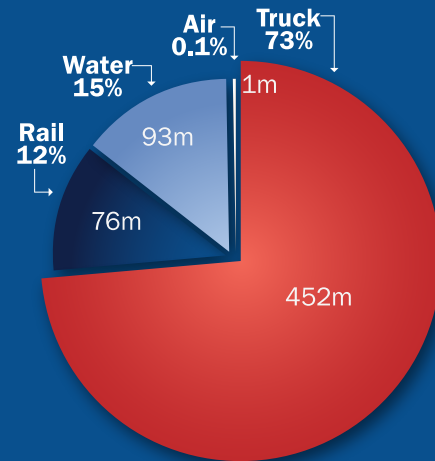
(Nonagricultural Business Groups by Industry)

1. Trade, Transportation, and Utilities
2. Education and Health Services
3. Government Services
4. Professional and Business Services
5. Healthcare and Social Assistance
6. Leisure and Hospitality

Source: Department of Economic Opportunity-Current Employment Statistics (2012)

### DOMESTIC AND INTERNATIONAL MODAL MIX

(millions of tons)



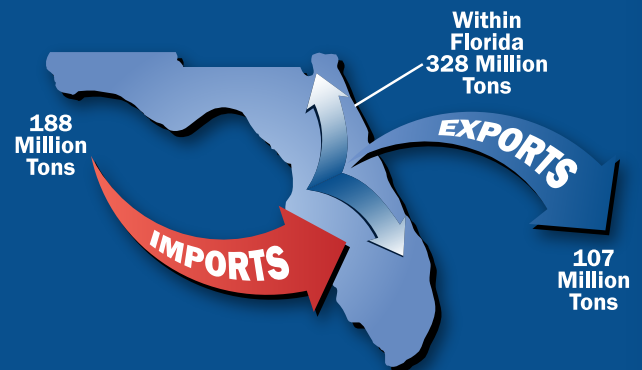
Source: Trade & Logistics Study, Florida Chamber 2009

### Top Business Sector Initiatives for Retention and Promotion

1. Clean Energy
2. Information Technology
3. Life Sciences
4. Aviation/ Aerospace
5. Homeland Security/ Defense
6. Financial/ Professional Services

Source: Florida Chamber of Commerce

### TOTAL FREIGHT FLOWS



Source: Trade & Logistics Study, Florida Chamber 2009

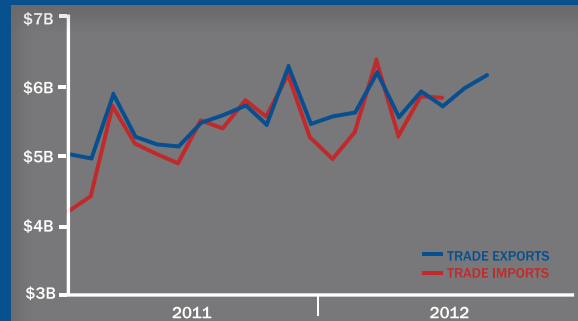
### Top International Trade Partners

The state of Florida is a major international hub accounting for approximately \$149 billion in international trade activity in 2011.

EXPORTS		IMPORTS	
1. Switzerland		1. China	
2. Brazil		2. Mexico	
3. Venezuela		3. Japan	
4. Canada		4. Canada	
5. Colombia		5. Colombia	

Source: Trade & Logistics Study, Florida Chamber 2009

### FLORIDA TRADE ACTIVITY



Florida infrastructure moves 762 million tons of freight traffic annually.

The state highway system sees 195,755 million annual vehicle miles of travel.

Truck travel accounted for approximately 11% of vehicle miles traveled on the SIS in 2010.

Florida has over 2,700 miles of rail lines, which move over 98 million tons of freight annually.

Florida has 784 aviation facilities, 129 public use, and 19 have commercial service.

The state boasts 2 spaceports and 5 active launch facilities.

Florida's 15 deepwater seaports moved 106.4 million tons of cargo and handled 2.8 million TEU's (20 foot equivalent container unit) in 2010.

Seven of the 15 seaports in Florida carried 12.7 million passengers, 12.1 million of which sailed on multi-day cruises in 2010.

100% of SIS waterborne freight in Florida is on a coastal or international shipping route.

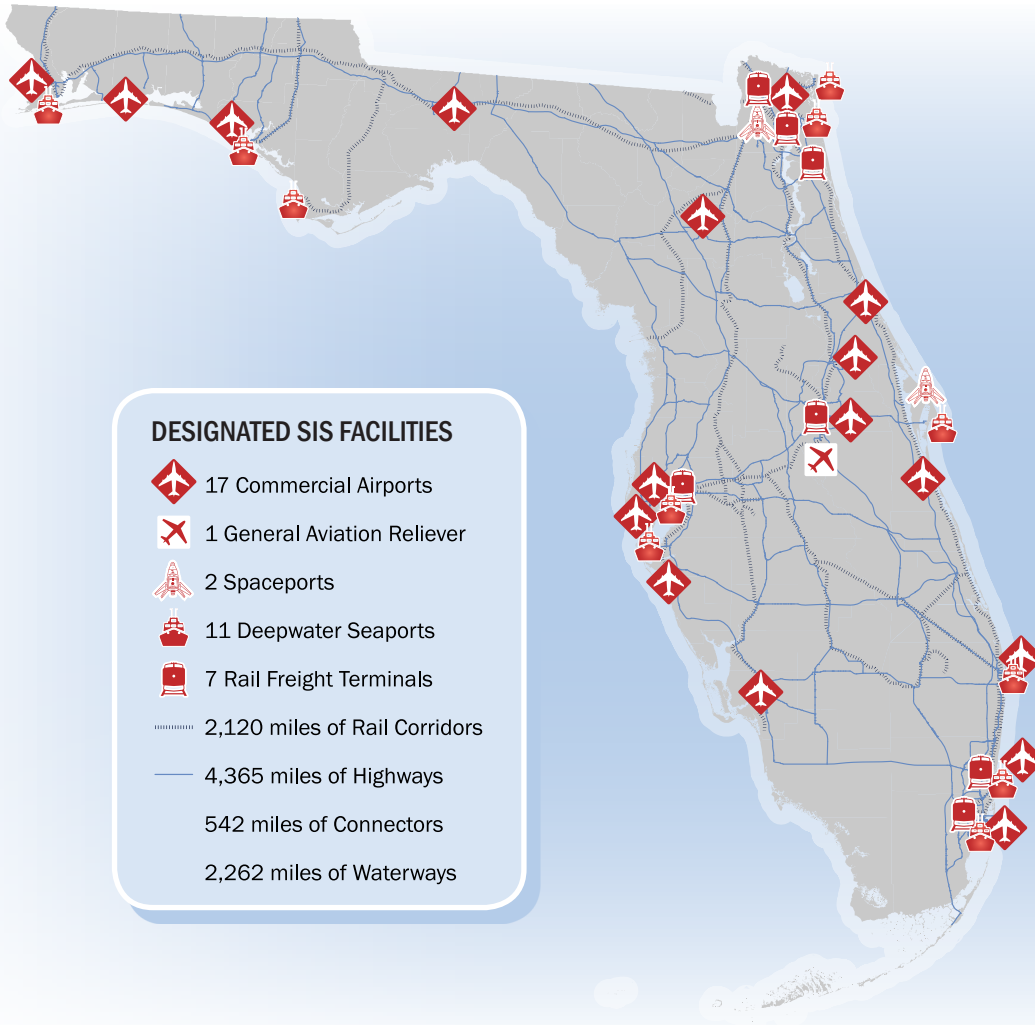
16 Fortune 500 companies have their headquarters in Florida.

## Florida's Strategic Intermodal System (SIS)

- **Strategic** – Consists of statewide and regionally significant facilities and services
- **Intermodal** – Contains all forms of transportation for moving both people and goods, including linkages for smooth and efficient transfers between modes and major facilities
- **System** – Integrates individual facilities, services, forms of transportation (modes) and linkages into a single, integrated transportation network

### The SIS was established to:

- Efficiently serve the mobility needs of Florida's citizens, businesses and visitors
- Help Florida become a worldwide economic leader, enhance economic prosperity and competitiveness, enrich quality of life and reflect responsible environmental stewardship





136 S. Bronough Street  
Tallahassee, Florida 32301



800 N. Magnolia Avenue, Suite 1100  
Orlando, Florida 32803  
(407) 956-5600



1580 Waldo Palmer Lane, Suite 1  
Tallahassee, Florida 32308  
(850) 921-1119



A message from Governor  
Scott on the future of  
Florida's Freight and Trade


### FDOT CONTACTS

**Ananth Prasad, P.E.**  
Secretary of Transportation  
Phone (850) 414-5205  
Ananth.Prasad@dot.state.fl.us

**Juan Flores**  
Administrator, Freight Logistics &  
Passenger Operations  
Phone (850) 414-5245  
Juan.Flores@dot.state.fl.us

**Richard Biter**  
Assistant Secretary for Intermodal  
Systems Development  
Phone (850) 414-5235  
Richard.Biter@dot.state.fl.us

**Billy Hattaway**  
District 1, Secretary  
Phone (863) 519-2300  
Billy.Hattaway@dot.state.fl.us



### FEDERAL LEGISLATIVE CONTACTS

**United States Senate**  
Bill Nelson  
Phone (202) 224-5274

**United States Senate**  
Marco Rubio  
Phone (202)224-3071

**US House of Representatives**  
District 13, Vern Buchanan  
Phone (202) 225-5015

### STATE LEGISLATIVE CONTACTS:

**Florida Senate**  
District 28, Nancy Detert  
Phone (850) 487-5028

**Florida House of Representatives**  
District 70, Daryl Rouson  
Phone (850) 717-5070

**Florida House of Representatives**  
District 71, Jim Boyd  
Phone (850) 717-5071

**Florida House of Representatives**  
District 72, Ray Pilon  
Phone (850) 717-5072

**Florida House of Representatives**  
District 73, Greg Steube  
Phone (850) 717-5073

**Florida House of Representatives**  
District 74, Doug Holder  
Phone (850) 717-5074



SARASOTA COUNTY  
COURTHOUSE



In recognition of the significant role that freight mobility plays as an economic driver for the state, an Office of Freight, Logistics and Passenger Operations has been created at FDOT. This office has been tasked with meeting the requirements of legislation in Florida House Bill 599, as well as meeting national freight guidance offered in H.R. 4348, the Moving Ahead for Progress in the 21st Century Act (MAP-21).

HB599 requires FDOT to lead the development of a plan to "enhance the integration and connectivity of the transportation system across and between transportation modes throughout the state." For this reason, Florida is already on schedule to meet MAP-21 guidelines and has become a leader in freight issues through its ongoing work in developing a Freight Mobility and Trade Plan. For more information, please see [www.freightmovesflorida.com](http://www.freightmovesflorida.com).