



OKEECHOBEE COUNTY FREIGHT & LOGISTICS OVERVIEW

FLORIDA DEPARTMENT OF TRANSPORTATION



FDOT MISSION:

THE DEPARTMENT WILL PROVIDE A SAFE TRANSPORTATION SYSTEM THAT ENSURES THE MOBILITY OF PEOPLE AND GOODS, ENHANCES ECONOMIC PROSPERITY AND PRESERVES THE QUALITY OF OUR ENVIRONMENT AND COMMUNITIES.



January 2013

Okeechobee County

FREIGHT & LOGISTICS OVERVIEW



COUNTY SEAT	LARGEST CITY	AREA	POPULATION	POPULATION GROWTH RATE
Okeechobee, FL	Okeechobee, FL	892 square miles	39,996	11.4% (2000-2010)

Primary Economic Development Contact: <http://www.okeechobeebusiness.com/welcome/>

- The town of Okeechobee is an access point to the Lake Okeechobee Scenic Trail. The lake offers hiking, biking, boating and freshwater fishing.
- The Okeechobee Livestock Market was built in the 1930's by the local Cattlemen's Association to meet the industry's need for a regional trading center. Now locally owned & operated, the Okeechobee Livestock Market is the largest volume market in Florida, selling around 150,000 head of cattle through the auction ring annually.
- The county is home to many of Florida's traditional cattle ranching families. There are 65,000 head of beef cattle in the county, and the industry hinges on the production of feeder calves-animals sold when they are 6 to 10 months in age and weighing 400-600 pounds.



Top 5 Growing Industries

INDUSTRY	NET JOB CREATION
1. Administrative, Support, Waste, and Remediation	125
2. Retail Trade	74
3. Transportation and Warehousing	47
4. Professional, Scientific and Technical Services	30
5. Agriculture, Forestry, Fishing and Hunting	26

Source: Florida Department of Economic Opportunity, Labor Market Statistics Center, LEHD State of Florida County Reports-Quarterly Workforce Indicators 2010-2011.



Largest Industry Sectors by Employment

INDUSTRY SECTORS	% OF WORKFORCE
1. Trade, Transportation, and Utilities	19.5%
2. Natural Resources and Mining	12.5%
3. Public Administration	10.6%

Source: Enterprise Florida









Major Private Sector Employers

EMPLOYER	BUSINESS LINE	NUMBER OF EMPLOYEES
1. Columbia Raulerson Hospital	Healthcare	365
2. Walpole, Inc.	Trucking	300
3. Larson Dairy, Inc.	Milk Producer	225
4. McArthur Farms, Inc.	Milk Producer	160
5. Okeechobee Healthcare	Healthcare	140

Source: Enterprise Florida

Key Transportation and Freight Facilities

STRATEGIC INTERMODAL SYSTEM (SIS) HIGHWAYS		US 98, US 441, Florida's Turnpike, SR 70, SR 710
SIS RAILROADS		CSX
SIS AIRPORTS		Palm Beach International Airport
SEAPORTS		Port of Ft. Pierce, Port of Palm Beach
NON SIS STATE HIGHWAYS		SR 78
GENERAL AVIATION AIRPORTS		Okeechobee County Airport



Top Imports

INBOUND FREIGHT	TRUCK TONNAGE
1. Nonmetallic Minerals	174,531
2. Bulk Movement in Boxcars	93,097
3. Food or Kindred Products	88,454
4. Chemicals or Allied Products	55,162
5. Clay, Concrete, Glass or Stone	47,298

Source: IHS Global Inc.'s Transearch, 2011

Top Exports

OUTBOUND FREIGHT	TRUCK TONNAGE
1. Farm Products	263,453
2. Clay, Concrete, Glass or Stone	184,213
3. Food or Kindred Products	88,628
4. Chemicals or Allied Products	85,152
5. Petroleum or Coal Products	73,063

Source: IHS Global Inc.'s Transearch, 2011



Top Trading Partners

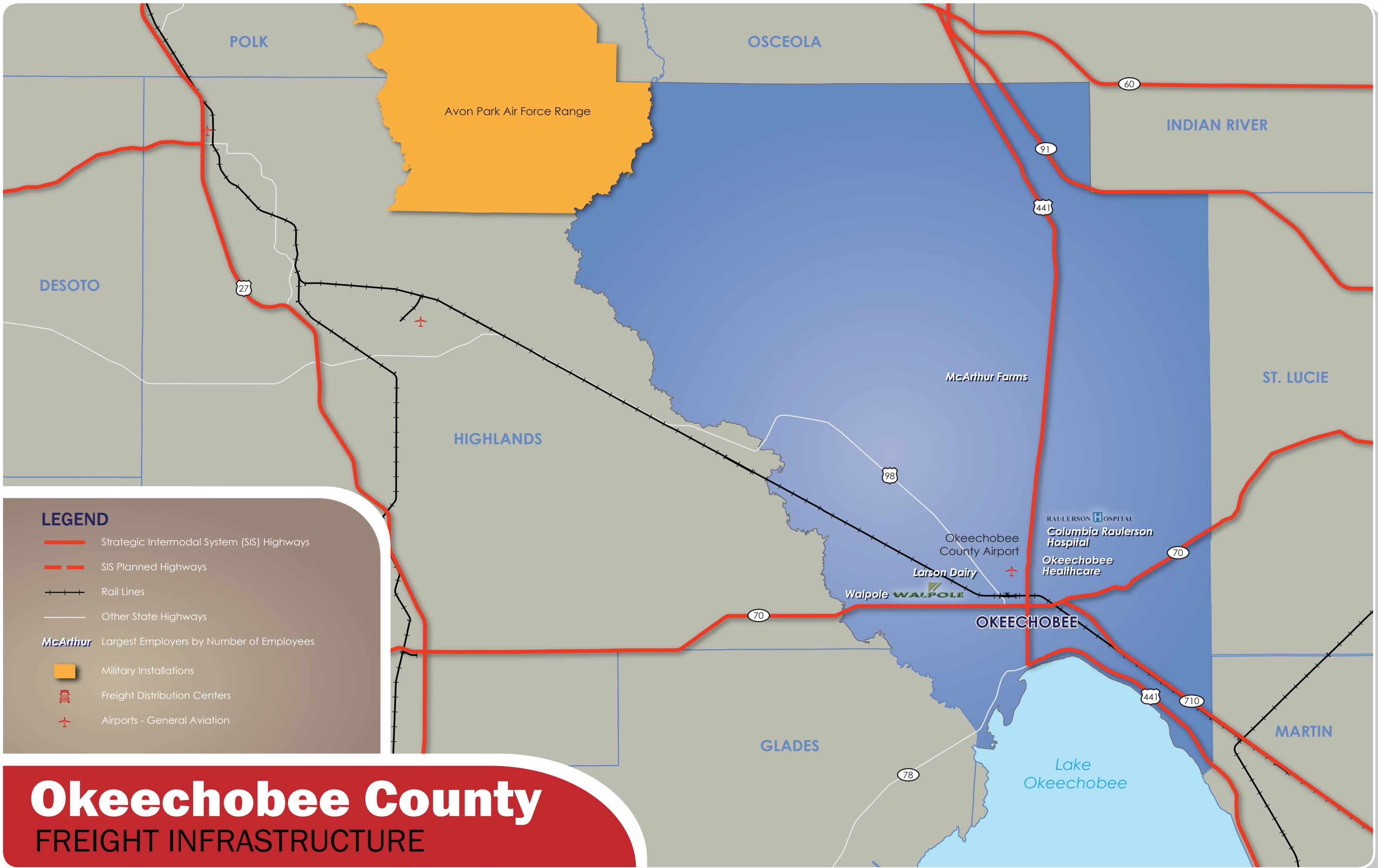
IMPORTS	TRUCK TONNAGE
St. Lucie County, FL	94,786
Manatee County, FL	50,594
Miami-Dade County, FL	48,077
Charleston County, SC	23,677
Hillsborough County, FL	23,632

Source: IHS Global Inc.'s Transearch, 2011

Top Trading Partners

EXPORTS	TRUCK TONNAGE
Hillsborough County, FL	210,339
Broward County, FL	102,011
Miami-Dade County, FL	72,002
Palm Beach County, FL	61,338
Lee County, FL	38,163

Source: IHS Global Inc.'s Transearch, 2011



LEGEND

- Strategic Intermodal System (SIS) Highways
- - - SIS Planned Highways
- + + + Rail Lines
- Other State Highways
- Largest Employers by Number of Employees
- Military Installations
- 🚂 Freight Distribution Centers
- ✈ Airports - General Aviation

Okeechobee County
FREIGHT INFRASTRUCTURE

Florida

FREIGHT & LOGISTICS OVERVIEW

POPULATION	U.S. POPULATION RANK	AREA	U.S. AREA RANK	POPULATION GROWTH RATE
18.8 million	4th	53,625 sq. mi.	22nd	17.6% (2000-2010)

Chamber of Commerce website: <http://www.flchamber.org>

Top Employment Sectors

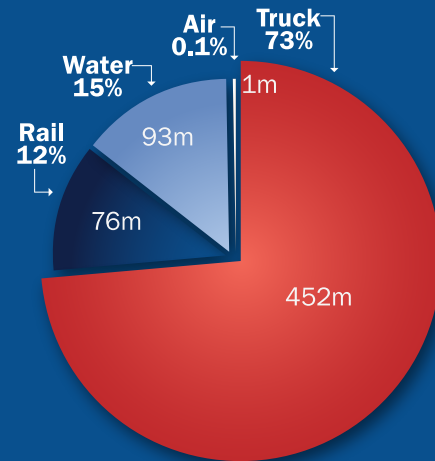
(Nonagricultural Business Groups by Industry)

1. Trade, Transportation, and Utilities
2. Education and Health Services
3. Government Services
4. Professional and Business Services
5. Healthcare and Social Assistance
6. Leisure and Hospitality

Source: Department of Economic Opportunity-Current Employment Statistics (2012)

DOMESTIC AND INTERNATIONAL MODAL MIX

(millions of tons)



Source: Trade & Logistics Study, Florida Chamber 2009

Top Business Sector Initiatives for Retention and Promotion

1. Clean Energy
2. Information Technology
3. Life Sciences
4. Aviation/ Aerospace
5. Homeland Security/ Defense
6. Financial/ Professional Services

Source: Florida Chamber of Commerce

TOTAL FREIGHT FLOWS



Source: Trade & Logistics Study, Florida Chamber 2009

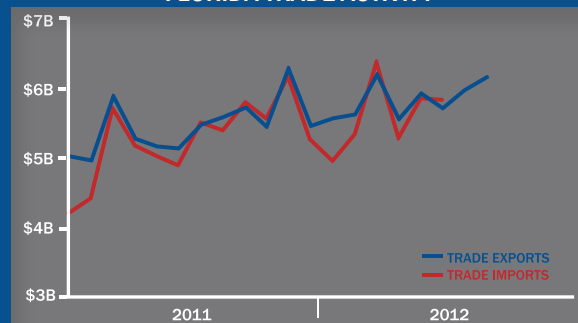
Top International Trade Partners

The state of Florida is a major international hub accounting for approximately \$149 billion in international trade activity in 2011.

EXPORTS		IMPORTS	
1. Switzerland		1. China	
2. Brazil		2. Mexico	
3. Venezuela		3. Japan	
4. Canada		4. Canada	
5. Colombia		5. Colombia	

Source: Trade & Logistics Study, Florida Chamber 2009

FLORIDA TRADE ACTIVITY



Florida infrastructure moves 762 million tons of freight traffic annually.

The state highway system sees 195,755 million annual vehicle miles of travel.

Truck travel accounted for approximately 11% of vehicle miles traveled on the SIS in 2010.

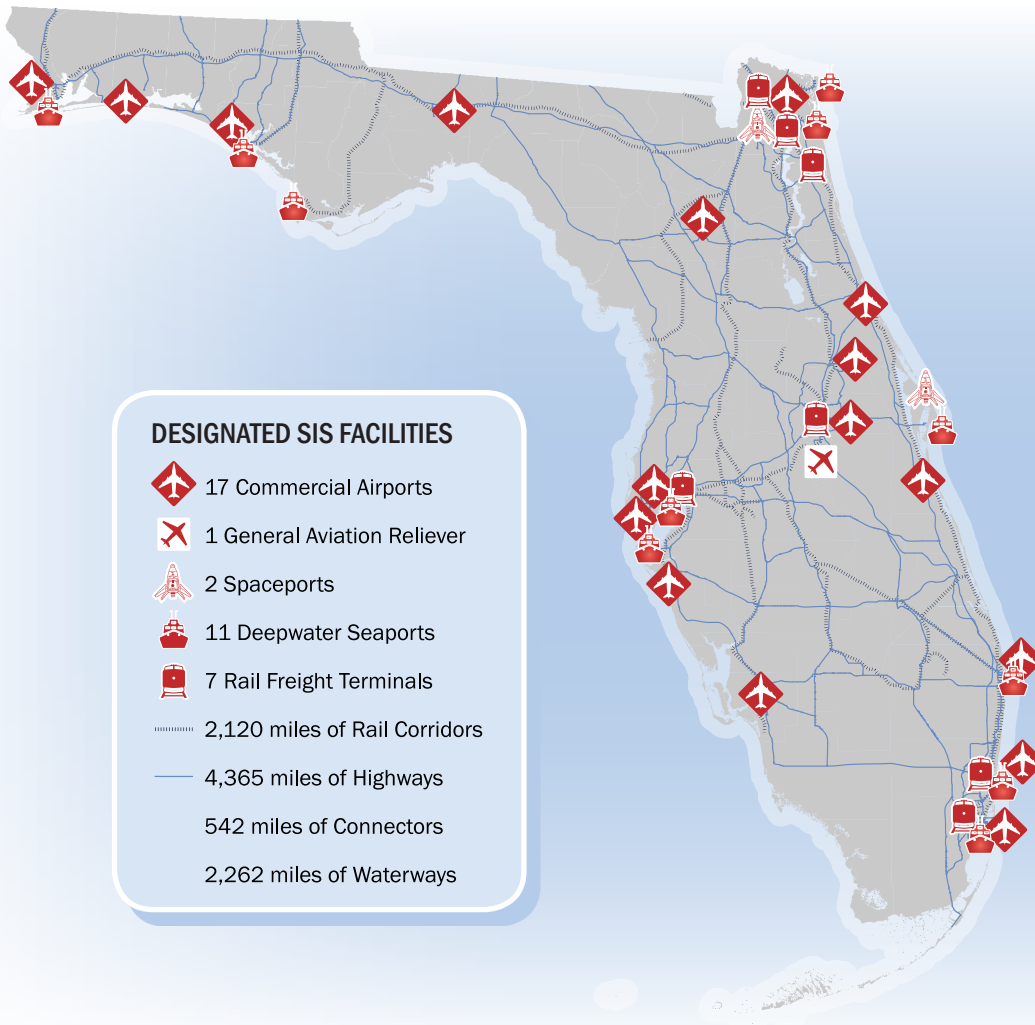
Florida has over 2,700 miles of rail lines, which move over 98 million tons of freight annually.

Florida's Strategic Intermodal System (SIS)

- **Strategic** – Consists of statewide and regionally significant facilities and services
- **Intermodal** – Contains all forms of transportation for moving both people and goods, including linkages for smooth and efficient transfers between modes and major facilities
- **System** – Integrates individual facilities, services, forms of transportation (modes) and linkages into a single, integrated transportation network

The SIS was established to:

- Efficiently serve the mobility needs of Florida's citizens, businesses and visitors
- Help Florida become a worldwide economic leader, enhance economic prosperity and competitiveness, enrich quality of life and reflect responsible environmental stewardship



Florida has 784 aviation facilities, 129 public use, and 19 have commercial service.

The state boasts 2 spaceports and 5 active launch facilities.

Florida's 15 deepwater seaports moved 106.4 million tons of cargo and handled 2.8 million TEU's (20 foot equivalent container unit) in 2010.

Seven of the 15 seaports in Florida carried 12.7 million passengers, 12.1 million of which sailed on multi-day cruises in 2010.

100% of SIS waterborne freight in Florida is on a coastal or international shipping route.

16 Fortune 500 companies have their headquarters in Florida.



136 S. Bronough Street
Tallahassee, Florida 32301



800 N. Magnolia Avenue, Suite 1100
Orlando, Florida 32803
(407) 956-5600



1580 Waldo Palmer Lane, Suite 1
Tallahassee, Florida 32308
(850) 921-1119



A message from Governor
Scott on the future of
Florida's Freight and Trade


FDOT CONTACTS

Ananth Prasad, P.E.
Secretary of Transportation
Phone (850) 414-5205
Ananth.Prasad@dot.state.fl.us

Juan Flores
Administrator, Freight Logistics &
Passenger Operations
Phone (850) 414-5245
Juan.Flores@dot.state.fl.us

Richard Biter
Assistant Secretary for Intermodal
Systems Development
Phone (850) 414-5235
Richard.Biter@dot.state.fl.us

Bill Hattaway
District 1, Secretary
Phone (863) 519-2201
Billy.Hattaway@dot.state.fl.us



Federal Legislative Contacts

United States Senate
Bill Nelson
Phone (202) 224-5274

United States Senate
Marco Rubio
Phone (202) 224-3041

US House of Representatives
District 17, Thomas Rooney
Phone (202) 225-5792

State Legislative Contacts:

Florida Senate
District 21, Denise Grimsley
Phone (850) 487-5021

Florida House of Representatives
District 55, Cary Pigman
Phone (850) 717-5055



In recognition of the significant role that freight mobility plays as an economic driver for the state, an Office of Freight, Logistics and Passenger Operations has been created at FDOT. This office has been tasked with meeting the requirements of legislation in Florida House Bill 599, as well as meeting national freight guidance offered in H.R. 4348, the Moving Ahead for Progress in the 21st Century Act (MAP-21).

HB599 requires FDOT to lead the development of a plan to "enhance the integration and connectivity of the transportation system across and between transportation modes throughout the state." For this reason, Florida is already on schedule to meet MAP-21 guidelines and has become a leader in freight issues through its ongoing work in developing a Freight Mobility and Trade Plan. For more information, please see www.freightmovesflorida.com.