
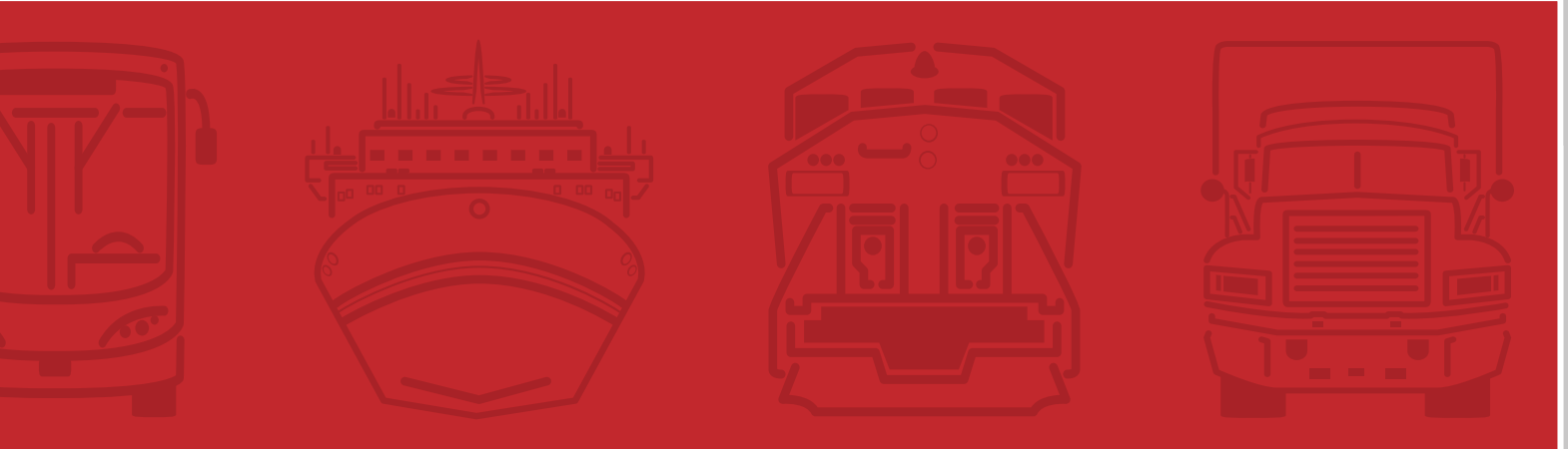


# MARTIN COUNTY FREIGHT & LOGISTICS OVERVIEW

FLORIDA DEPARTMENT OF TRANSPORTATION



**FDOT MISSION:**

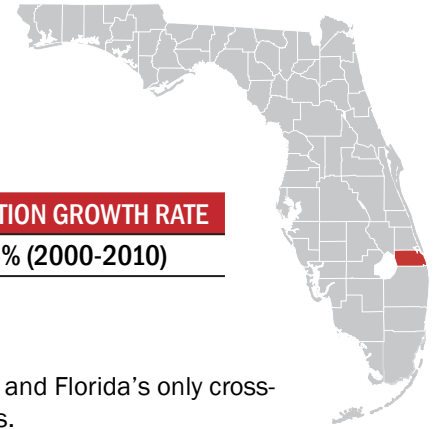
THE DEPARTMENT WILL PROVIDE A SAFE TRANSPORTATION SYSTEM THAT ENSURES THE MOBILITY OF PEOPLE AND GOODS, ENHANCES ECONOMIC PROSPERITY AND PRESERVES THE QUALITY OF OUR ENVIRONMENT AND COMMUNITIES.



January 2013

# Martin County

## FREIGHT & LOGISTICS OVERVIEW



COUNTY SEAT	LARGEST CITY	AREA	POPULATION	POPULATION GROWTH RATE
Stuart, FL	Stuart, FL	753 square miles	146,318	15.5% (2000-2010)

Primary Economic Development Contact: <http://www.bdbmc.org>

- The City of Stuart is the “Sailfish Capital of the World”.
- Stuart is located on the eastern point of the Okeechobee Waterway, a 54 mile long waterway and Florida’s only cross-state canal, which extends from the Atlantic Ocean in Stuart to the Gulf of Mexico in Ft. Myers.
- Until 1929, when the Intracoastal Waterway was deepened, the Jupiter Inlet went through natural cycles of opening and closing. On several occasions, when the Inlet was blocked, area residents took their shovels and dug small channels to get the water flowing again. On one occasion in 1844, several men dug a four-inch deep channel into the Inlet before camping for the night. Several hours later the men were awakened by water seeping into their camp. By the next day the Inlet was nearly a quarter mile wide.



### Top 5 Growing Industries

INDUSTRY	NET JOB CREATION
1. Retail Trade	1,809
2. Health Care and Social Assistance	796
3. Accommodation and Food Services	751
4. Professional, Scientific, and Technical Services	355
5. Administrative, Support, Waste Management and Remediation Services	295

Source: Florida Department of Economic Opportunity, Labor Market Statistics Center, LEHD State of Florida County Reports-Quarterly Workforce Indicators 2010-2011



### Largest Industry Sectors by Employment

INDUSTRY SECTORS	% OF WORKFORCE
1. Trade, Transportation, and Utilities	19.1%
2. Education and Health Services	18.3%
3. Leisure and Hospitality	14.1%

Source: Enterprise Florida









### Major Private Sector Employers

EMPLOYER	BUSINESS LINE	NUMBER OF EMPLOYEES
1. Martin Memorial Health Systems	Healthcare	2,400
2. Publix Supermarkets	Retail	1,168
3. Old Cell Phone	Support Services	450
4. TurboCombuster Technologies Inc.	Aviation/ Aerospace	374
5. Florida Power & Light	Electrical Contractor	296

Source: Enterprise Florida

## Key Transportation and Freight Facilities

STRATEGIC INTERMODAL SYSTEM (SIS) HIGHWAYS		I-95, Florida's Turnpike, SR 710, US 441
SIS RAILROADS		FEC, CSX
SIS AIRPORTS		Palm Beach International Airport
SEAPORTS		Port of Palm Beach
NON SIS STATE HIGHWAYS		US 1, SR A1A, SR 76, SR 714
GENERAL AVIATION AIRPORTS		Indiantown Airport, Witham Field Airport



## Top Imports

INBOUND FREIGHT	TRUCK TONNAGE
1. Bulk Movement in Boxcars	512,771
2. Nonmetallic Minerals	396,354
3. Clay, Concrete, Glass or Stone	197,780
4. Petroleum or Coal Products	111,953
5. Food or Kindred Products	109,254

Source: IHS Global Inc.'s Transearch, 2011

## Top Exports

OUTBOUND FREIGHT	TRUCK TONNAGE
1. Farm Products	472,858
2. Food or Kindred Products	156,059
3. Clay, Concrete, Glass or Stone	96,110
4. Nonmetallic Minerals	70,289
5. Printed Matter	39,208

Source: IHS Global Inc.'s Transearch, 2011



## Top Trading Partners

IMPORTS	TRUCK TONNAGE
St. Lucie County, FL	264,847
Miami-Dade County, FL	238,651
Palm Beach County, FL	191,410
Broward County, FL	130,767
Polk County, FL	78,207

Source: IHS Global Inc.'s Transearch, 2011

## Top Trading Partners

EXPORTS	TRUCK TONNAGE
Duval County, FL	227,361
Palm Beach County, FL	82,077
Hillsborough County, FL	78,254
Broward County, FL	54,486
Miami-Dade County, FL	35,938

Source: IHS Global Inc.'s Transearch, 2011



# Martin County

## FREIGHT INFRASTRUCTURE

Port of Palm Beach - 32 miles

Palm Beach International Airport - 37 miles

### LEGEND

- Strategic Intermodal System (SIS) Highways
- Rail Lines
- Other State Highways
- ▶ Nearby Key Transportation Facilities (Mileage from County Seat)
- Publix Largest Employers by Number of Employees
- ✈ Airports - General Aviation
- 🚚 Freight Distribution Centers

# Florida

## FREIGHT & LOGISTICS OVERVIEW

POPULATION	U.S. POPULATION RANK	AREA	U.S. AREA RANK	POPULATION GROWTH RATE
18.8 million	4th	53,625 sq. mi.	22nd	17.6% (2000-2010)

Chamber of Commerce website: <http://www.flchamber.org>

### Top Employment Sectors

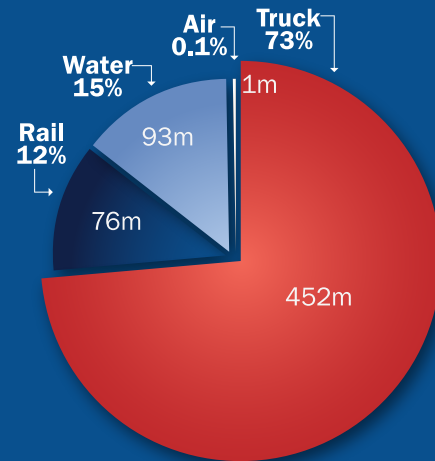
(Nonagricultural Business Groups by Industry)

1. Trade, Transportation, and Utilities
2. Education and Health Services
3. Government Services
4. Professional and Business Services
5. Healthcare and Social Assistance
6. Leisure and Hospitality

Source: Department of Economic Opportunity-Current Employment Statistics (2012)

### DOMESTIC AND INTERNATIONAL MODAL MIX

(millions of tons)



Source: Trade & Logistics Study, Florida Chamber 2009

### Top Business Sector Initiatives for Retention and Promotion

1. Clean Energy
2. Information Technology
3. Life Sciences
4. Aviation/ Aerospace
5. Homeland Security/ Defense
6. Financial/ Professional Services

Source: Florida Chamber of Commerce

### TOTAL FREIGHT FLOWS



Source: Trade & Logistics Study, Florida Chamber 2009

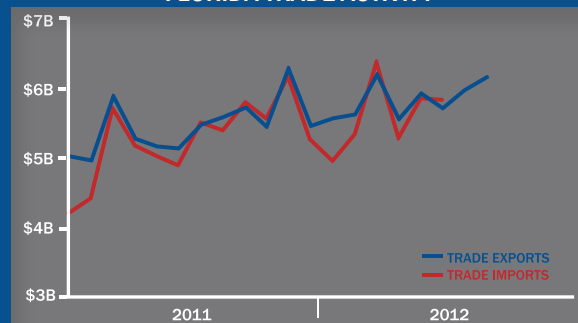
### Top International Trade Partners

The state of Florida is a major international hub accounting for approximately \$149 billion in international trade activity in 2011.

EXPORTS		IMPORTS	
1. Switzerland		1. China	
2. Brazil		2. Mexico	
3. Venezuela		3. Japan	
4. Canada		4. Canada	
5. Colombia		5. Colombia	

Source: Trade & Logistics Study, Florida Chamber 2009

### FLORIDA TRADE ACTIVITY



Florida infrastructure moves 762 million tons of freight traffic annually.

The state highway system sees 195,755 million annual vehicle miles of travel.

Truck travel accounted for approximately 11% of vehicle miles traveled on the SIS in 2010.

Florida has over 2,700 miles of rail lines, which move over 98 million tons of freight annually.

Florida has 784 aviation facilities, 129 public use, and 19 have commercial service.

The state boasts 2 spaceports and 5 active launch facilities.

Florida's 15 deepwater seaports moved 106.4 million tons of cargo and handled 2.8 million TEU's (20 foot equivalent container unit) in 2010.

Seven of the 15 seaports in Florida carried 12.7 million passengers, 12.1 million of which sailed on multi-day cruises in 2010.

100% of SIS waterborne freight in Florida is on a coastal or international shipping route.

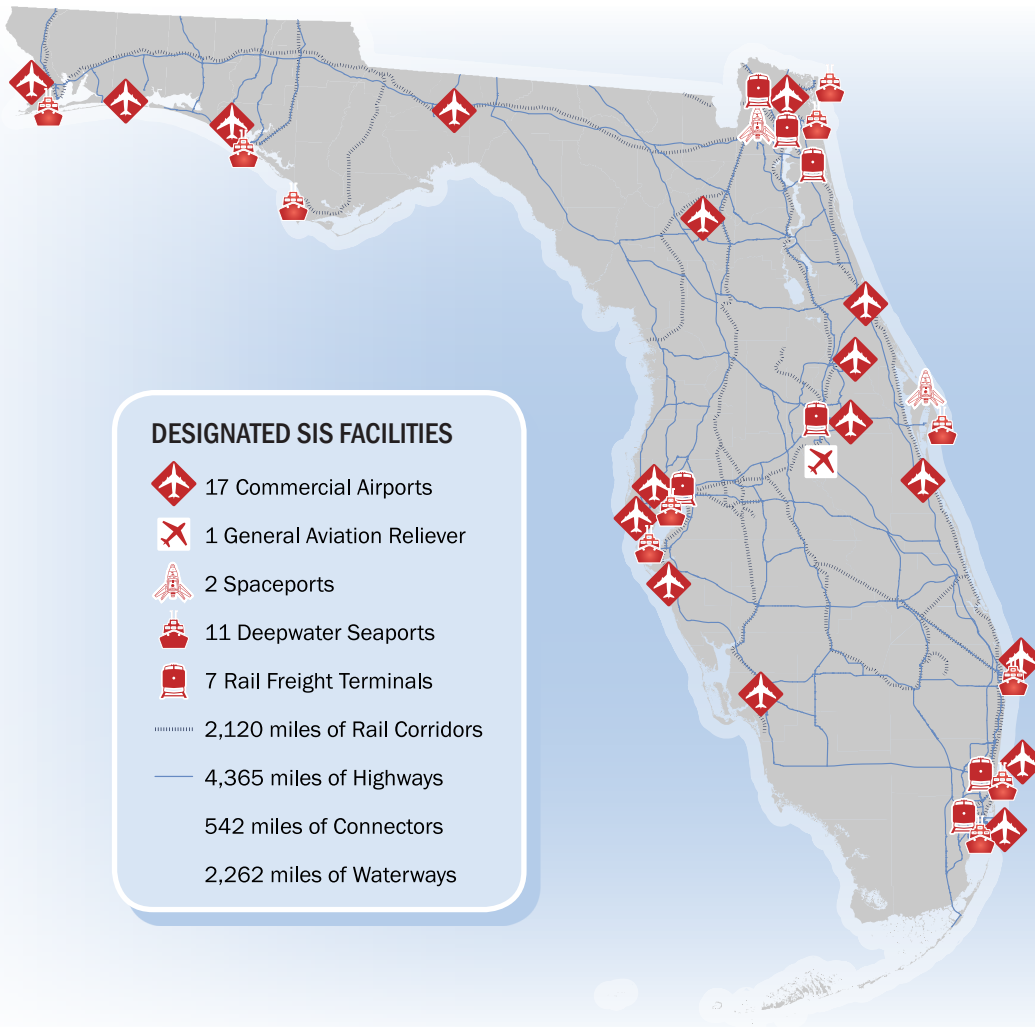
16 Fortune 500 companies have their headquarters in Florida.

## Florida's Strategic Intermodal System (SIS)

- **Strategic** – Consists of statewide and regionally significant facilities and services
- **Intermodal** – Contains all forms of transportation for moving both people and goods, including linkages for smooth and efficient transfers between modes and major facilities
- **System** – Integrates individual facilities, services, forms of transportation (modes) and linkages into a single, integrated transportation network

### The SIS was established to:

- Efficiently serve the mobility needs of Florida's citizens, businesses and visitors
- Help Florida become a worldwide economic leader, enhance economic prosperity and competitiveness, enrich quality of life and reflect responsible environmental stewardship





136 S. Bronough Street  
Tallahassee, Florida 32301



800 N. Magnolia Avenue, Suite 1100  
Orlando, Florida 32803  
(407) 956-5600



1580 Waldo Palmer Lane, Suite 1  
Tallahassee, Florida 32308  
(850) 921-1119



A message from Governor  
Scott on the future of  
Florida's Freight and Trade


### FDOT CONTACTS

**Ananth Prasad, P.E.**  
Secretary of Transportation  
Phone (850) 414-5205  
Ananth.Prasad@dot.state.fl.us

**Juan Flores**  
Administrator, Freight Logistics &  
Passenger Operations  
Phone (850) 414-5245  
Juan.Flores@dot.state.fl.us

**Richard Biter**  
Assistant Secretary for Intermodal  
Systems Development  
Phone (850) 414-5235  
Richard.Biter@dot.state.fl.us

**James Wolfe**  
District 4, Secretary  
Phone (954) 777-4110  
James.Wolfe@dot.state.fl.us



### Federal Legislative Contacts

**United States Senate**  
Bill Nelson  
Phone (202) 224-5274

**United States Senate**  
Marco Rubio  
Phone (202) 224-3071

**US House of Representatives**  
District 18, Patrick Murphy  
Phone (202) 225-3026

### State Legislative Contacts:

**Florida Senate**  
District 21, Denise Grimsley  
Phone (850) 487-5021

**Florida Senate**  
District 32, Joe Negron  
Phone (850) 487-5032

**Florida House of Representatives**  
District 82, MaryLynn Mager  
Phone (850) 717-508

**Florida House of Representatives**  
District 83, Gayle Harrell  
Phone (850) 717-5083



In recognition of the significant role that freight mobility plays as an economic driver for the state, an Office of Freight, Logistics and Passenger Operations has been created at FDOT. This office has been tasked with meeting the requirements of legislation in Florida House Bill 599, as well as meeting national freight guidance offered in H.R. 4348, the Moving Ahead for Progress in the 21st Century Act (MAP-21).

HB599 requires FDOT to lead the development of a plan to "enhance the integration and connectivity of the transportation system across and between transportation modes throughout the state." For this reason, Florida is already on schedule to meet MAP-21 guidelines and has become a leader in freight issues through its ongoing work in developing a Freight Mobility and Trade Plan. For more information, please see [www.freightmovesflorida.com](http://www.freightmovesflorida.com).