
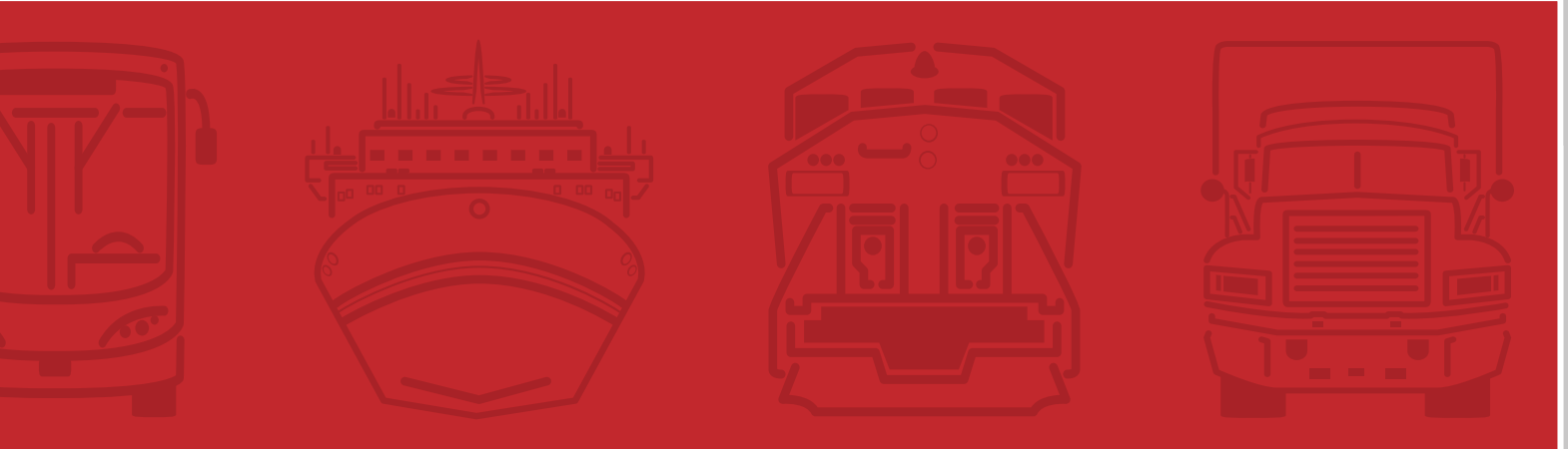


HERNANDO COUNTY FREIGHT & LOGISTICS OVERVIEW

FLORIDA DEPARTMENT OF TRANSPORTATION



FDOT MISSION:

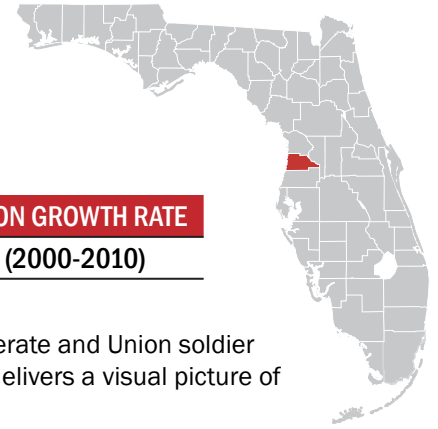
THE DEPARTMENT WILL PROVIDE A SAFE TRANSPORTATION SYSTEM THAT ENSURES THE MOBILITY OF PEOPLE AND GOODS, ENHANCES ECONOMIC PROSPERITY AND PRESERVES THE QUALITY OF OUR ENVIRONMENT AND COMMUNITIES.



January 2013

Hernando County

FREIGHT & LOGISTICS OVERVIEW



| COUNTY SEAT | LARGEST CITY | AREA | POPULATION | POPULATION GROWTH RATE |
|-----------------|-----------------|------------------|------------|------------------------|
| Brooksville, FL | Brooksville, FL | 589 square miles | 172,778 | 32.1% (2000-2010) |

Primary Economic Development Contact: <http://www.hernadobusiness.com>

- Hernando County is home to the largest Civil War reenactment in Florida. Over 3000 Confederate and Union soldier re-enactors recreate the famous "Brooksville Raid" of 1864. The modern day re-enactment delivers a visual picture of what life was like during the Civil War.
- Expansion at the Hernando County Airport includes a new \$2.5 million air traffic control tower for improved operations and safety.



Top 5 Growing Industries

| INDUSTRY | NET JOB CREATION |
|--|------------------|
| 1. Administrative, Support, Waste Management, and Remediation Services | 585 |
| 2. Manufacturing | 89 |
| 3. Information | 66 |
| 4. Finance and Insurance | 45 |
| 5. Agriculture, Forestry, Fishing, and Hunting | 41 |

Source: Florida Department of Economic Opportunity, Labor Market Statistics Center, LEHD State of Florida County Reports-Quarterly Workforce Indicators 2010-2011



Largest Industry Sectors by Employment

| INDUSTRY SECTORS | % OF WORKFORCE |
|---|----------------|
| 1. Trade, Transportation, and Utilities | 24.5% |
| 2. Education and Health Services | 20.6% |
| 3. Leisure and Hospitality | 14.3% |

Source: Enterprise Florida









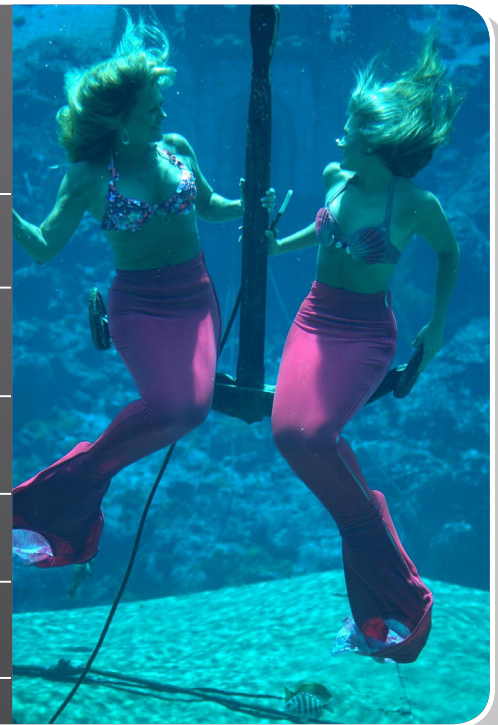
Major Private Sector Employers

| EMPLOYER | BUSINESS LINE | NUMBER OF EMPLOYEES |
|---|---------------------|---------------------|
| 1. Wal-Mart Distribution Center | Distribution Center | 1,044 |
| 2. Oak Hill Hospital | Healthcare | 930 |
| 3. Spring Hill & Brooksville Regional Hospitals | Healthcare | 900 |
| 4. Sparton Electronics | Manufacturer | 325 |
| 5. Florida Crushed Stone | Mining | 300 |

Source: Enterprise Florida

Key Transportation and Freight Facilities

| | | |
|--|---|-----------------------------|
| STRATEGIC INTERMODAL SYSTEM (SIS) HIGHWAYS |  | I-75, US 19, SR 589, SR 50 |
| SIS RAILROADS |  | CSX |
| SIS AIRPORTS |  | Tampa International Airport |
| SEAPORTS |  | Port of Tampa |
| NON SIS STATE HIGHWAYS |  | US 98, US 41 |
| GENERAL AVIATION AIRPORTS |  | Hernando County Airport |



Top Imports

| INBOUND FREIGHT | TRUCK TONNAGE |
|-----------------------------------|---------------|
| 1. Nonmetallic Minerals | 762,978 |
| 2. Bulk Movement in Boxcars | 318,039 |
| 3. Clay, Concrete, Glass or Stone | 115,948 |
| 4. Food or Kindred Products | 102,790 |
| 5. Petroleum or Coal Products | 58,380 |

Source: IHS Global Inc.'s Transearch, 2011

Top Exports

| OUTBOUND FREIGHT | TRUCK TONNAGE |
|-----------------------------------|---------------|
| 1. Nonmetallic Minerals | 5,429,900 |
| 2. Clay, Concrete, Glass or Stone | 364,125 |
| 3. Farm Products | 65,029 |
| 4. Bulk Movement in Boxcars | 23,576 |
| 5. Food or Kindred Products | 18,458 |

Source: IHS Global Inc.'s Transearch, 2011



Top Trading Partners

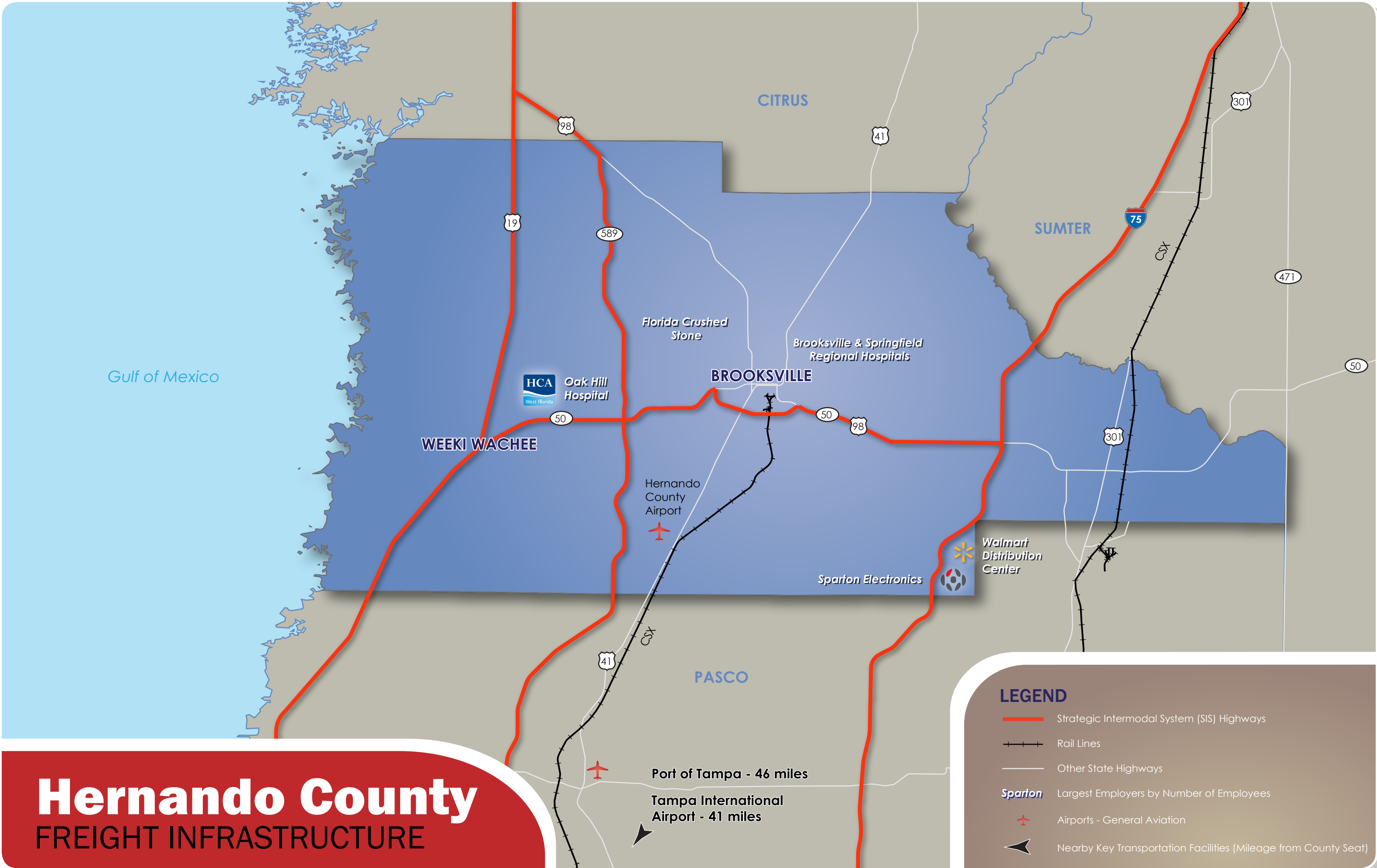
| IMPORTS | TRUCK TONNAGE |
|-------------------------|---------------|
| Sumter County, FL | 673,250 |
| Hillsborough County, FL | 135,404 |
| Miami-Dade County, FL | 97,191 |
| Orange County, FL | 45,841 |
| Polk County, FL | 42,111 |

Source: IHS Global Inc.'s Transearch, 2011

Top Trading Partners

| EXPORTS | TRUCK TONNAGE |
|-------------------------|---------------|
| Hillsborough County, FL | 2,798,825 |
| Pinellas County, FL | 1,858,256 |
| Pasco County, FL | 880,733 |
| Orange County, FL | 70,146 |
| Polk County, FL | 65,398 |

Source: IHS Global Inc.'s Transearch, 2011



Florida

FREIGHT & LOGISTICS OVERVIEW

| POPULATION | U.S. POPULATION RANK | AREA | U.S. AREA RANK | POPULATION GROWTH RATE |
|--------------|----------------------|----------------|----------------|------------------------|
| 18.8 million | 4th | 53,625 sq. mi. | 22nd | 17.6% (2000-2010) |

Chamber of Commerce website: <http://www.flchamber.org>

Top Employment Sectors

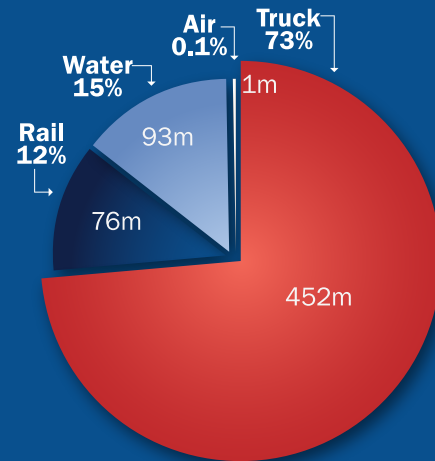
(Nonagricultural Business Groups by Industry)

1. Trade, Transportation, and Utilities
2. Education and Health Services
3. Government Services
4. Professional and Business Services
5. Healthcare and Social Assistance
6. Leisure and Hospitality

Source: Department of Economic Opportunity-Current Employment Statistics (2012)

DOMESTIC AND INTERNATIONAL MODAL MIX

(millions of tons)



Source: Trade & Logistics Study, Florida Chamber 2009

Top Business Sector Initiatives for Retention and Promotion

1. Clean Energy
2. Information Technology
3. Life Sciences
4. Aviation/ Aerospace
5. Homeland Security/ Defense
6. Financial/ Professional Services

Source: Florida Chamber of Commerce

TOTAL FREIGHT FLOWS



Source: Trade & Logistics Study, Florida Chamber 2009

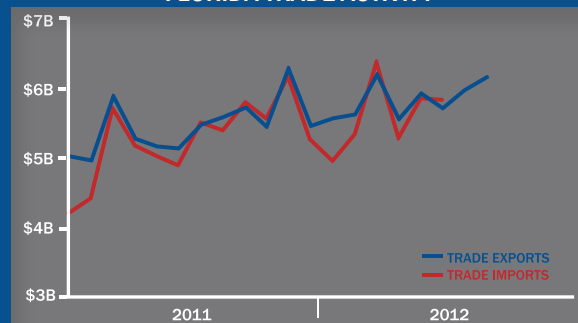
Top International Trade Partners

The state of Florida is a major international hub accounting for approximately \$149 billion in international trade activity in 2011.

| EXPORTS | | IMPORTS | |
|----------------|--|-------------|--|
| 1. Switzerland | | 1. China | |
| 2. Brazil | | 2. Mexico | |
| 3. Venezuela | | 3. Japan | |
| 4. Canada | | 4. Canada | |
| 5. Colombia | | 5. Colombia | |

Source: Trade & Logistics Study, Florida Chamber 2009

FLORIDA TRADE ACTIVITY



Florida infrastructure moves 762 million tons of freight traffic annually.

The state highway system sees 195,755 million annual vehicle miles of travel.

Truck travel accounted for approximately 11% of vehicle miles traveled on the SIS in 2010.

Florida has over 2,700 miles of rail lines, which move over 98 million tons of freight annually.

Florida has 784 aviation facilities, 129 public use, and 19 have commercial service.

The state boasts 2 spaceports and 5 active launch facilities.

Florida's 15 deepwater seaports moved 106.4 million tons of cargo and handled 2.8 million TEU's (20 foot equivalent container unit) in 2010.

Seven of the 15 seaports in Florida carried 12.7 million passengers, 12.1 million of which sailed on multi-day cruises in 2010.

100% of SIS waterborne freight in Florida is on a coastal or international shipping route.

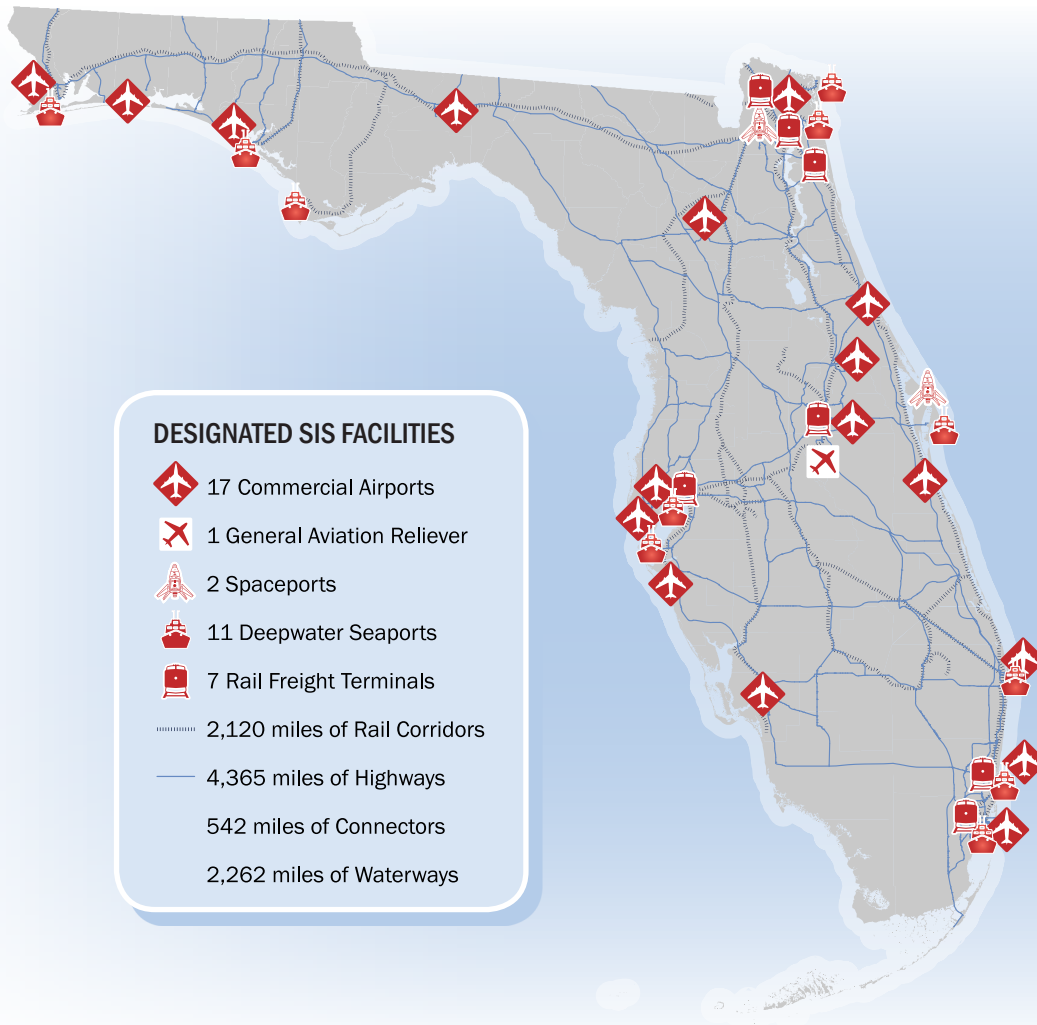
16 Fortune 500 companies have their headquarters in Florida.

Florida's Strategic Intermodal System (SIS)

- **Strategic** – Consists of statewide and regionally significant facilities and services
- **Intermodal** – Contains all forms of transportation for moving both people and goods, including linkages for smooth and efficient transfers between modes and major facilities
- **System** – Integrates individual facilities, services, forms of transportation (modes) and linkages into a single, integrated transportation network

The SIS was established to:

- Efficiently serve the mobility needs of Florida's citizens, businesses and visitors
- Help Florida become a worldwide economic leader, enhance economic prosperity and competitiveness, enrich quality of life and reflect responsible environmental stewardship





136 S. Bronough Street
Tallahassee, Florida 32301



800 N. Magnolia Avenue, Suite 1100
Orlando, Florida 32803
(407) 956-5600



1580 Waldo Palmer Lane, Suite 1
Tallahassee, Florida 32308
(850) 921-1119



A message from Governor
Scott on the future of
Florida's Freight and Trade


FDOT CONTACTS

Ananth Prasad, P.E.
Secretary of Transportation
Phone (850) 414-5205
Ananth.Prasad@dot.state.fl.us

Juan Flores
Administrator, Freight Logistics &
Passenger Operations
Phone (850) 414-5245
Juan.Flores@dot.state.fl.us

Richard Biter
Assistant Secretary for Intermodal
Systems Development
Phone (850) 414-5235
Richard.Biter@dot.state.fl.us

Paul Steinman, P.E.
District 7 Secretary
Phone (813) 975-6000



Federal Legislative Contacts

United States Senate
Bill Nelson
Phone (202) 224-5274

United States Senate
Marco Rubio
Phone (202) 224-3071

US House of Representatives
District 11, Richard Nugent
Phone (202) 225-1002

State Legislative Contacts:

Florida Senate
District 18, Wilton Simpson
Phone (850) 487-5018

Florida House of Representatives
District 34, Jimmie T. Smith
Phone (850) 717-5034

Florida House of Representatives
District 35, Robert Schenk
Phone (850) 717-5035



In recognition of the significant role that freight mobility plays as an economic driver for the state, an Office of Freight, Logistics and Passenger Operations has been created at FDOT. This office has been tasked with meeting the requirements of legislation in Florida House Bill 599, as well as meeting national freight guidance offered in H.R. 4348, the Moving Ahead for Progress in the 21st Century Act (MAP-21).

HB599 requires FDOT to lead the development of a plan to "enhance the integration and connectivity of the transportation system across and between transportation modes throughout the state." For this reason, Florida is already on schedule to meet MAP-21 guidelines and has become a leader in freight issues through its ongoing work in developing a Freight Mobility and Trade Plan. For more information, please see www.freightmovesflorida.com.