
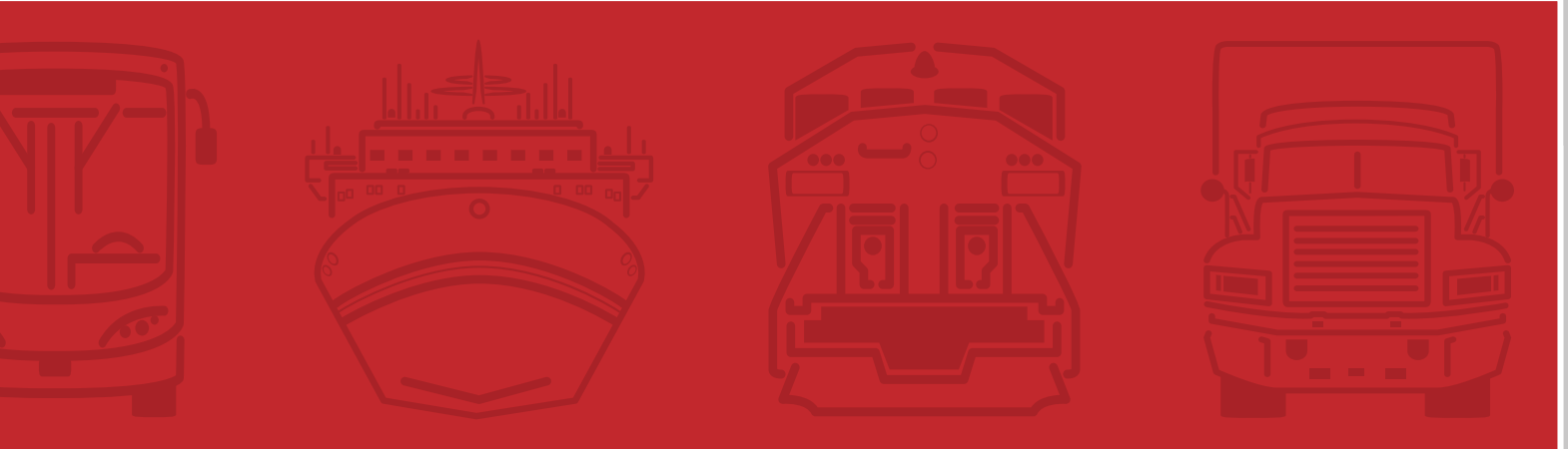


HARDEE COUNTY FREIGHT & LOGISTICS OVERVIEW

FLORIDA DEPARTMENT OF TRANSPORTATION



FDOT MISSION:

THE DEPARTMENT WILL PROVIDE A SAFE TRANSPORTATION SYSTEM THAT ENSURES THE MOBILITY OF PEOPLE AND GOODS, ENHANCES ECONOMIC PROSPERITY AND PRESERVES THE QUALITY OF OUR ENVIRONMENT AND COMMUNITIES.



January 2013

Hardee County

FREIGHT & LOGISTICS OVERVIEW



COUNTY SEAT	LARGEST CITY	AREA	POPULATION	POPULATION GROWTH RATE
Wauchula, FL	Wauchula, FL	638 square miles	27,731	2.9% (2000-2010)

Primary Economic Development Contact: <http://www.hardeebusiness.com>

- Hardee County is one of the country's top prime agricultural centers, its abundant produce and prize-winning livestock bring top dollar and its sweet Valencia oranges are in constant demand.
- The county was created in the mid-1800s around frontier military forts.
- Life in Hardee County means land, lots of it – some 500,000 acres home to over 28,000 residents.



Top 5 Growing Industries

INDUSTRY	NET JOB CREATION
1. Agriculture, Forestry, Fishing, and Hunting	552
2. Manufacturing	67
3. Retail Trade	41
4. Administrative, Support, Waste Management, and Remediation Services	27
5. Educational Services	23

Source: Florida Department of Economic Opportunity, Labor Market Statistics Center, LEHD State of Florida County Reports-Quarterly Workforce Indicators 2010-2011



Largest Industry Sectors by Employment

INDUSTRY SECTORS	% OF WORKFORCE
1. Education and Health Services	15.1%
2. Public Administration	12.2%
3. Trade, Transportation, and Utilities	12.0%

Source: Enterprise Florida









Major Private Sector Employers

EMPLOYER	BUSINESS LINE	NUMBER OF EMPLOYEES
1. Florida Institute for Neurological Rehabilitation	Healthcare	550
2. Wal-Mart	Retail	288
3. Mosaic	Phosphate	227
4. C.F. Industries	Phosphate	175
5. Peace River Electric Cooperative	Electric Service	137

Source: Enterprise Florida

Key Transportation and Freight Facilities

STRATEGIC INTERMODAL SYSTEM (SIS) HIGHWAYS		US 17, SR 64
SIS RAILROADS		CSX
SIS AIRPORTS		Sarasota/Bradenton International Airport
SEAPORTS		Port Manatee
NON SIS STATE HIGHWAYS		SR 62, SR 66, SR 636
GENERAL AVIATION AIRPORTS		Wauchula Municipal Airport



Top Imports

INBOUND FREIGHT	TRUCK TONNAGE
1. Food or Kindred Products	72,468
2. Bulk Movement in Boxcars	62,595
3. Nonmetallic Minerals	38,416
4. Chemicals or Allied Products	26,400
5. Farm Products	26,289

Source: IHS Global Inc.'s Transearch, 2011

Top Exports

OUTBOUND FREIGHT	TRUCK TONNAGE
1. Farm Products	588,145
2. Food or Kindred Products	54,967
3. Lumber or Wood Products	27,942
4. Printed Matter	836
5. Misc Manufacturing Products	550

Source: IHS Global Inc.'s Transearch, 2011



Top Trading Partners

IMPORTS	TRUCK TONNAGE
Miami-Dade County, FL	35,485
Sarasota County, FL	23,343
Polk County, FL	22,000
Palm Beach County, FL	17,985
Broward County, FL	15,437

Source: IHS Global Inc.'s Transearch, 2011

Top Trading Partners

EXPORTS	TRUCK TONNAGE
Miami-Dade County, FL	63,397
Duval County, FL	20,910
Polk County, FL	19,811
Hillsborough County, FL	10,922
Broward County, FL	9,817

Source: IHS Global Inc.'s Transearch, 2011

HILLSBOROUGH

POLK

BOWLING GREEN

C.F. Industries 

Mosaic 

62

17

Peace River Electric Cooperative  Walmart 

Florida Institute for Neurological Rehabilitation 

636

64

WAUCHULA

Wachula Municipal Airport 

CSX

64

ZOLFO SPRINGS

6

OKEECHOBEE

27

98

MANATEE

DESOTO

LEGEND

 Strategic Intermodal System (SIS) Highways

 Largest Employers by Number of Employees

 Rail Lines

 Airports - General Aviation

 Other State Highways

 Nearby Key Transportation Facilities (Mileage from County Seat)

Port Manatee - 46 miles
Sarasota Bradenton International Airport - 47 miles

Hardee County

FREIGHT INFRASTRUCTURE

Florida

FREIGHT & LOGISTICS OVERVIEW

POPULATION	U.S. POPULATION RANK	AREA	U.S. AREA RANK	POPULATION GROWTH RATE
18.8 million	4th	53,625 sq. mi.	22nd	17.6% (2000-2010)

Chamber of Commerce website: <http://www.flchamber.org>

Top Employment Sectors

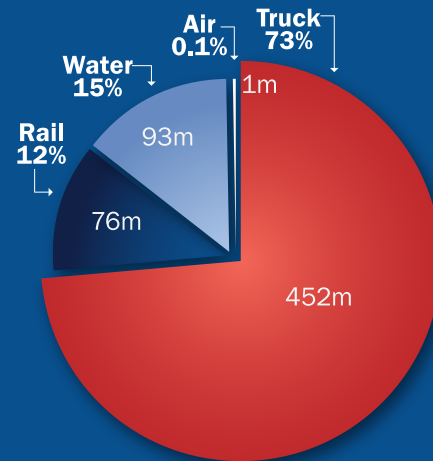
(Nonagricultural Business Groups by Industry)

1. Trade, Transportation, and Utilities
2. Education and Health Services
3. Government Services
4. Professional and Business Services
5. Healthcare and Social Assistance
6. Leisure and Hospitality

Source: Department of Economic Opportunity-Current Employment Statistics (2012)

DOMESTIC AND INTERNATIONAL MODAL MIX

(millions of tons)



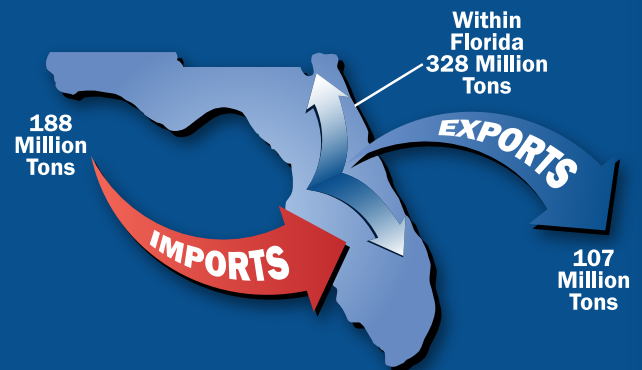
Source: Trade & Logistics Study, Florida Chamber 2009

Top Business Sector Initiatives for Retention and Promotion

1. Clean Energy
2. Information Technology
3. Life Sciences
4. Aviation/ Aerospace
5. Homeland Security/ Defense
6. Financial/ Professional Services

Source: Florida Chamber of Commerce

TOTAL FREIGHT FLOWS



Source: Trade & Logistics Study, Florida Chamber 2009

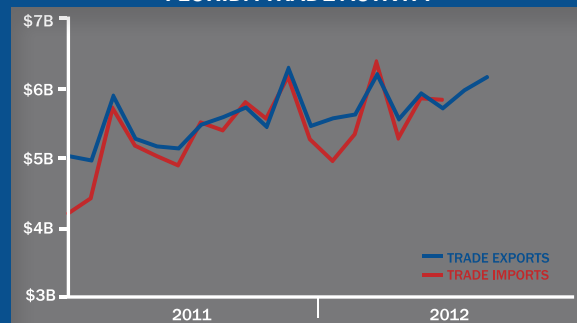
Top International Trade Partners

The state of Florida is a major international hub accounting for approximately \$149 billion in international trade activity in 2011.

EXPORTS		IMPORTS	
1. Switzerland		1. China	
2. Brazil		2. Mexico	
3. Venezuela		3. Japan	
4. Canada		4. Canada	
5. Colombia		5. Colombia	

Source: Trade & Logistics Study, Florida Chamber 2009

FLORIDA TRADE ACTIVITY



Florida infrastructure moves 762 million tons of freight traffic annually.

The state highway system sees 195,755 million annual vehicle miles of travel.

Truck travel accounted for approximately 11% of vehicle miles traveled on the SIS in 2010.

Florida has over 2,700 miles of rail lines, which move over 98 million tons of freight annually.

Florida has 784 aviation facilities, 129 public use, and 19 have commercial service.

The state boasts 2 spaceports and 5 active launch facilities.

Florida's 15 deepwater seaports moved 106.4 million tons of cargo and handled 2.8 million TEU's (20 foot equivalent container unit) in 2010.

Seven of the 15 seaports in Florida carried 12.7 million passengers, 12.1 million of which sailed on multi-day cruises in 2010.

100% of SIS waterborne freight in Florida is on a coastal or international shipping route.

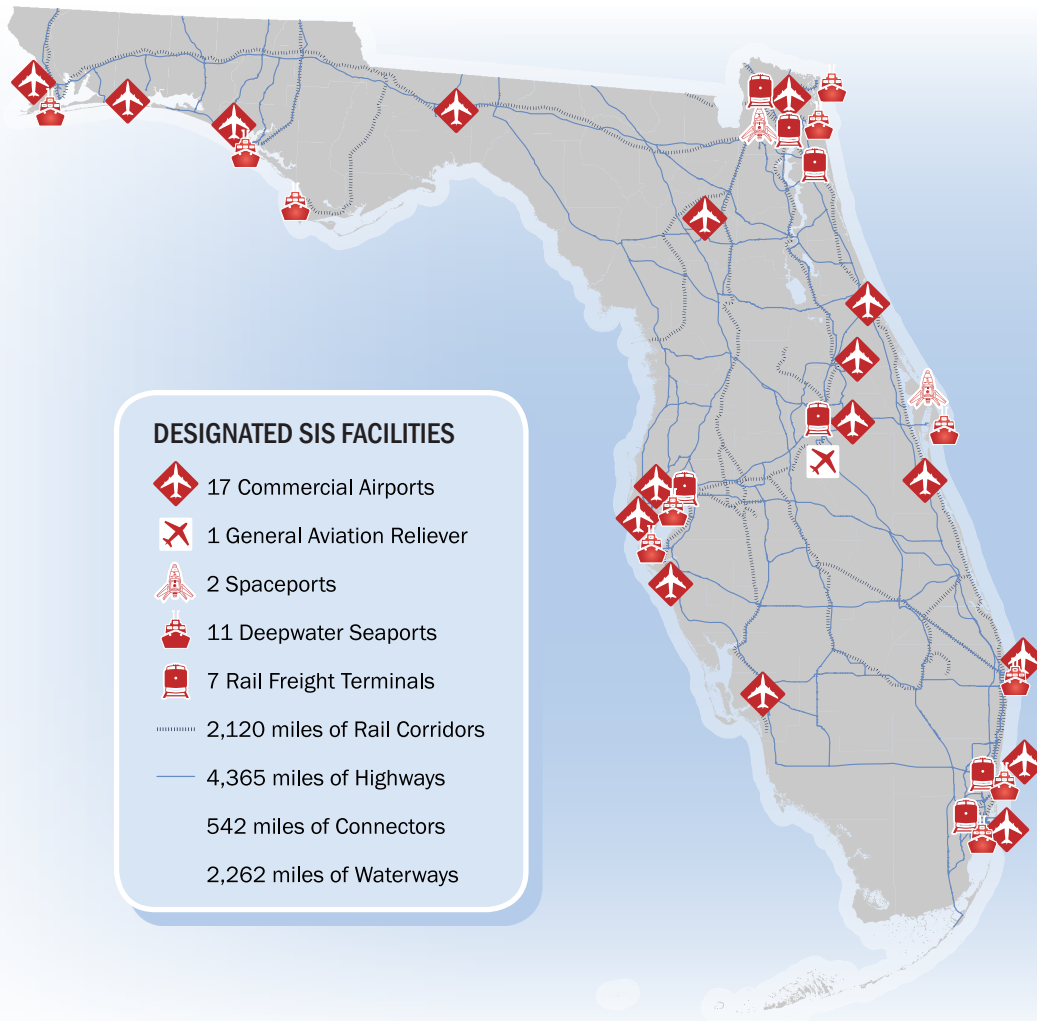
16 Fortune 500 companies have their headquarters in Florida.

Florida's Strategic Intermodal System (SIS)

- **Strategic** – Consists of statewide and regionally significant facilities and services
- **Intermodal** – Contains all forms of transportation for moving both people and goods, including linkages for smooth and efficient transfers between modes and major facilities
- **System** – Integrates individual facilities, services, forms of transportation (modes) and linkages into a single, integrated transportation network

The SIS was established to:

- Efficiently serve the mobility needs of Florida's citizens, businesses and visitors
- Help Florida become a worldwide economic leader, enhance economic prosperity and competitiveness, enrich quality of life and reflect responsible environmental stewardship





136 S. Bronough Street
Tallahassee, Florida 32301



800 N. Magnolia Avenue, Suite 1100
Orlando, Florida 32803
(407) 956-5600



1580 Waldo Palmer Lane, Suite 1
Tallahassee, Florida 32308
(850) 921-1119



A message from Governor
Scott on the future of
Florida's Freight and Trade


FDOT CONTACTS

Ananth Prasad, P.E.
Secretary of Transportation
Phone (850) 414-5205
Ananth.Prasad@dot.state.fl.us

Juan Flores
Administrator, Freight Logistics &
Passenger Operations
Phone (850) 414-5245
Juan.Flores@dot.state.fl.us

Richard Biter
Assistant Secretary for Intermodal
Systems Development
Phone (850) 414-5235
Richard.Biter@dot.state.fl.us

Bill Hattaway
District 1, Secretary
Phone (863) 519-2201
Billy.Hattaway@dot.state.fl.us



Federal Legislative Contacts

United States Senate
Bill Nelson
Phone (202) 224-5274

United States Senate
Marco Rubio
Phone (202) 224-3071

US House of Representatives
District 17, Thomas Rooney
Phone (202) 225-5792

State Legislative Contacts:

Florida Senate
District 26, Bill Galvano
Phone (850) 487-5026

Florida House of Representatives
District 56, Ben Albritton
Phone (850) 717-5056



In recognition of the significant role that freight mobility plays as an economic driver for the state, an Office of Freight, Logistics and Passenger Operations has been created at FDOT. This office has been tasked with meeting the requirements of legislation in Florida House Bill 599, as well as meeting national freight guidance offered in H.R. 4348, the Moving Ahead for Progress in the 21st Century Act (MAP-21).

HB599 requires FDOT to lead the development of a plan to "enhance the integration and connectivity of the transportation system across and between transportation modes throughout the state." For this reason, Florida is already on schedule to meet MAP-21 guidelines and has become a leader in freight issues through its ongoing work in developing a Freight Mobility and Trade Plan. For more information, please see www.freightmovesflorida.com.