



GLADES COUNTY FREIGHT & LOGISTICS OVERVIEW

FLORIDA DEPARTMENT OF TRANSPORTATION



FDOT MISSION:

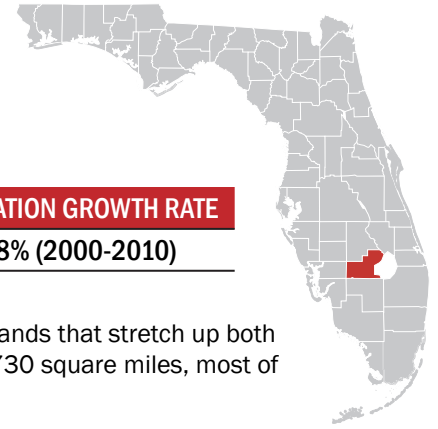
THE DEPARTMENT WILL PROVIDE A SAFE TRANSPORTATION SYSTEM THAT ENSURES THE MOBILITY OF PEOPLE AND GOODS, ENHANCES ECONOMIC PROSPERITY AND PRESERVES THE QUALITY OF OUR ENVIRONMENT AND COMMUNITIES.



January 2013

Glades County

FREIGHT & LOGISTICS OVERVIEW



COUNTY SEAT	LARGEST CITY	AREA	POPULATION	POPULATION GROWTH RATE
Moore Haven, FL	Moore Haven, FL	986 square miles	12,884	21.8% (2000-2010)

Primary Economic Development Contact: <http://www.myglades.com>

- As the second largest lake entirely within the United States, Lake Okeechobee is fed by marshlands that stretch up both sides of the Lake Wales Ridge all the way to the outskirts of Orlando. The lake surface covers 730 square miles, most of which is only navigable by airboat or johnboat due to its marshy shallows.
- The total area of Glades County is 986 square miles; 774 square miles is land and 213 square miles is water. The population of Glades County is approximately 11,100.
- Glades County's central location within Southern Florida, just over two hours from Miami, Fort Lauderdale, Tampa, Orlando and nearly equidistant between Fort Myers and West Palm Beach makes it a natural hub for the emerging international and domestic warehousing/distribution and manufacturing markets via road, rail, and air.



Top 5 Growing Industries

INDUSTRY	NET JOB CREATION
1. Transportation and Warehousing	18
2. Arts, Entertainment, and Recreation	15
3. Accommodation and Food Services	6
4. Educational Services	3

Source: Florida Department of Economic Opportunity, Labor Market Statistics Center, LEHD State of Florida County Reports-Quarterly Workforce Indicators 2010-2011



Largest Industry Sectors by Employment

INDUSTRY SECTORS	% OF WORKFORCE
1. Natural Resources and Mining	14.8%
2. Professional and Business Services	13.1%
3. Trade, Transportation, and Utilities	8.3%

Source: Enterprise Florida



Major Private Sector Employers

EMPLOYER	BUSINESS LINE	NUMBER OF EMPLOYEES
1. Moore Haven Correctional Facility	Corrections	219
2. Lykes Bros	Agriculture	100
3. Brighton Seminole Bingo	Gaming	80
4. Glades Electric Co-Op	Electricity	65
5. A. Duda	Agriculture	25

Source: Enterprise Florida

Key Transportation and Freight Facilities

STRATEGIC INTERMODAL SYSTEM (SIS) HIGHWAYS		US 27, SR 29
SIS RAILROADS		South Central Florida Express
SIS AIRPORTS		Southwest Florida International Airport, Palm Beach International Airport
SEAPORTS		Port of Palm Beach
NON SIS STATE HIGHWAYS		SR 78
GENERAL AVIATION AIRPORTS		Airglades Airport



Top Imports

INBOUND FREIGHT	TRUCK TONNAGE
1. Nonmetallic Minerals	108,008
2. Food or Kindred Products	25,190
3. Bulk Movement in Boxcars	23,629
4. Chemicals or Allied Products	12,283
5. Clay, Concrete, Glass or Stone	6,772

Source: IHS Global Inc.'s Transearch, 2011

Top Exports

OUTBOUND FREIGHT	TRUCK TONNAGE
1. Farm Products	1,056,399
2. Chemicals or Allied Products	156,379
3. Clay, Concrete, Glass or Stone	26,545
4. Lumber or Wood Products	10,598
5. Bulk Movement in Boxcars	457

Source: IHS Global Inc.'s Transearch, 2011



Top Trading Partners

IMPORTS	TRUCK TONNAGE
Manatee County, FL	84,758
Hillsborough County, FL	12,036
Sarasota County, FL	10,638
Highlands County, FL	8,620
Hendry County, FL	6,045

Source: IHS Global Inc.'s Transearch, 2011

Top Trading Partners






EXPORTS	TRUCK TONNAGE
Hillsborough County, FL	1,055,337
Miami-Dade County, FL	18,045
Palm Beach County, FL	13,578
Broward County, FL	12,226
Pinellas County, FL	7,998

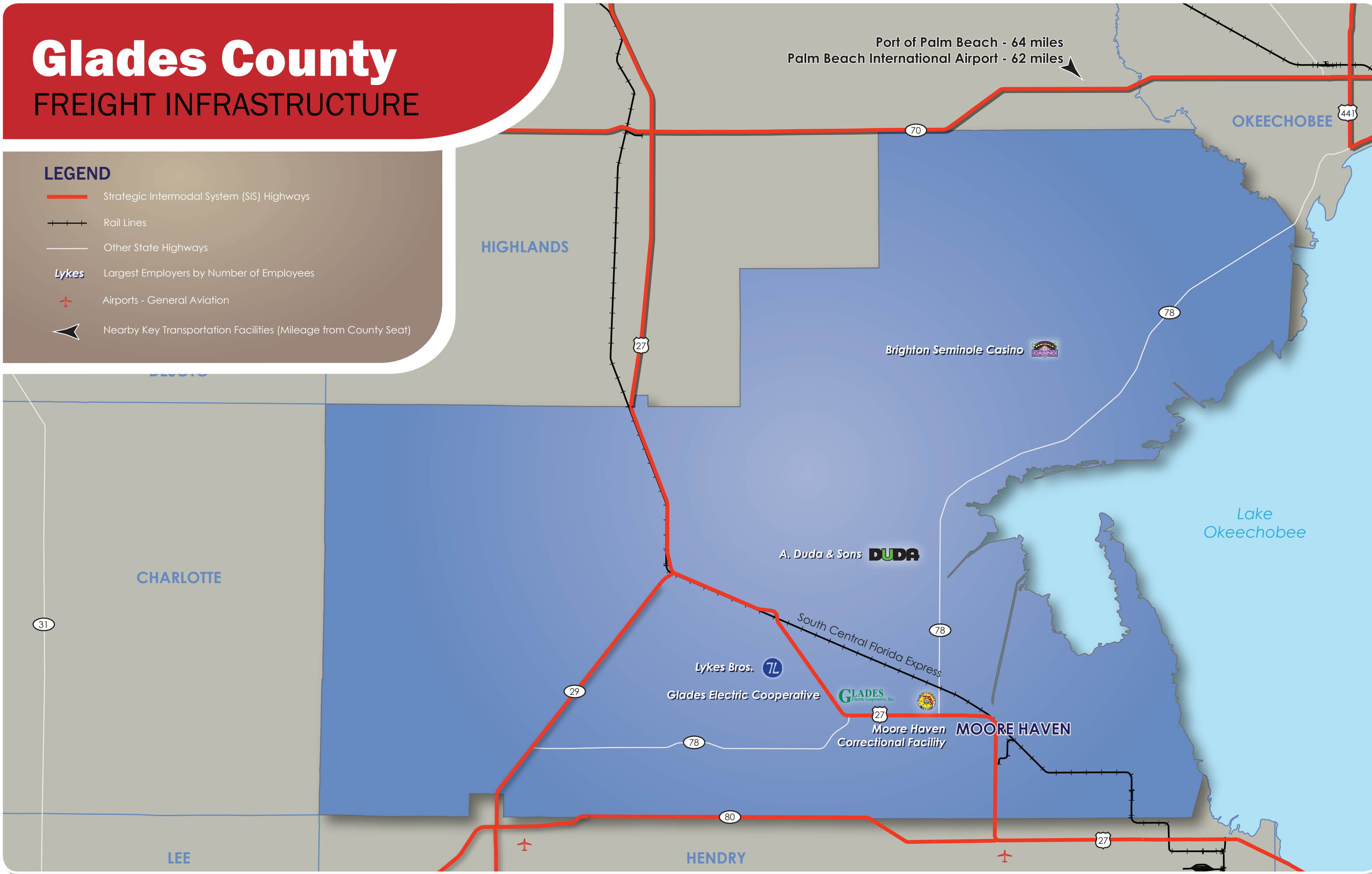
Source: IHS Global Inc.'s Transearch, 2011

Glades County

FREIGHT INFRASTRUCTURE

LEGEND

-  Strategic Intermodal System (SIS) Highways
-  Rail Lines
-  Other State Highways
- Lykes** Largest Employers by Number of Employees
-  Airports - General Aviation
-  Nearby Key Transportation Facilities (Mileage from County Seat)



Florida

FREIGHT & LOGISTICS OVERVIEW

POPULATION	U.S. POPULATION RANK	AREA	U.S. AREA RANK	POPULATION GROWTH RATE
18.8 million	4th	53,625 sq. mi.	22nd	17.6% (2000-2010)

Chamber of Commerce website: <http://www.flchamber.org>

Top Employment Sectors

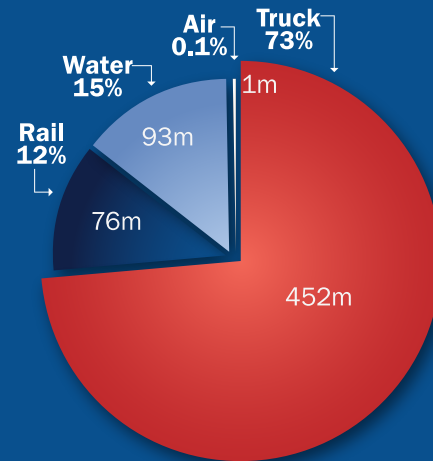
(Nonagricultural Business Groups by Industry)

1. Trade, Transportation, and Utilities
2. Education and Health Services
3. Government Services
4. Professional and Business Services
5. Healthcare and Social Assistance
6. Leisure and Hospitality

Source: Department of Economic Opportunity-Current Employment Statistics (2012)

DOMESTIC AND INTERNATIONAL MODAL MIX

(millions of tons)



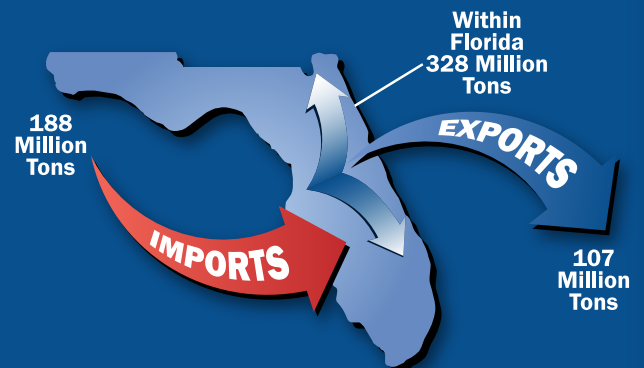
Source: Trade & Logistics Study, Florida Chamber 2009

Top Business Sector Initiatives for Retention and Promotion

1. Clean Energy
2. Information Technology
3. Life Sciences
4. Aviation/ Aerospace
5. Homeland Security/ Defense
6. Financial/ Professional Services

Source: Florida Chamber of Commerce

TOTAL FREIGHT FLOWS



Source: Trade & Logistics Study, Florida Chamber 2009

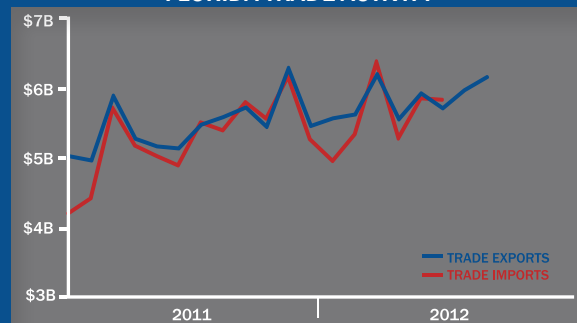
Top International Trade Partners

The state of Florida is a major international hub accounting for approximately \$149 billion in international trade activity in 2011.

EXPORTS		IMPORTS	
1. Switzerland		1. China	
2. Brazil		2. Mexico	
3. Venezuela		3. Japan	
4. Canada		4. Canada	
5. Colombia		5. Colombia	

Source: Trade & Logistics Study, Florida Chamber 2009

FLORIDA TRADE ACTIVITY



Florida infrastructure moves 762 million tons of freight traffic annually.

The state highway system sees 195,755 million annual vehicle miles of travel.

Truck travel accounted for approximately 11% of vehicle miles traveled on the SIS in 2010.

Florida has over 2,700 miles of rail lines, which move over 98 million tons of freight annually.

Florida has 784 aviation facilities, 129 public use, and 19 have commercial service.

The state boasts 2 spaceports and 5 active launch facilities.

Florida's 15 deepwater seaports moved 106.4 million tons of cargo and handled 2.8 million TEU's (20 foot equivalent container unit) in 2010.

Seven of the 15 seaports in Florida carried 12.7 million passengers, 12.1 million of which sailed on multi-day cruises in 2010.

100% of SIS waterborne freight in Florida is on a coastal or international shipping route.

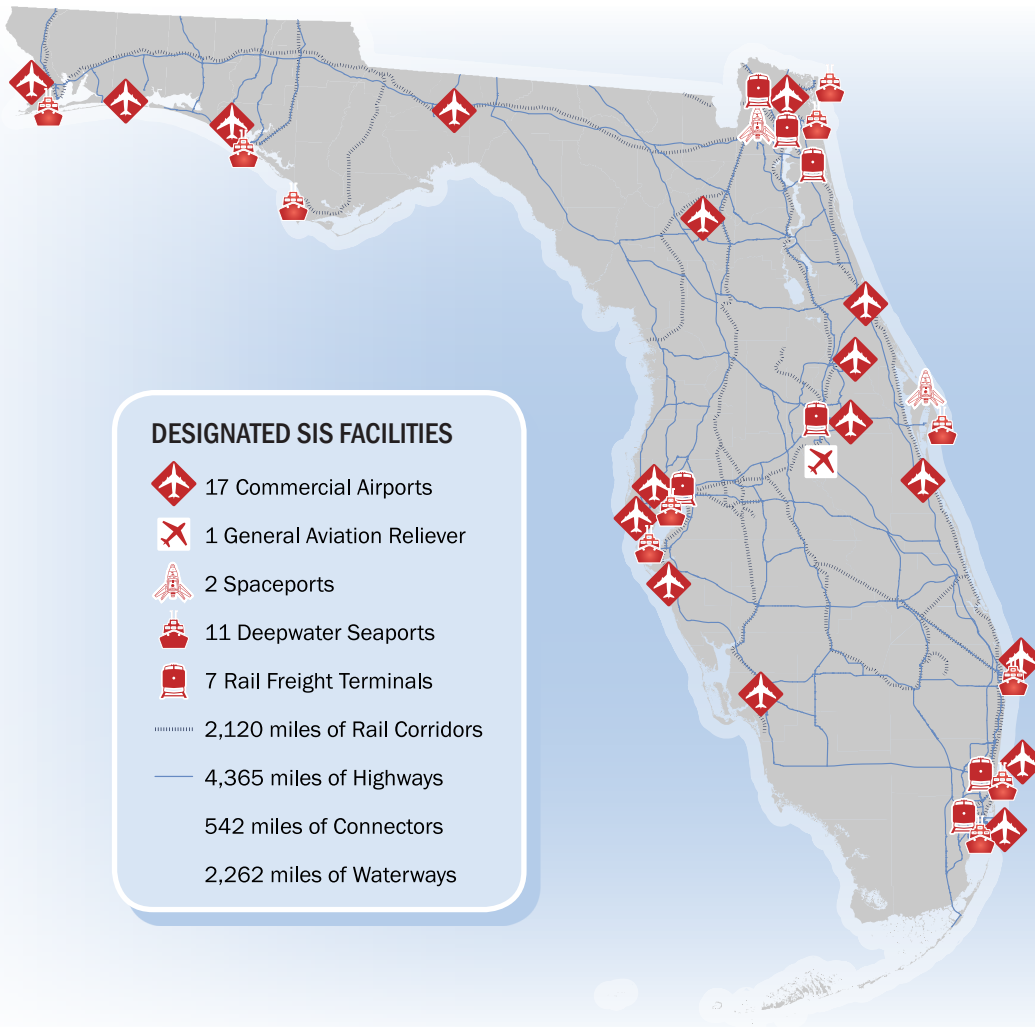
16 Fortune 500 companies have their headquarters in Florida.

Florida's Strategic Intermodal System (SIS)

- **Strategic** – Consists of statewide and regionally significant facilities and services
- **Intermodal** – Contains all forms of transportation for moving both people and goods, including linkages for smooth and efficient transfers between modes and major facilities
- **System** – Integrates individual facilities, services, forms of transportation (modes) and linkages into a single, integrated transportation network

The SIS was established to:

- Efficiently serve the mobility needs of Florida's citizens, businesses and visitors
- Help Florida become a worldwide economic leader, enhance economic prosperity and competitiveness, enrich quality of life and reflect responsible environmental stewardship





136 S. Bronough Street
Tallahassee, Florida 32301



800 N. Magnolia Avenue, Suite 1100
Orlando, Florida 32803
(407) 956-5600



1580 Waldo Palmer Lane, Suite 1
Tallahassee, Florida 32308
(850) 921-1119



A message from Governor
Scott on the future of
Florida's Freight and Trade


FDOT CONTACTS

Ananth Prasad, P.E.
Secretary of Transportation
Phone (850) 414-5205
Ananth.Prasad@dot.state.fl.us

Juan Flores
Administrator, Freight Logistics &
Passenger Operations
Phone (850) 414-5245
Juan.Flores@dot.state.fl.us

Richard Biter
Assistant Secretary for Intermodal
Systems Development
Phone (850) 414-5235
Richard.Biter@dot.state.fl.us

Bill Hattaway
District 1, Secretary
Phone (863) 519-2201
Billy.Hattaway@dot.state.fl.us



Federal Legislative Contacts

United States Senate
Bill Nelson
Phone (202) 224-5274

United States Senate
Marco Rubio
Phone (202) 224-3071

US House of Representatives
District 17, Thomas Rooney
Phone (202) 225-5792

State Legislative Contacts:

Florida Senate
District 26, Bill Galvano
Phone (850) 487-5026

Florida House of Representatives
District 55, Cary Pigman
Phone (850) 717-5055



In recognition of the significant role that freight mobility plays as an economic driver for the state, an Office of Freight, Logistics and Passenger Operations has been created at FDOT. This office has been tasked with meeting the requirements of legislation in Florida House Bill 599, as well as meeting national freight guidance offered in H.R. 4348, the Moving Ahead for Progress in the 21st Century Act (MAP-21).

HB599 requires FDOT to lead the development of a plan to "enhance the integration and connectivity of the transportation system across and between transportation modes throughout the state." For this reason, Florida is already on schedule to meet MAP-21 guidelines and has become a leader in freight issues through its ongoing work in developing a Freight Mobility and Trade Plan. For more information, please see www.freightmovesflorida.com.