
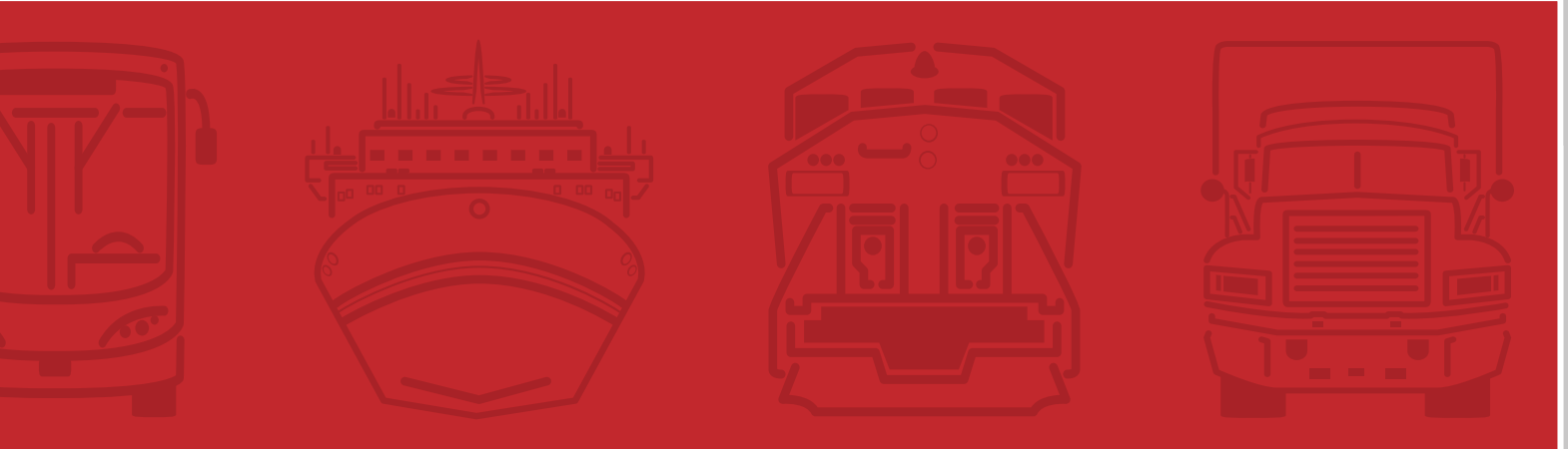


DESOTO COUNTY FREIGHT & LOGISTICS OVERVIEW

FLORIDA DEPARTMENT OF TRANSPORTATION



FDOT MISSION:

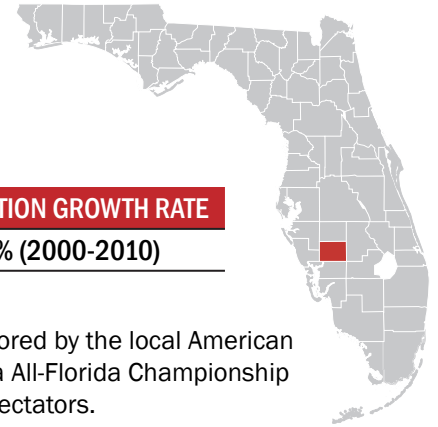
THE DEPARTMENT WILL PROVIDE A SAFE TRANSPORTATION SYSTEM THAT ENSURES THE MOBILITY OF PEOPLE AND GOODS, ENHANCES ECONOMIC PROSPERITY AND PRESERVES THE QUALITY OF OUR ENVIRONMENT AND COMMUNITIES.



January 2013

DeSoto County

FREIGHT & LOGISTICS OVERVIEW



| COUNTY SEAT | LARGEST CITY | AREA | POPULATION | POPULATION GROWTH RATE |
|-------------|--------------|------------------|------------|------------------------|
| Arcadia, FL | Arcadia, FL | 640 square miles | 34,862 | 8.2% (2000-2010) |

Primary Economic Development Contact: <http://www.co.desoto.fl.us/>

- The first official rodeo in Florida is said to have been held in Arcadia, November 1929, sponsored by the local American Legion Post. Arcadia's rodeo has grown in size, comparable to any in the country. The Arcadia All-Florida Championship Rodeo is twice a year and the annual Bull-A-Rama Extravaganza draws more than 10,000 spectators.
- Much like it was over a hundred years ago, DeSoto County's main source of economy relies on citrus groves, phosphate, and cattle.
- Most of the historical buildings you find today in Arcadia were built after 1905, after a Thanksgiving Day fire destroyed a major portion of the town.



Top 5 Growing Industries

| INDUSTRY | NET JOB CREATION |
|------------------------------------|------------------|
| 1. Retail Trade | 66 |
| 2. Transportation and Warehousing | 23 |
| 3. Accommodation and Food Services | 15 |
| 4. Wholesale Trade | 15 |
| 5. Information | 7 |

Source: Florida Department of Economic Opportunity. Labor Market Statistics Center. LEHD State of Florida County Reports-Quarterly Workforce Indicators 2010-2011.



Largest Industry Sectors by Employment

| INDUSTRY SECTORS | % OF WORKFORCE |
|---|----------------|
| 1. Trade, Transportation, and Utilities | 22.9% |
| 2. Public Administration | 17.7% |
| 3. Natural Resources and Mining | 15.3% |

Source: Enterprise Florida




Major Private Sector Employers

| EMPLOYER | BUSINESS LINE | NUMBER OF EMPLOYEES |
|---------------------------------|-----------------------------------|---------------------|
| 1. Wal-Mart Distribution Center | Distribution/ Logistics | 502 |
| 2. Wal-Mart | Retail | 300 |
| 3. Desoto Memorial Hospital | Healthcare | 290 |
| 4. Peace River Citrus | Citrus Juice | 140 |
| 5. Bethel Farms | Lawn & Gardening Items Production | 87 |

Source: Enterprise Florida

Key Transportation and Freight Facilities

| | | |
|--|---|--|
| STRATEGIC INTERMODAL SYSTEM (SIS) HIGHWAYS |  | US 17, SR 70 |
| SIS RAILROADS |  | CSX, Seminole Gulf Railway |
| SIS AIRPORTS |  | Sarasota-Manatee International Airport |
| SEAPORTS |  | Manatee Port Authority |
| NON SIS STATE HIGHWAYS |  | SR 72, SR 31 |
| GENERAL AVIATION AIRPORTS |  | DeSoto County Airport, Punta Gorda Airport |



Top Imports

| INBOUND FREIGHT | TRUCK TONNAGE |
|-------------------------------|---------------|
| 1. Nonmetallic Minerals | 96,227 |
| 2. Bulk Movement in Boxcars | 89,722 |
| 3. Food or Kindred Products | 81,857 |
| 4. Farm Products | 41,611 |
| 5. Petroleum or Coal Products | 24,854 |

Source: IHS Global Inc.'s Transearch, 2011

Top Exports

| OUTBOUND FREIGHT | TRUCK TONNAGE |
|-----------------------------------|---------------|
| 1. Farm Products | 816,216 |
| 2. Food or Kindred Products | 115,805 |
| 3. Nonmetallic Minerals | 78,991 |
| 4. Lumber or Wood Products | 36,864 |
| 5. Clay, Concrete, Glass or Stone | 11,387 |

Source: IHS Global Inc.'s Transearch, 2011



Top Trading Partners

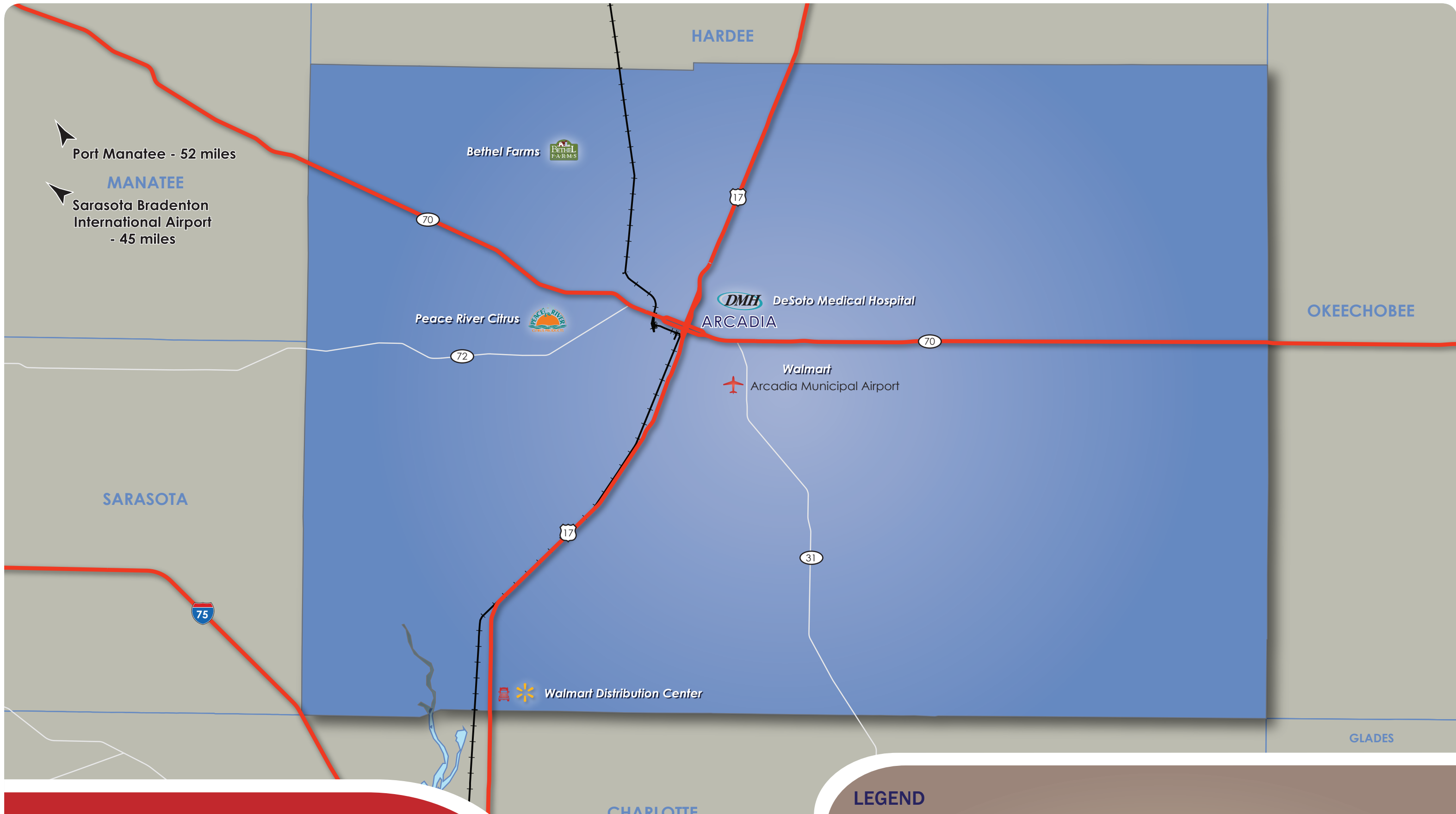
| IMPORTS | TRUCK TONNAGE |
|-----------------------|---------------|
| Lee County, FL | 55,976 |
| Palm Beach County, FL | 29,538 |
| Miami-Dade County, FL | 27,836 |
| Charlotte County, FL | 24,470 |
| Broward County, FL | 18,980 |

Source: IHS Global Inc.'s Transearch, 2011

Top Trading Partners

| EXPORTS | TRUCK TONNAGE |
|-------------------------|---------------|
| Miami-Dade County, FL | 95,746 |
| Lee County, FL | 42,929 |
| Palm Beach County, FL | 24,263 |
| Hillsborough County, FL | 22,345 |
| Sarasota County, FL | 20,706 |








Source: IHS Global Inc.'s Transearch, 2011



DeSoto County

FREIGHT INFRASTRUCTURE

LEGEND

| | | | |
|---|---|---|--|
|  | Strategic Intermodal System (SIS) Highways |  | Largest Employers by Number of Employees |
|  | Rail Lines |  | Airports - General Aviation |
|  | Other State Highways |  | Freight Distribution Centers |
|  | Nearby Key Transportation Facilities (Mileage from County Seat) | | |

Florida

FREIGHT & LOGISTICS OVERVIEW

| POPULATION | U.S. POPULATION RANK | AREA | U.S. AREA RANK | POPULATION GROWTH RATE |
|--------------|----------------------|----------------|----------------|------------------------|
| 18.8 million | 4th | 53,625 sq. mi. | 22nd | 17.6% (2000-2010) |

Chamber of Commerce website: <http://www.flchamber.org>

Top Employment Sectors

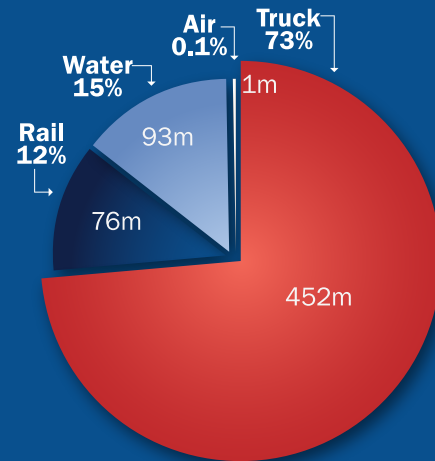
(Nonagricultural Business Groups by Industry)

1. Trade, Transportation, and Utilities
2. Education and Health Services
3. Government Services
4. Professional and Business Services
5. Healthcare and Social Assistance
6. Leisure and Hospitality

Source: Department of Economic Opportunity-Current Employment Statistics (2012)

DOMESTIC AND INTERNATIONAL MODAL MIX

(millions of tons)



Source: Trade & Logistics Study, Florida Chamber 2009

Top Business Sector Initiatives for Retention and Promotion

1. Clean Energy
2. Information Technology
3. Life Sciences
4. Aviation/ Aerospace
5. Homeland Security/ Defense
6. Financial/ Professional Services

Source: Florida Chamber of Commerce

TOTAL FREIGHT FLOWS



Source: Trade & Logistics Study, Florida Chamber 2009

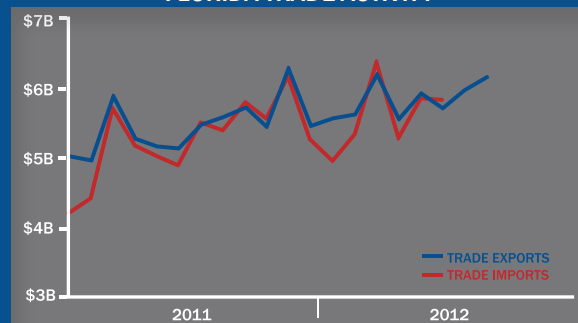
Top International Trade Partners

The state of Florida is a major international hub accounting for approximately \$149 billion in international trade activity in 2011.

| EXPORTS | | IMPORTS | |
|----------------|--|-------------|--|
| 1. Switzerland | | 1. China | |
| 2. Brazil | | 2. Mexico | |
| 3. Venezuela | | 3. Japan | |
| 4. Canada | | 4. Canada | |
| 5. Colombia | | 5. Colombia | |

Source: Trade & Logistics Study, Florida Chamber 2009

FLORIDA TRADE ACTIVITY



Florida infrastructure moves 762 million tons of freight traffic annually.

The state highway system sees 195,755 million annual vehicle miles of travel.

Truck travel accounted for approximately 11% of vehicle miles traveled on the SIS in 2010.

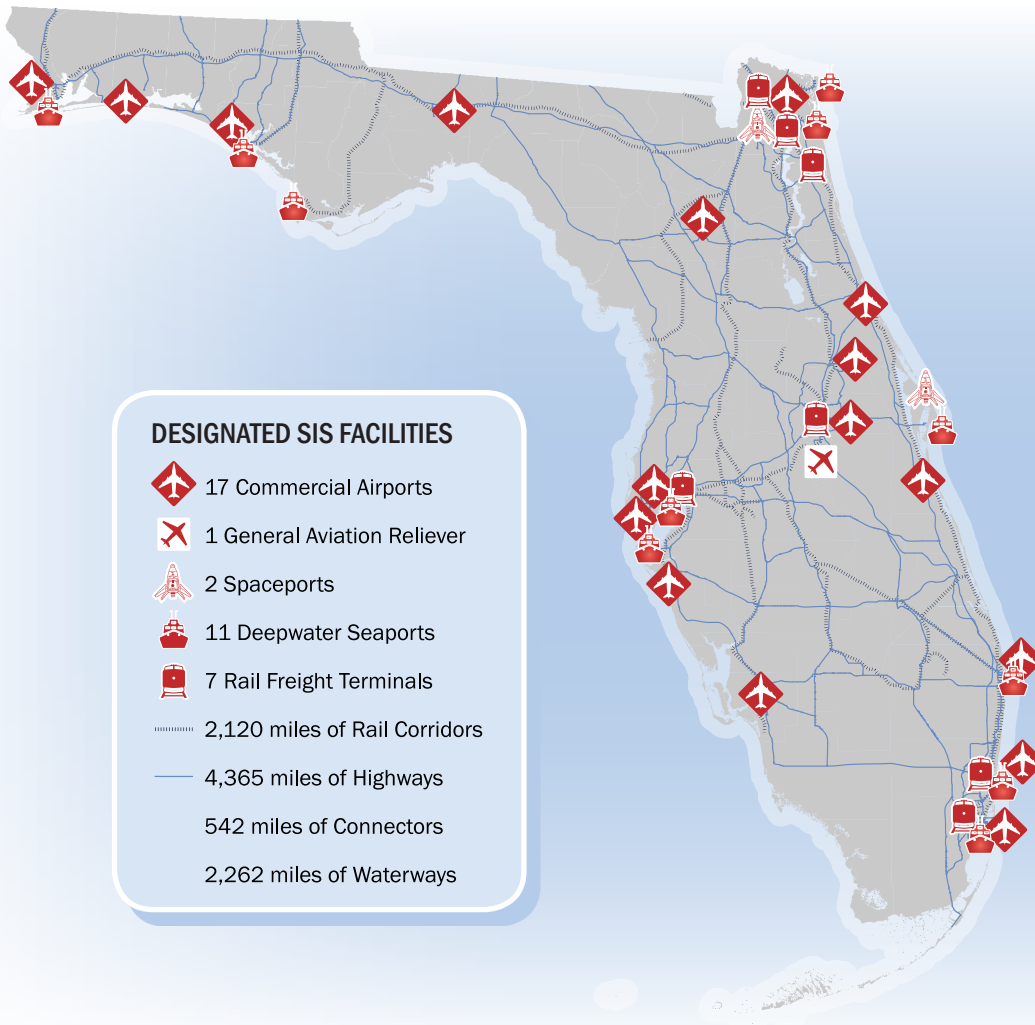
Florida has over 2,700 miles of rail lines, which move over 98 million tons of freight annually.

Florida's Strategic Intermodal System (SIS)

- **Strategic** – Consists of statewide and regionally significant facilities and services
- **Intermodal** – Contains all forms of transportation for moving both people and goods, including linkages for smooth and efficient transfers between modes and major facilities
- **System** – Integrates individual facilities, services, forms of transportation (modes) and linkages into a single, integrated transportation network

The SIS was established to:

- Efficiently serve the mobility needs of Florida's citizens, businesses and visitors
- Help Florida become a worldwide economic leader, enhance economic prosperity and competitiveness, enrich quality of life and reflect responsible environmental stewardship



Florida has 784 aviation facilities, 129 public use, and 19 have commercial service.

The state boasts 2 spaceports and 5 active launch facilities.

Florida's 15 deepwater seaports moved 106.4 million tons of cargo and handled 2.8 million TEU's (20 foot equivalent container unit) in 2010.

Seven of the 15 seaports in Florida carried 12.7 million passengers, 12.1 million of which sailed on multi-day cruises in 2010.

100% of SIS waterborne freight in Florida is on a coastal or international shipping route.

16 Fortune 500 companies have their headquarters in Florida.



136 S. Bronough Street
Tallahassee, Florida 32301



800 N. Magnolia Avenue, Suite 1100
Orlando, Florida 32803
(407) 956-5600



1580 Waldo Palmer Lane, Suite 1
Tallahassee, Florida 32308
(850) 921-1119



A message from Governor
Scott on the future of
Florida's Freight and Trade


FDOT CONTACTS

Ananth Prasad, P.E.
Secretary of Transportation
Phone (850) 414-5205
Ananth.Prasad@dot.state.fl.us

Juan Flores
Administrator, Freight Logistics &
Passenger Operations
Phone (850) 414-5245
Juan.Flores@dot.state.fl.us

Richard Biter
Assistant Secretary for Intermodal
Systems Development
Phone (850) 414-5235
Richard.Biter@dot.state.fl.us

Bill Hattaway
District 1, Secretary
Phone (863) 519-2201
Billy.Hattaway@dot.state.fl.us



Federal Legislative Contacts

United States Senate
Bill Nelson
Phone (202) 224-5274

United States Senate
Marco Rubio
Phone (202) 224-3071

US House of Representatives
District 17, Thomas Rooney
Phone (202) 225-5792

State Legislative Contacts:

Florida Senate
District 26, Bill Galvano
Phone (850) 487-5026

Florida House of Representatives
District 56, Ben Albritton
Phone (850) 717-5056



In recognition of the significant role that freight mobility plays as an economic driver for the state, an Office of Freight, Logistics and Passenger Operations has been created at FDOT. This office has been tasked with meeting the requirements of legislation in Florida House Bill 599, as well as meeting national freight guidance offered in H.R. 4348, the Moving Ahead for Progress in the 21st Century Act (MAP-21).

HB599 requires FDOT to lead the development of a plan to "enhance the integration and connectivity of the transportation system across and between transportation modes throughout the state." For this reason, Florida is already on schedule to meet MAP-21 guidelines and has become a leader in freight issues through its ongoing work in developing a Freight Mobility and Trade Plan. For more information, please see www.freightmovesflorida.com.