

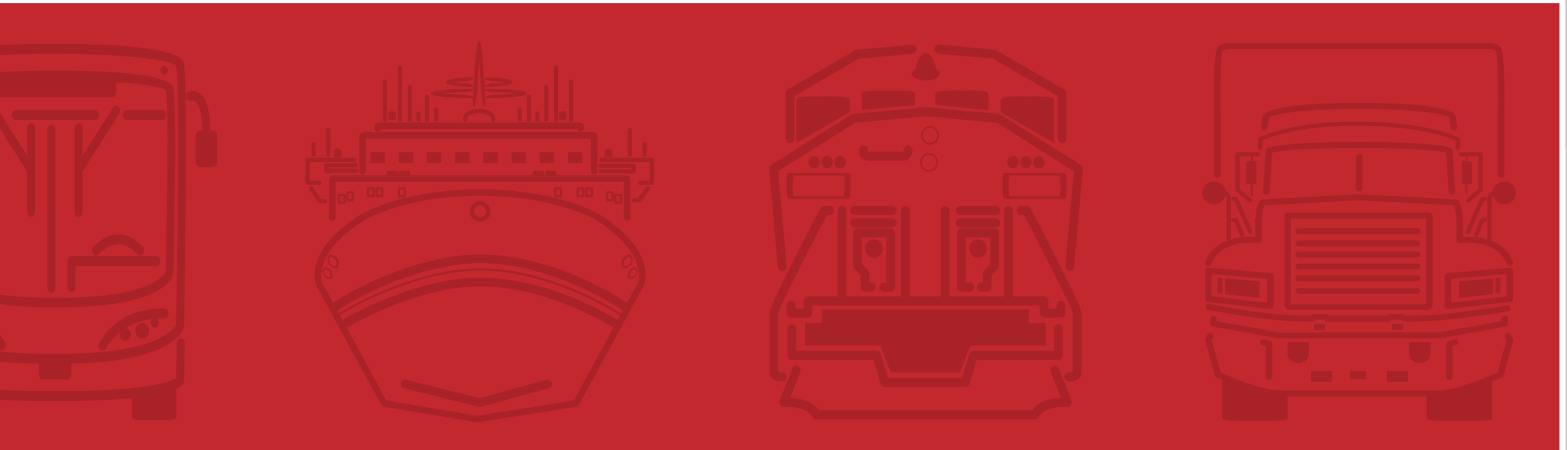


CHARLOTTE COUNTY FREIGHT & LOGISTICS OVERVIEW

FLORIDA DEPARTMENT OF TRANSPORTATION



FDOT MISSION:

THE DEPARTMENT WILL PROVIDE A SAFE TRANSPORTATION SYSTEM THAT ENSURES THE MOBILITY OF PEOPLE AND GOODS, ENHANCES ECONOMIC PROSPERITY AND PRESERVES THE QUALITY OF OUR ENVIRONMENT AND COMMUNITIES.



January 2013

Charlotte County

FREIGHT & LOGISTICS OVERVIEW



COUNTY SEAT	LARGEST CITY	AREA	POPULATION	POPULATION GROWTH RATE
Punta Gorda, FL	Punta Gorda, FL	859 Square Miles	159,978	13.0% (2000-2010)

Primary Economic Development Contact: <http://www.floridasinnovationcoast.com/>

- Situated on and around pristine Charlotte Harbor, Florida's second-largest estuarine system, the communities of Charlotte County reflect the unique ambiance of the area.
- The City of Punta Gorda is a charming and historic waterfront town which traces its roots to a landing at Live Oak Point on the Peace River by Hernando DeSoto in 1539. The name itself means "Broad Point" in Spanish, the language of the conquistadors, and a colorful festival each year celebrates Ponce De Leon's Landing (1513) on Pine Island in Charlotte Harbor. Now more than 120 years old, Punta Gorda remains Charlotte County's only incorporated city.



Top 5 Growing Industries

INDUSTRY	NET JOB CREATION
1. Administrative, Support, Waste Management, and Remediation Services	697
2. Professional, Scientific and Technical Services	101
3. Finance and Insurance	30
4. Wholesale Trade	24
5. Transportation and Warehousing	22

Source: Florida Department of Economic Opportunity, Labor Market Statistics Center, LEHD State of Florida County Reports-Quarterly Workforce Indicators 2010-2011



Largest Industry Sectors by Employment

INDUSTRY SECTORS	% OF WORKFORCE
1. Trade, Transportation, and Utilities	23.5%
2. Education and Health Services	21.4%
3. Leisure and Hospitality	14.5%

Source: Enterprise Florida









Major Private Sector Employers

EMPLOYER	BUSINESS LINE	NUMBER OF EMPLOYEES
1. Wal-Mart Associates, Inc.	Retails	1,424
2. Peace River Regional Medical Center	Hospital, Healthcare	1,067
3. Charlotte Regional Medical Center	Hospital, Healthcare	984
4. Publix Supermarkets	Retail	977
5. Fawcett Memorial Hospital, Inc.	Hospital, Healthcare	352

Source: Enterprise Florida

Key Transportation and Freight Facilities

STRATEGIC INTERMODAL SYSTEM (SIS) HIGHWAYS		I-75, US 17
SIS RAILROADS		Seminole Gulf Railway
SIS AIRPORTS		Southwest Florida International Airport
SEAPORTS		Port of Manatee
NON SIS STATE HIGHWAYS		US 41, SR 31, SR 776
GENERAL AVIATION AIRPORTS		Punta Gorda Airport, Shell Creek Airport



Top Imports


INBOUND FREIGHT	TRUCK TONNAGE
1. Nonmetallic Minerals	383,641
2. Bulk Movement in Boxcars	345,377
3. Clay, Concrete, Glass or Stone	175,538
4. Petroleum or Coal Products	132,765
5. Food or Kindred Products	91,217

Source: IHS Global Inc.'s Transearch, 2011

Top Exports

OUTBOUND FREIGHT	TRUCK TONNAGE
1. Nonmetallic Minerals	1,381,687
2. Clay, Concrete, Glass or Stone	216,846
3. Farm Products	136,797
4. Petroleum or Coal Products	114,095
5. Primary Metal Products	25,943

Source: IHS Global Inc.'s Transearch, 2011



Top Trading Partners

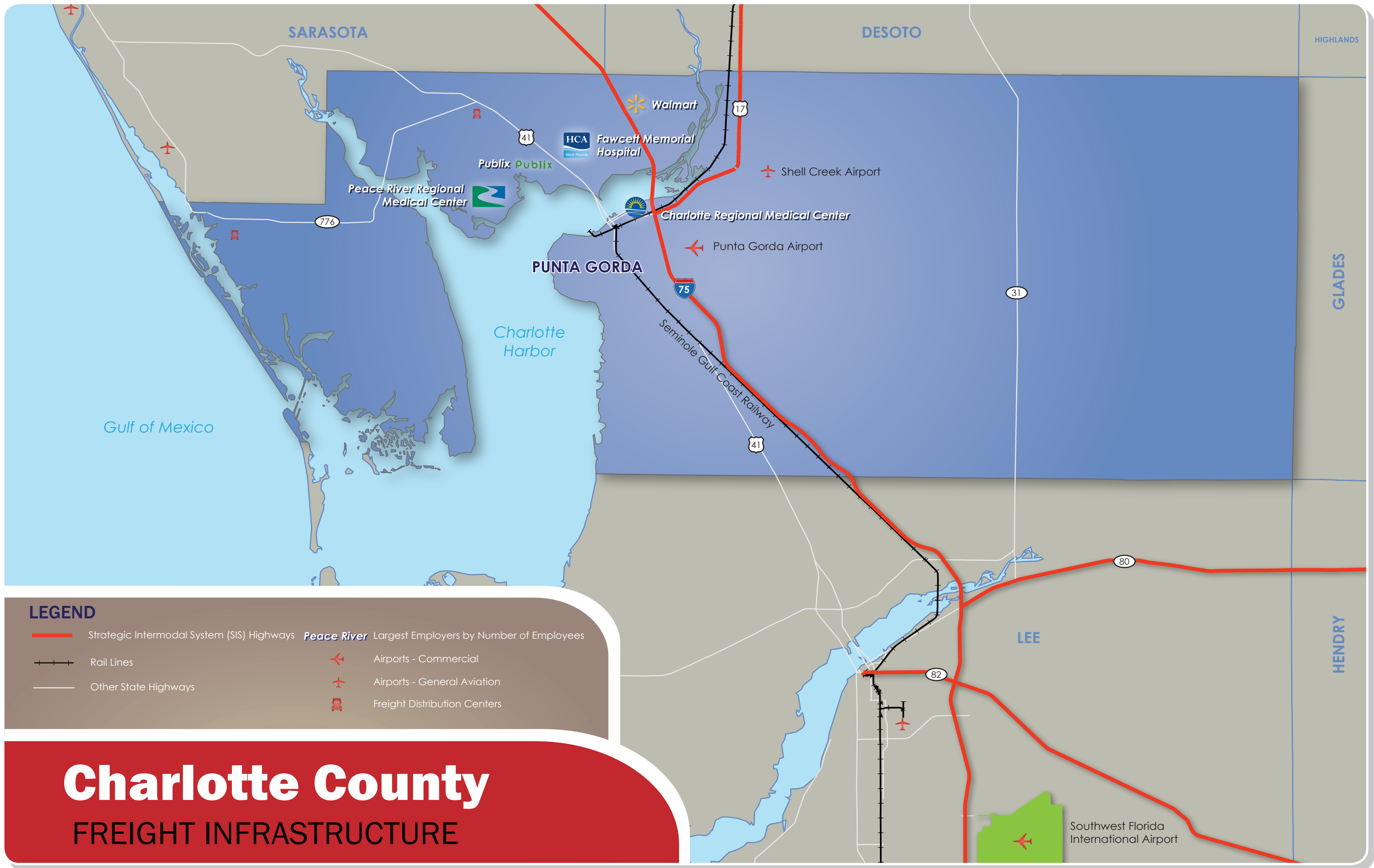
IMPORTS	TRUCK TONNAGE
Lee County, FL	337,031
Miami-Dade County, FL	167,585
Hillsborough County, FL	112,511
Polk County, FL	105,580
Broward County, FL	89,524

Source: IHS Global Inc.'s Transearch, 2011

Top Trading Partners

EXPORTS	TRUCK TONNAGE
Lee County, FL	784,654
Sarasota County, FL	655,795
Collier County, FL	114,370
Hillsborough County, FL	49,602
Pinellas County, FL	37,586

Source: IHS Global Inc.'s Transearch, 2011



LEGEND

- Strategic Intermodal System (SIS) Highways
- Peace River Largest Employers by Number of Employees
- +—+—+— Rail Lines
- ✈ Airports - Commercial
- Other State Highways
- ✈ Airports - General Aviation
- 🚚 Freight Distribution Centers

Charlotte County

FREIGHT INFRASTRUCTURE



Florida

FREIGHT & LOGISTICS OVERVIEW

POPULATION	U.S. POPULATION RANK	AREA	U.S. AREA RANK	POPULATION GROWTH RATE
18.8 million	4th	53,625 sq. mi.	22nd	17.6% (2000-2010)

Chamber of Commerce website: <http://www.flchamber.org>

Top Employment Sectors

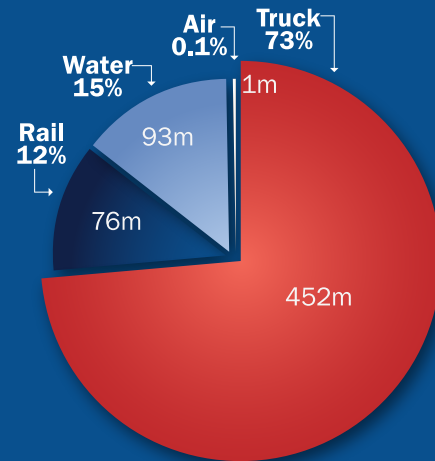
(Nonagricultural Business Groups by Industry)

1. Trade, Transportation, and Utilities
2. Education and Health Services
3. Government Services
4. Professional and Business Services
5. Healthcare and Social Assistance
6. Leisure and Hospitality

Source: Department of Economic Opportunity-Current Employment Statistics (2012)

DOMESTIC AND INTERNATIONAL MODAL MIX

(millions of tons)



Source: Trade & Logistics Study, Florida Chamber 2009

Top Business Sector Initiatives for Retention and Promotion

1. Clean Energy
2. Information Technology
3. Life Sciences
4. Aviation/ Aerospace
5. Homeland Security/ Defense
6. Financial/ Professional Services

Source: Florida Chamber of Commerce

TOTAL FREIGHT FLOWS



Source: Trade & Logistics Study, Florida Chamber 2009

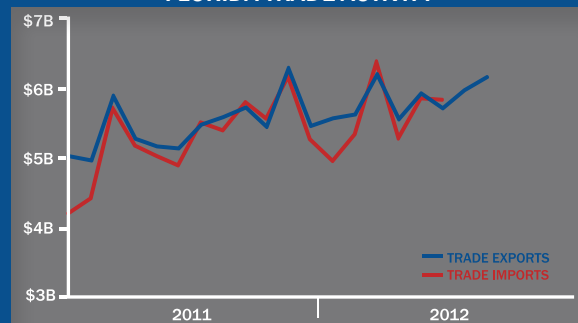
Top International Trade Partners

The state of Florida is a major international hub accounting for approximately \$149 billion in international trade activity in 2011.

EXPORTS		IMPORTS	
1. Switzerland		1. China	
2. Brazil		2. Mexico	
3. Venezuela		3. Japan	
4. Canada		4. Canada	
5. Colombia		5. Colombia	

Source: Trade & Logistics Study, Florida Chamber 2009

FLORIDA TRADE ACTIVITY



Florida infrastructure moves 762 million tons of freight traffic annually.

The state highway system sees 195,755 million annual vehicle miles of travel.

Truck travel accounted for approximately 11% of vehicle miles traveled on the SIS in 2010.

Florida has over 2,700 miles of rail lines, which move over 98 million tons of freight annually.

Florida has 784 aviation facilities, 129 public use, and 19 have commercial service.

The state boasts 2 spaceports and 5 active launch facilities.

Florida's 15 deepwater seaports moved 106.4 million tons of cargo and handled 2.8 million TEU's (20 foot equivalent container unit) in 2010.

Seven of the 15 seaports in Florida carried 12.7 million passengers, 12.1 million of which sailed on multi-day cruises in 2010.

100% of SIS waterborne freight in Florida is on a coastal or international shipping route.

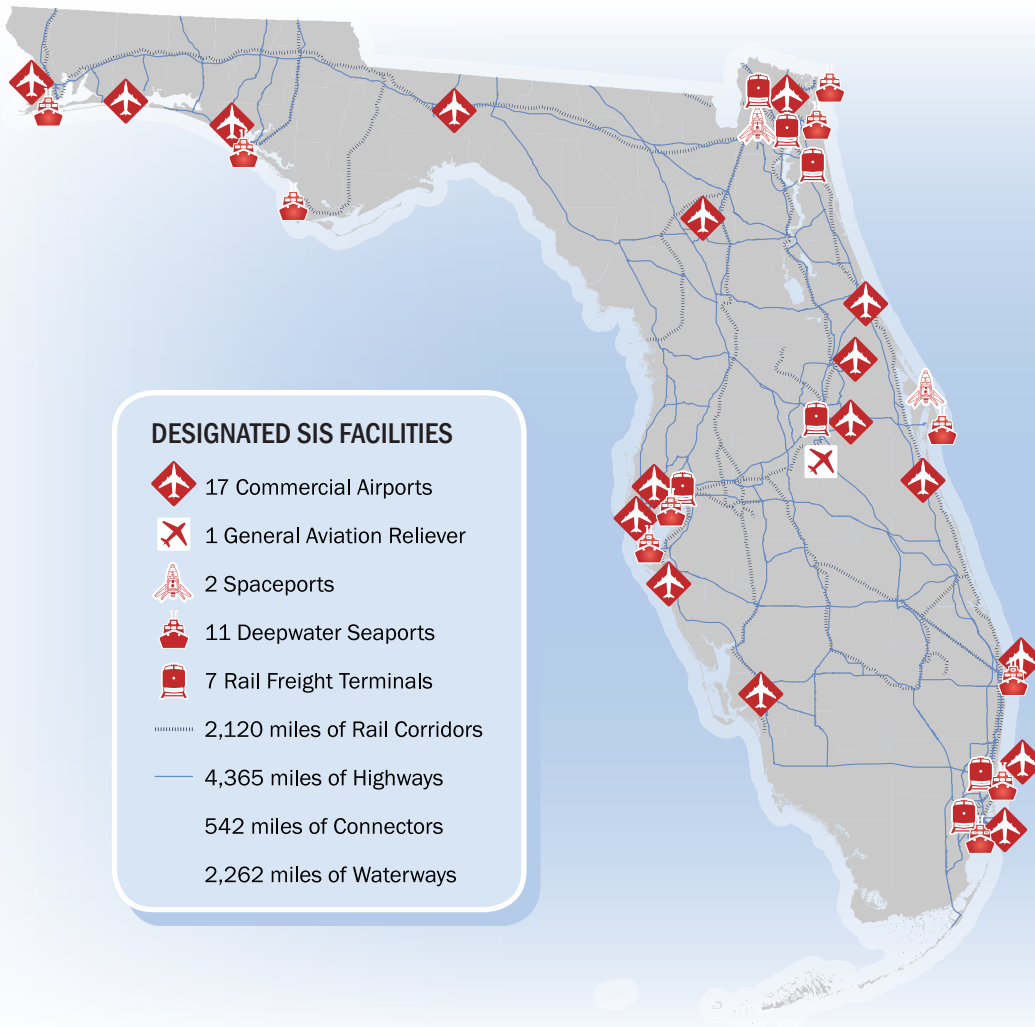
16 Fortune 500 companies have their headquarters in Florida.

Florida's Strategic Intermodal System (SIS)

- **Strategic** – Consists of statewide and regionally significant facilities and services
- **Intermodal** – Contains all forms of transportation for moving both people and goods, including linkages for smooth and efficient transfers between modes and major facilities
- **System** – Integrates individual facilities, services, forms of transportation (modes) and linkages into a single, integrated transportation network

The SIS was established to:

- Efficiently serve the mobility needs of Florida's citizens, businesses and visitors
- Help Florida become a worldwide economic leader, enhance economic prosperity and competitiveness, enrich quality of life and reflect responsible environmental stewardship





136 S. Bronough Street
Tallahassee, Florida 32301



800 N. Magnolia Avenue, Suite 1100
Orlando, Florida 32803
(407) 956-5600



1580 Waldo Palmer Lane, Suite 1
Tallahassee, Florida 32308
(850) 921-1119



A message from Governor
Scott on the future of
Florida's Freight and Trade


FDOT CONTACTS

Ananth Prasad, P.E.
Secretary of Transportation
Phone (850) 414-5205
Ananth.Prasad@dot.state.fl.us

Juan Flores
Administrator, Freight Logistics &
Passenger Operations
Phone (850) 414-5245
Juan.Flores@dot.state.fl.us

Richard Biter
Assistant Secretary for Intermodal
Systems Development
Phone (850) 414-5235
Richard.Biter@dot.state.fl.us

Bill Hattaway
District 1, Secretary
Phone (863) 519-2201
Billy.Hattaway@dot.state.fl.us



Federal Legislative Contacts

United States Senate
Bill Nelson
Phone (202) 224-5274

United States Senate
Marco Rubio
Phone (202) 224-3041

US House of Representatives
District 17, Thomas Rooney
Phone (202) 225-5792

State Legislative Contacts:

Florida Senate
District 26, Bill Galvano
Phone (850) 487-5026

Florida Senate
District 28, Nancy Detert
Phone (850) 487-5028

Florida Senate
District 30, Lizbeth Benacquisto
Phone (850) 487-5030

Florida House of Representatives
District 75, Kenneth Roberson
Phone (850) 717-5075



In recognition of the significant role that freight mobility plays as an economic driver for the state, an Office of Freight, Logistics and Passenger Operations has been created at FDOT. This office has been tasked with meeting the requirements of legislation in Florida House Bill 599, as well as meeting national freight guidance offered in H.R. 4348, the Moving Ahead for Progress in the 21st Century Act (MAP-21).

HB599 requires FDOT to lead the development of a plan to "enhance the integration and connectivity of the transportation system across and between transportation modes throughout the state." For this reason, Florida is already on schedule to meet MAP-21 guidelines and has become a leader in freight issues through its ongoing work in developing a Freight Mobility and Trade Plan. For more information, please see www.freightmovesflorida.com.