



CALHOUN COUNTY FREIGHT & LOGISTICS OVERVIEW

FLORIDA DEPARTMENT OF TRANSPORTATION



FDOT MISSION:

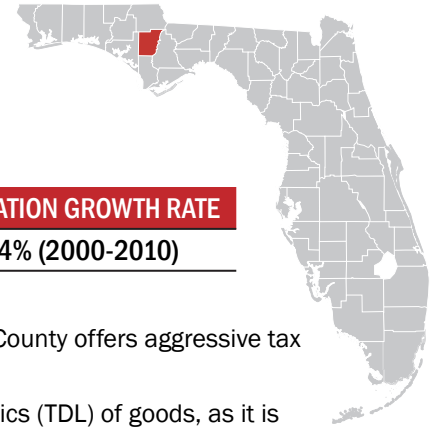
THE DEPARTMENT WILL PROVIDE A SAFE TRANSPORTATION SYSTEM THAT ENSURES THE MOBILITY OF PEOPLE AND GOODS, ENHANCES ECONOMIC PROSPERITY AND PRESERVES THE QUALITY OF OUR ENVIRONMENT AND COMMUNITIES.



January 2013

Calhoun County

FREIGHT & LOGISTICS OVERVIEW



COUNTY SEAT	LARGEST CITY	AREA	POPULATION	POPULATION GROWTH RATE
Blountstown, FL	Blountstown, FL	574.34 square miles	14,625	12.4% (2000-2010)

Primary Economic Development Contact: <http://www.calhounco.org>

- Designated as a Northwest Florida Rural Area of Critical Economic Concern (RACEC), Calhoun County offers aggressive tax incentives to new and expanding businesses.
- The county is in a unique location that makes it ideal for transportation, distribution, and logistics (TDL) of goods, as it is accessible by ground to virtually every primary southeastern market within a one-day truck haul.
- The county is home to the corporate office of the Oglesby Plants International, one of the United States' most experienced plant tissues culture laboratories. A worldwide leader in the development and marketing of new plant varieties and is one of the largest private sector employers in the county.



Top 5 Growing Industries

INDUSTRY	NET JOB CREATION
1. Retail Trade	59
2. Administrative, Support, Waste Management and Remediation Services	8
3. Manufacturing	7
4. Professional, Scientific, and Technical Services	5
5. Transportation	4

Source: Florida Department of Economic Opportunity, Labor Market Statistics Center, LEHD State of Florida County Reports-Quarterly Workforce Indicators 2010-2011



Largest Industry Sectors by Employment

INDUSTRY SECTORS	% OF WORKFORCE
1. Education and Health Services	14.8%
2. Trade, Transportation, and Utilities	13.1%
3. Leisure and Hospitality	8.3%

Source: Enterprise Florida









Major Private Sector Employers

EMPLOYER	BUSINESS LINE	NUMBER OF EMPLOYEES
1. Shelton Trucking Services	Freight	370
2. Parthenon Business Line	Extended Healthcare	160
3. Blountstown Health and Rehab	Extended Healthcare	130
4. Oglesby Plants International	Agriculture / Plants	110
5. Calhoun Liberty Hospital	Healthcare	101

Source: Enterprise Florida

Key Transportation and Freight Facilities

STRATEGIC INTERMODAL SYSTEM (SIS) HIGHWAYS		US 231
SIS RAILROADS		Bayline
SIS AIRPORTS		Northwest Florida Beaches International Airport, Tallahassee Regional
SEAPORTS		Port of Panama City
NON SIS STATE HIGHWAYS		SR 20, SR 69, SR 71, SR 73
GENERAL AVIATION AIRPORTS		Calhoun County Airport



Top Imports

INBOUND FREIGHT	TRUCK TONNAGE
1. Lumber or Wood Products	66,162
2. Bulk Movement in Boxcars	22,325
3. Food or Kindred Products	22,180
4. Nonmetallic Minerals	11,623
5. Farm Products	9,875

Source: IHS Global Inc.'s Transearch, 2011

Top Exports

OUTBOUND FREIGHT	TRUCK TONNAGE
1. Lumber or Wood Products	192,739
2. Farm Products	16,660
3. Waste or Scrap Materials	11,860
4. Chemicals or Allied Products	10,614
5. Bulk Movement in Boxcars	4,892

Source: IHS Global Inc.'s Transearch, 2011



EXPORTS

Calhoun County

IMPORTS



Top Trading Partners

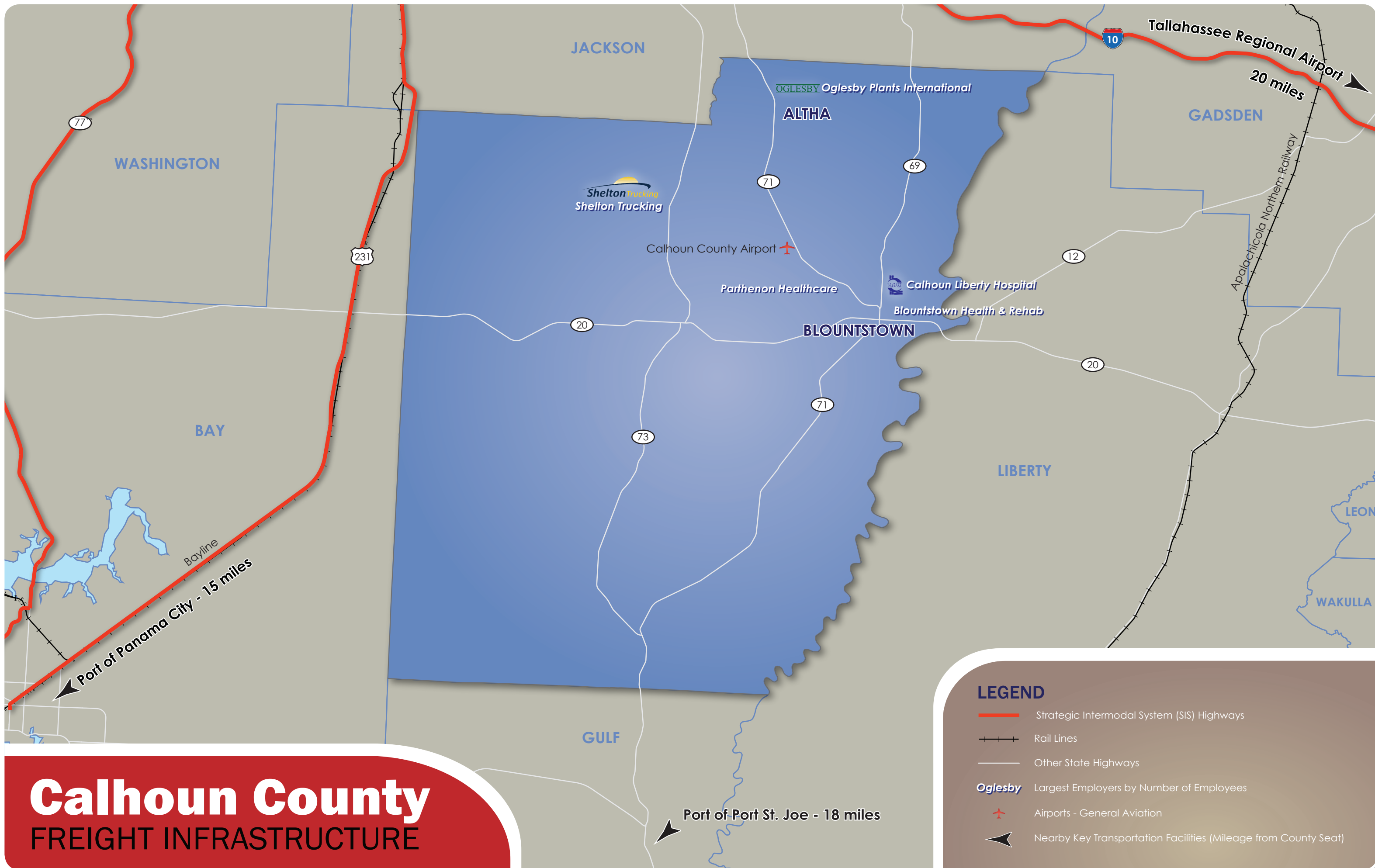
IMPORTS	TRUCK TONNAGE
Bay County, FL	14,641
Gulf County, FL	12,330
Miami-Dade County, FL	9,401
Jackson County, FL	8,650
Taylor County, FL	7,163

Source: IHS Global Inc.'s Transearch, 2011

Top Trading Partners

EXPORTS	TRUCK TONNAGE
Taylor County, FL	29,410
Early County, GA	15,018
Thomas County, GA	11,055
Hillsborough County, FL	9,561
Barbour County, AL	6,955

Source: IHS Global Inc.'s Transearch, 2011



Calhoun County

FREIGHT INFRASTRUCTURE

LEGEND

- Strategic Intermodal System (SIS) Highways
- Rail Lines
- Other State Highways
- Oglesby** Largest Employers by Number of Employees
- ✈ Airports - General Aviation
- Nearby Key Transportation Facilities (Mileage from County Seat)

JACKSON

WASHINGTON

BAY

GULF

OGLESBY Oglesby Plants International

ALTHA

GADSDEN

Shelton Trucking
Shelton Trucking

Calhoun County Airport ✈

Parthenon Healthcare

Calhoun Liberty Hospital

Blountstown Health & Rehab

BLOUNTSTOWN

LIBERTY

LEON

WAKULLA

Tallahassee Regional Airport
20 miles ➤

77

231

12

20

20

Bayline
Port of Panama City - 15 miles ➤

73

71

71

69

Port of Port St. Joe - 18 miles ➤

Apalachicola Northern Railway

10

Florida

FREIGHT & LOGISTICS OVERVIEW

POPULATION	U.S. POPULATION RANK	AREA	U.S. AREA RANK	POPULATION GROWTH RATE
18.8 million	4th	53,625 sq. mi.	22nd	17.6% (2000-2010)

Chamber of Commerce website: <http://www.flchamber.org>

Top Employment Sectors

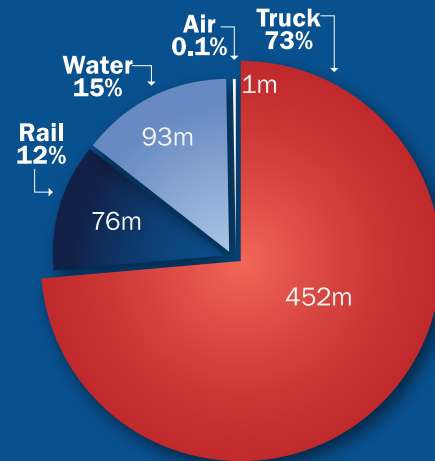
(Nonagricultural Business Groups by Industry)

1. Trade, Transportation, and Utilities
2. Education and Health Services
3. Government Services
4. Professional and Business Services
5. Healthcare and Social Assistance
6. Leisure and Hospitality

Source: Department of Economic Opportunity-Current Employment Statistics (2012)

DOMESTIC AND INTERNATIONAL MODAL MIX

(millions of tons)



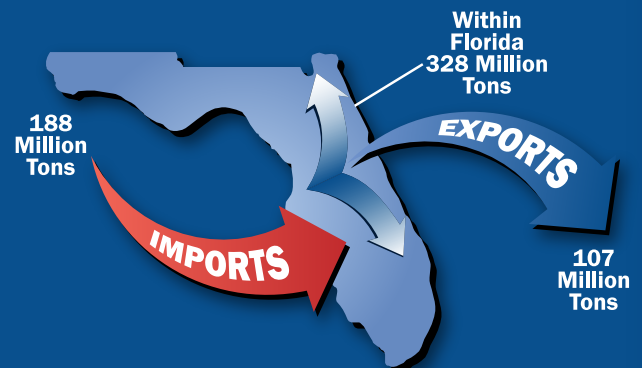
Source: Trade & Logistics Study, Florida Chamber 2009

Top Business Sector Initiatives for Retention and Promotion

1. Clean Energy
2. Information Technology
3. Life Sciences
4. Aviation/ Aerospace
5. Homeland Security/ Defense
6. Financial/ Professional Services

Source: Florida Chamber of Commerce

TOTAL FREIGHT FLOWS



Source: Trade & Logistics Study, Florida Chamber 2009

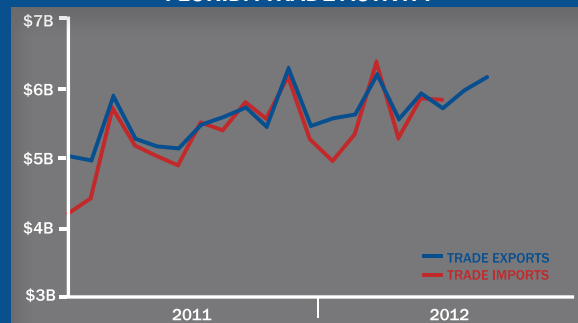
Top International Trade Partners

The state of Florida is a major international hub accounting for approximately \$149 billion in international trade activity in 2011.

EXPORTS		IMPORTS	
1. Switzerland		1. China	
2. Brazil		2. Mexico	
3. Venezuela		3. Japan	
4. Canada		4. Canada	
5. Colombia		5. Colombia	

Source: Trade & Logistics Study, Florida Chamber 2009

FLORIDA TRADE ACTIVITY



Florida infrastructure moves 762 million tons of freight traffic annually.

The state highway system sees 195,755 million annual vehicle miles of travel.

Truck travel accounted for approximately 11% of vehicle miles traveled on the SIS in 2010.

Florida has over 2,700 miles of rail lines, which move over 98 million tons of freight annually.

Florida has 784 aviation facilities, 129 public use, and 19 have commercial service.

The state boasts 2 spaceports and 5 active launch facilities.

Florida's 15 deepwater seaports moved 106.4 million tons of cargo and handled 2.8 million TEU's (20 foot equivalent container unit) in 2010.

Seven of the 15 seaports in Florida carried 12.7 million passengers, 12.1 million of which sailed on multi-day cruises in 2010.

100% of SIS waterborne freight in Florida is on a coastal or international shipping route.

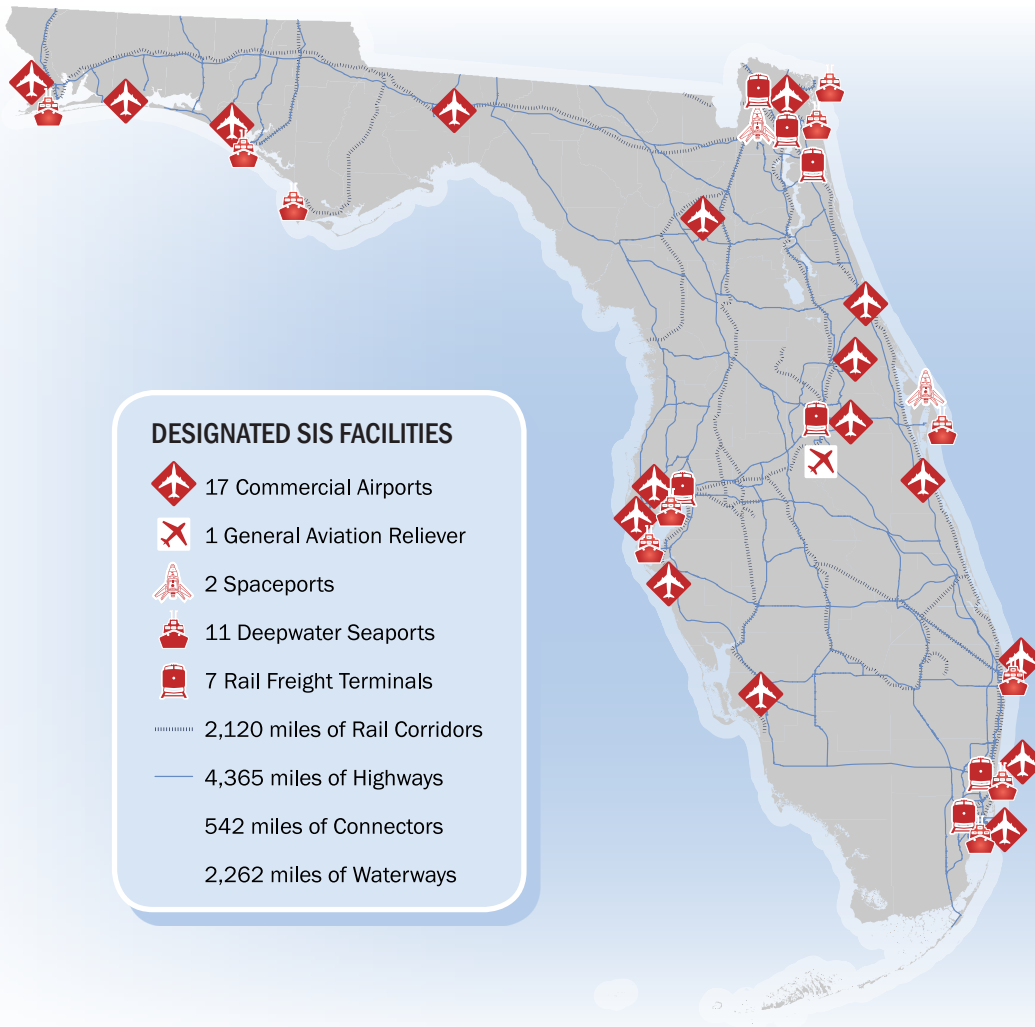
16 Fortune 500 companies have their headquarters in Florida.

Florida's Strategic Intermodal System (SIS)

- **Strategic** – Consists of statewide and regionally significant facilities and services
- **Intermodal** – Contains all forms of transportation for moving both people and goods, including linkages for smooth and efficient transfers between modes and major facilities
- **System** – Integrates individual facilities, services, forms of transportation (modes) and linkages into a single, integrated transportation network

The SIS was established to:

- Efficiently serve the mobility needs of Florida's citizens, businesses and visitors
- Help Florida become a worldwide economic leader, enhance economic prosperity and competitiveness, enrich quality of life and reflect responsible environmental stewardship





136 S. Bronough Street
Tallahassee, Florida 32301



800 N. Magnolia Avenue, Suite 1100
Orlando, Florida 32803
(407) 956-5600



1580 Waldo Palmer Lane, Suite 1
Tallahassee, Florida 32308
(850) 921-1119



A message from Governor
Scott on the future of
Florida's Freight and Trade


FDOT CONTACTS

Ananth Prasad, P.E.
Secretary of Transportation
Phone (850) 414-5205
Ananth.Prasad@dot.state.fl.us

Juan Flores
Administrator, Freight Logistics &
Passenger Operations
Phone (850) 414-5245
Juan.Flores@dot.state.fl.us

Richard Biter
Assistant Secretary for Intermodal
Systems Development
Phone (850) 414-5235
Richard.Biter@dot.state.fl.us

Tommy Barfield
District 3, Secretary
Phone (850) 415-9200
Tommy.Barfield@dot.state.fl.us



Federal Legislative Contacts

United States Senate
Bill Nelson
Phone (202) 224-5274

United States Senate
Marco Rubio
Phone (202) 224-3071

US House of Representatives
District 2, Steve Southerland
Phone (202) 225-5235

State Legislative Contacts:

Florida Senate
District 3, Bill Montford
Phone (850) 487-5003

Florida House of Representatives
District 7, Halsey Beshears
Phone (850) 717-5007



In recognition of the significant role that freight mobility plays as an economic driver for the state, an Office of Freight, Logistics and Passenger Operations has been created at FDOT. This office has been tasked with meeting the requirements of legislation in Florida House Bill 599, as well as meeting national freight guidance offered in H.R. 4348, the Moving Ahead for Progress in the 21st Century Act (MAP-21).

HB599 requires FDOT to lead the development of a plan to "enhance the integration and connectivity of the transportation system across and between transportation modes throughout the state." For this reason, Florida is already on schedule to meet MAP-21 guidelines and has become a leader in freight issues through its ongoing work in developing a Freight Mobility and Trade Plan. For more information, please see www.freightmovesflorida.com.