



BAKER COUNTY FREIGHT & LOGISTICS OVERVIEW

FLORIDA DEPARTMENT OF TRANSPORTATION



FDOT MISSION:

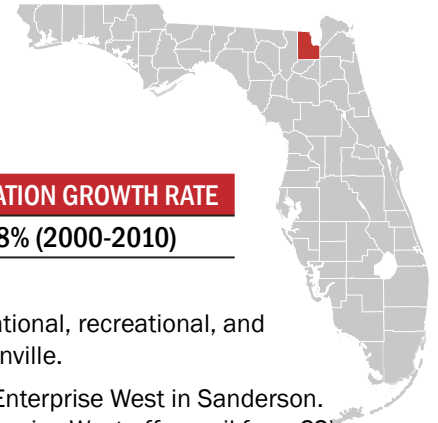
THE DEPARTMENT WILL PROVIDE A SAFE TRANSPORTATION SYSTEM THAT ENSURES THE MOBILITY OF PEOPLE AND GOODS, ENHANCES ECONOMIC PROSPERITY AND PRESERVES THE QUALITY OF OUR ENVIRONMENT AND COMMUNITIES.



January 2013

Baker County

FREIGHT & LOGISTICS OVERVIEW



COUNTY SEAT	LARGEST CITY	AREA	POPULATION	POPULATION GROWTH RATE
MacClenny, FL	MacClenny, FL	589 square miles	27,115	21.8% (2000-2010)

Primary Economic Development Contact: <http://www.bakerchamberfl.com/>

- Baker County offers small town atmosphere with big city convenience. All of the cultural, educational, recreational, and professional opportunities of a large metropolitan area are only twenty minutes away in Jacksonville.
- Baker County has two main industrial parks, Enterprise East on US 90 east of MacClenny and Enterprise West in Sanderson. Enterprise East offers water and water treatment facilities from the City of MacClenny and Enterprise West offers rail from CSX Transportation.
- Home to the Osceola National Forest, Baker County offers boundless opportunities for the outdoor sportsman. The mild climate, the availability of lakes, including 800-acre Ocean Pond provide a vast opportunity for the fisherman, swimming, and water skiing.



Top 5 Growing Industries

INDUSTRY	NET JOB CREATION
1. Retail Trade	62
2. Transportation and Warehousing	48
3. Administrative, Support, Waste Management, and Remediation Services	24
4. Wholesale Trade	23
5. Educational Services	21

Source: Florida Department of Economic Opportunity, Labor Market Statistics Center, LEHD State of Florida County Reports-Quarterly Workforce Indicators 2010-2011



Largest Industry Sectors by Employment

INDUSTRY SECTORS	% OF WORKFORCE
1. Trade, Transportation, and Utilities	27.0%
2. Public Administration	7.5%
3. Construction	3.3%

Source: Enterprise Florida









Major Private Sector Employers

EMPLOYER	BUSINESS LINE	NUMBER OF EMPLOYEES
1. Wal-Mart Distribution Center	Food Distribution	900
2. Ed Fraser Memorial Hospital & Healthcare	Healthcare	215
3. Ray's Nursery	Landscaping	200
4. MacClenny Nursing & Rehab Center	Healthcare	156
5. Earthworks of Northeast Florida, Inc.	Site Preparation	130

Source: Enterprise Florida

Key Transportation and Freight Facilities

STRATEGIC INTERMODAL SYSTEM (SIS) HIGHWAYS		I-10
SIS RAILROADS		CSX, Norfolk Southern
SIS AIRPORTS		Jacksonville International Airport
SEAPORTS		Port of Jacksonville
NON SIS STATE HIGHWAYS		SR 121, SR 228
GENERAL AVIATION AIRPORTS		Lake City Municipal



Top Imports

INBOUND FREIGHT	TRUCK TONNAGE
1. Nonmetallic Minerals	85,423
2. Bulk Movement in Boxcars	50,615
3. Food or Kindred Products	22,688
4. Clay, Concrete, Glass or Stone	20,314
5. Petroleum or Coal Products	13,960

Source: IHS Global Inc.'s Transearch, 2011

Top Exports

OUTBOUND FREIGHT	TRUCK TONNAGE
1. Lumber or Wood Products	65,090
2. Farm Products	14,409
3. Bulk Movement in Boxcars	6,432
4. Rubber or Misc Plastics	5,602
5. Primary Metal Products	5,548

Source: IHS Global Inc.'s Transearch, 2011



EXPORTS

Baker County

IMPORTS



Top Trading Partners

IMPORTS	TRUCK TONNAGE
Columbia County, FL	77,332
Duval County, FL	29,492
Miami-Dade County, FL	9,433
Chatham County, GA	7,288
Daviess County, KY	5,210

Source: IHS Global Inc.'s Transearch, 2011

Top Trading Partners

EXPORTS	TRUCK TONNAGE
Putnam County, FL	9,745
Duval County, FL	7,397
Nassau County, FL	6,296
Lowndes County, GA	4,579
Taylor County, FL	4,242

Source: IHS Global Inc.'s Transearch, 2011



LEGEND

- Strategic Intermodal System (SIS) Highways
- - - SIS Planned Highways
- Rail Lines
- Other State Highways
- **Earthworks** Largest Employers by Number of Employees
- Freight Distribution Centers
- ✈ SIS Airports
- Rail Freight Terminals
- Spaceports
- Military Installations
- ✈ Airports - General Aviation

Baker County
FREIGHT INFRASTRUCTURE

Florida

FREIGHT & LOGISTICS OVERVIEW

POPULATION	U.S. POPULATION RANK	AREA	U.S. AREA RANK	POPULATION GROWTH RATE
18.8 million	4th	53,625 sq. mi.	22nd	17.6% (2000-2010)

Chamber of Commerce website: <http://www.flchamber.org>

Top Employment Sectors

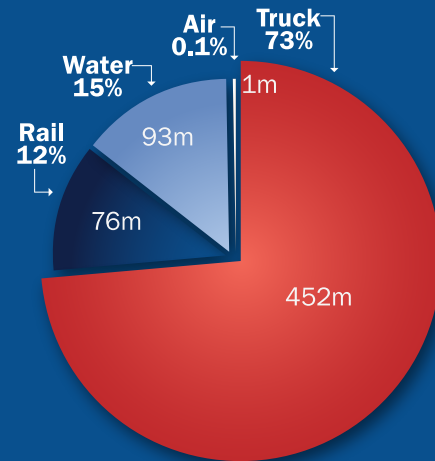
(Nonagricultural Business Groups by Industry)

1. Trade, Transportation, and Utilities
2. Education and Health Services
3. Government Services
4. Professional and Business Services
5. Healthcare and Social Assistance
6. Leisure and Hospitality

Source: Department of Economic Opportunity-Current Employment Statistics (2012)

DOMESTIC AND INTERNATIONAL MODAL MIX

(millions of tons)



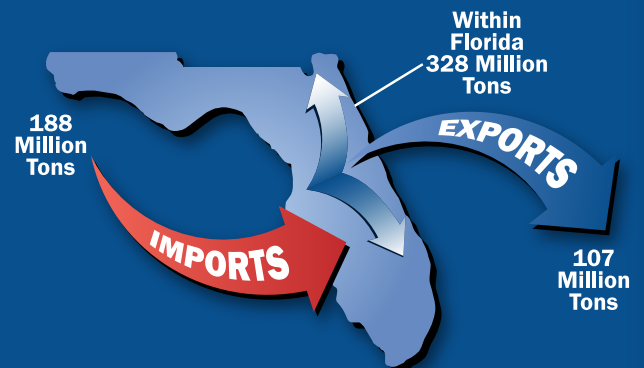
Source: Trade & Logistics Study, Florida Chamber 2009

Top Business Sector Initiatives for Retention and Promotion

1. Clean Energy
2. Information Technology
3. Life Sciences
4. Aviation/ Aerospace
5. Homeland Security/ Defense
6. Financial/ Professional Services

Source: Florida Chamber of Commerce

TOTAL FREIGHT FLOWS



Source: Trade & Logistics Study, Florida Chamber 2009

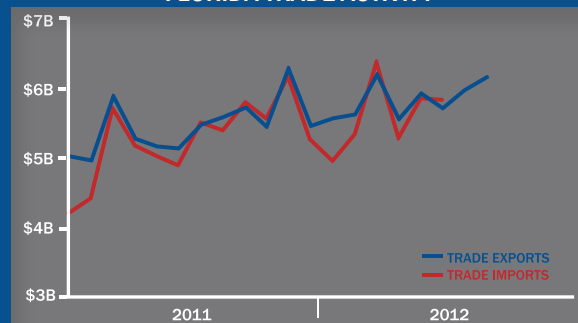
Top International Trade Partners

The state of Florida is a major international hub accounting for approximately \$149 billion in international trade activity in 2011.

EXPORTS		IMPORTS	
1. Switzerland		1. China	
2. Brazil		2. Mexico	
3. Venezuela		3. Japan	
4. Canada		4. Canada	
5. Colombia		5. Colombia	

Source: Trade & Logistics Study, Florida Chamber 2009

FLORIDA TRADE ACTIVITY



Florida infrastructure moves 762 million tons of freight traffic annually.

The state highway system sees 195,755 million annual vehicle miles of travel.

Truck travel accounted for approximately 11% of vehicle miles traveled on the SIS in 2010.

Florida has over 2,700 miles of rail lines, which move over 98 million tons of freight annually.

Florida has 784 aviation facilities, 129 public use, and 19 have commercial service.

The state boasts 2 spaceports and 5 active launch facilities.

Florida's 15 deepwater seaports moved 106.4 million tons of cargo and handled 2.8 million TEU's (20 foot equivalent container unit) in 2010.

Seven of the 15 seaports in Florida carried 12.7 million passengers, 12.1 million of which sailed on multi-day cruises in 2010.

100% of SIS waterborne freight in Florida is on a coastal or international shipping route.

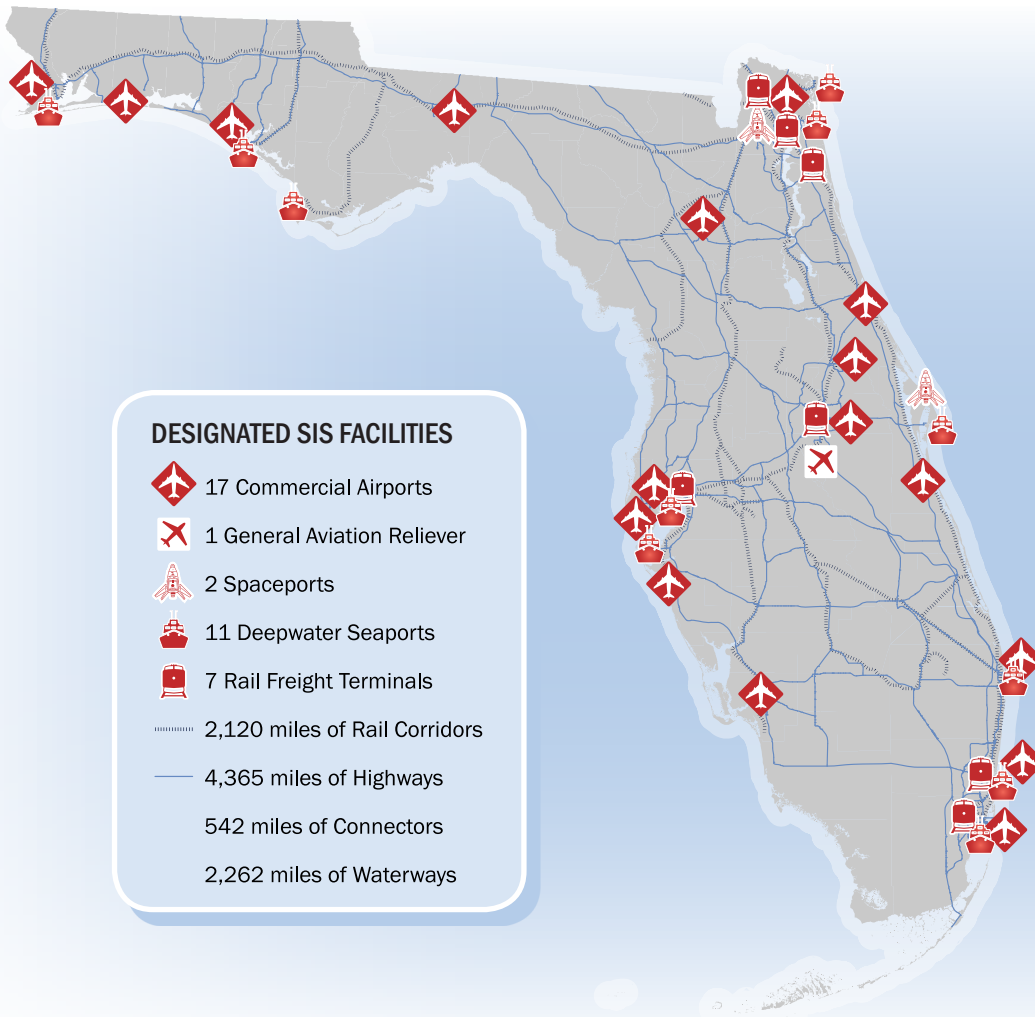
16 Fortune 500 companies have their headquarters in Florida.

Florida's Strategic Intermodal System (SIS)

- **Strategic** – Consists of statewide and regionally significant facilities and services
- **Intermodal** – Contains all forms of transportation for moving both people and goods, including linkages for smooth and efficient transfers between modes and major facilities
- **System** – Integrates individual facilities, services, forms of transportation (modes) and linkages into a single, integrated transportation network

The SIS was established to:

- Efficiently serve the mobility needs of Florida's citizens, businesses and visitors
- Help Florida become a worldwide economic leader, enhance economic prosperity and competitiveness, enrich quality of life and reflect responsible environmental stewardship





136 S. Bronough Street
Tallahassee, Florida 32301



800 N. Magnolia Avenue, Suite 1100
Orlando, Florida 32803
(407) 956-5600



1580 Waldo Palmer Lane, Suite 1
Tallahassee, Florida 32308
(850) 921-1119



A message from Governor
Scott on the future of
Florida's Freight and Trade


FDOT CONTACTS

Ananth Prasad, P.E.
Secretary of Transportation
Phone (850) 414-5205
Ananth.Prasad@dot.state.fl.us

Juan Flores
Administrator, Freight Logistics &
Passenger Operations
Phone (850) 414-5245
Juan.Flores@dot.state.fl.us

Richard Biter
Assistant Secretary for Intermodal
Systems Development
Phone (850) 414-5235
Richard.Biter@dot.state.fl.us

Greg Evans
District 2, Secretary
Phone (386) 961-7800
Greg.Evans@dot.state.fl.us



Federal Legislative Contacts

United States Senate
Bill Nelson
Phone (202) 224-5274

United States Senate
Marco Rubio
Phone (202) 224-3071

US House of Representatives
District 4, Ander Crenshaw
Phone (202) 225-2501

State Legislative Contacts:

Florida Senate
District 5, Charles S. "Charlie" Dean
Phone (850) 487-5005

Florida House of Representatives
District 10, Elizabeth W. Porter
Phone (850) 717-5010



In recognition of the significant role that freight mobility plays as an economic driver for the state, an Office of Freight, Logistics and Passenger Operations has been created at FDOT. This office has been tasked with meeting the requirements of legislation in Florida House Bill 599, as well as meeting national freight guidance offered in H.R. 4348, the Moving Ahead for Progress in the 21st Century Act (MAP-21).

HB599 requires FDOT to lead the development of a plan to "enhance the integration and connectivity of the transportation system across and between transportation modes throughout the state." For this reason, Florida is already on schedule to meet MAP-21 guidelines and has become a leader in freight issues through its ongoing work in developing a Freight Mobility and Trade Plan. For more information, please see www.freightmovesflorida.com.