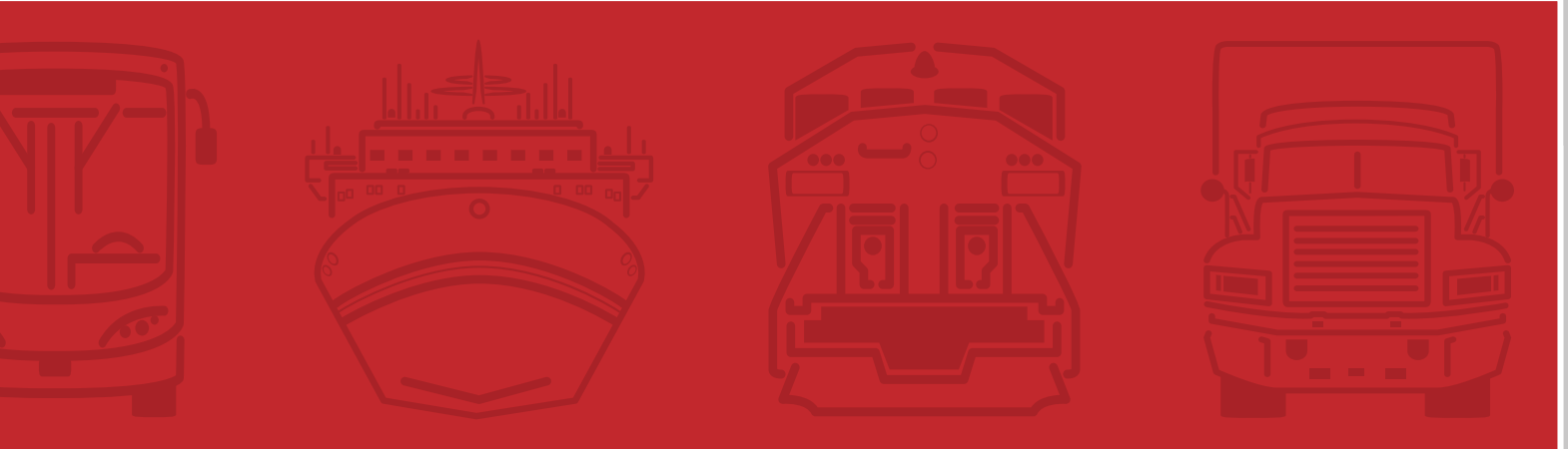


DISTRICT FOUR

FREIGHT & LOGISTICS OVERVIEW

FLORIDA DEPARTMENT OF TRANSPORTATION



FDOT MISSION:

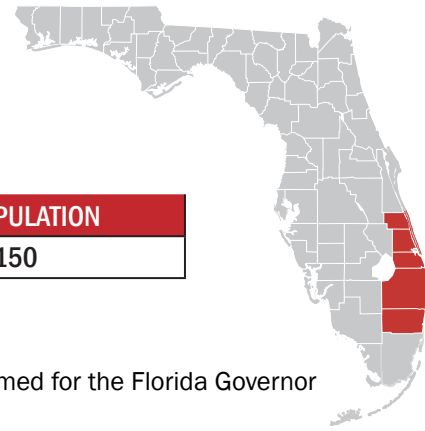
THE DEPARTMENT WILL PROVIDE A SAFE TRANSPORTATION SYSTEM THAT ENSURES THE MOBILITY OF PEOPLE AND GOODS, ENHANCES ECONOMIC PROSPERITY AND PRESERVES THE QUALITY OF OUR ENVIRONMENT AND COMMUNITIES.



August 2014

District Four

FREIGHT & LOGISTICS OVERVIEW



LARGEST CITY	DISTRICT AREA	DISTRICT POPULATION
Ft. Lauderdale	5,764 Square Miles	3,773,150

- Broward County was created out of parts of Dade and Palm Beach County in 1915. It was named for the Florida Governor Napoleon Bonaparte Broward, who pledged to drain the Everglades for development.
- The City of Stuart in Martin County is the “Sailfish Capital of the World”.
- 100% of the exported raw sugar that is produced in the Everglades area, is shipped through the Port of Palm Beach.

County Trade Statistics: Top Import & Export Commodities

COUNTY NAME	POPULATION	TOP IMPORT COMMODITY	TONNAGE	TOP EXPORT COMMODITY	TONNAGE
Broward	1,780,172	Bulk Movement in Boxcars	5,370,196	Petroleum or Coal Products	3,592,928
Indian River	138,894	Farm Products	476,176	Bulk Movement in Boxcars	436,126
Martin	147,495	Bulk Movement in Boxcars	512,771	Farm Products	472,858
Palm Beach	1,335,187	Bulk Movement in Boxcars	4,484,751	Farm Products	5,212,208
St. Lucie	280,379	Bulk Movement in Boxcars	579,412	Nonmetallic Minerals	1,640,568

Featured District Projects

	<p>4208093: I-595/SR-862/P3/CEI From East of I-75 to West of I-95</p> <p>The project upon completion is to result in three ground level reversible express toll lanes on I-595 that will serve express traffic to/from the I-75/Sawgrass Expressway from/to east of SR 7. The improvement will also allow for a direct connection to the median of the turnpike, with variable tolls to optimize traffic flow, which will reverse during peak travel times (eastbound in the a.m. & westbound in the p.m.).</p>		<p>4305961: Port Everglades Southport Turning Notch Expansion</p> <p>The project consists of the lengthening of the existing 900-foot deepwater turning notch by an additional 1,500 feet to the west, initially at the current authorized depth of 42 feet. It is estimated that this project will enable the port to handle approximately 4M tons of crushed rock aggregate annually and additional capacity to handle approximately 730,000 TEUs annually at full build out.</p>
--	----------------------------------------------------------------------------------------------------------------------------------------------------------------------------------------------------------------------------------------------------------------------------------------------------------------------------------------------------------------------------------------------------------------------------------------------------------------------------------------------------------------------------	--	--------------------------------------------------------------------------------------------------------------------------------------------------------------------------------------------------------------------------------------------------------------------------------------------------------------------------------------------------------------------------------------------------------------------------------------------------------------------------------------------

Key Transportation and Freight Facilities

STRATEGIC INTERMODAL SYSTEM (SIS) HIGHWAYS



I-75, I-95, I-595, Florida’s Turnpike, US 27, SR 60, SR 70, SR 80, SR 821, SR 869, SR 710, US 441

Fact: SIS highways provide access to the ports, airports, and military installations throughout the district and state ensuring the efficient movement of freight, personnel, equipment, and supplies.



SIS RAILROADS



CSX, FEC, FDOT/Tri-Rail, South Central Florida Express, Amtrak

Fact: More than 960,000 passengers utilize Amtrak intercity rail service in Florida and connects to over 500 destinations throughout the United States and Canada.




SIS AIRPORTS



Palm Beach Intl Airport, Fort Lauderdale/Hollywood Intl Airport, Pompano Beach Airpark, Vero Beach Municipal Airport

Fact: More than 8% of the nation’s air cargo travels through Florida’s commercial service airports.



SEAPORTS



Port Everglades, Port of Ft. Pierce, Port of Palm Beach

Fact: Florida’s ports support tourism through the cruise ship market as well, providing single-day and multiday cruises at six ports. Florida’s cruise facilities are among the largest and most advanced in the world.



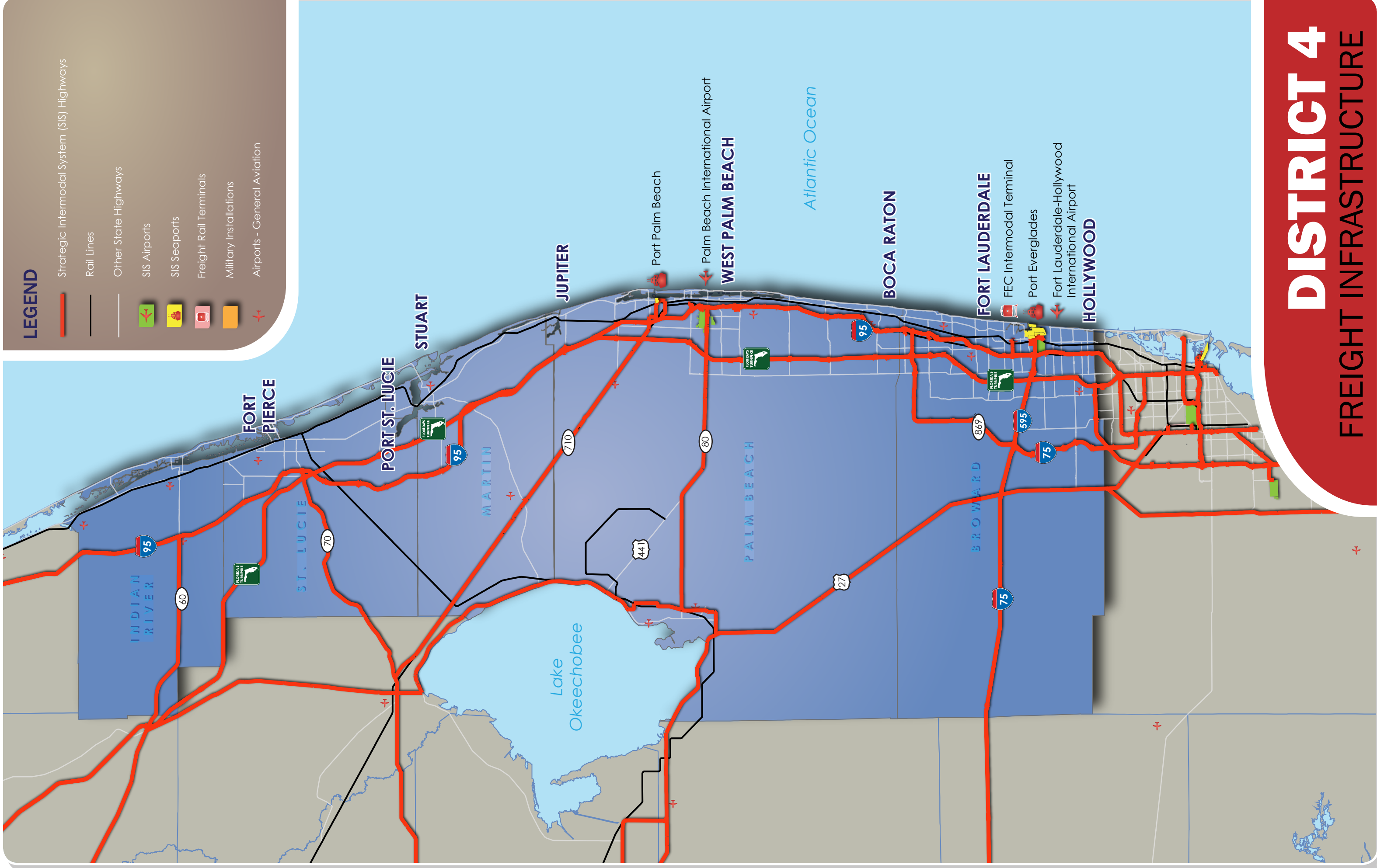
NON SIS STATE HIGHWAYS











US 1, US 441, SR A1A, SR 817

Fact: Trucks transported 83% of all manufactured tonnage in the state in 2010.





LEGEND

-  Strategic Intermodal System (SIS) Highways
-  Rail Lines
-  Other State Highways
-  SIS Airports
-  SIS Seaports
-  Freight Rail Terminals
-  Military Installations
-  Airports - General Aviation

DISTRICT 4
FREIGHT INFRASTRUCTURE

Florida

FREIGHT & LOGISTICS OVERVIEW

POPULATION	U.S. POPULATION RANK	AREA	U.S. AREA RANK	POPULATION GROWTH RATE
18.8 million	4th	53,625 sq. mi.	22nd	17.6% (2000-2010)

Chamber of Commerce website: <http://www.flchamber.org>

Top Employment Sectors

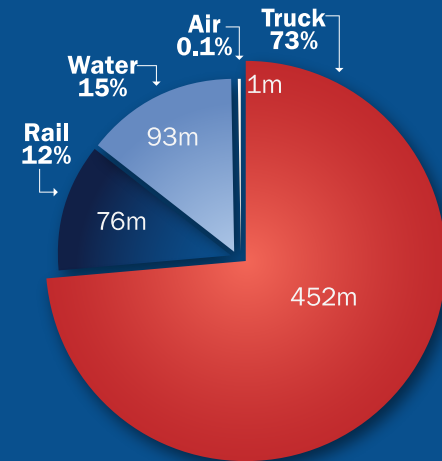
(Nonagricultural Business Groups by Industry)

1. Trade, Transportation, and Utilities
2. Education and Health Services
3. Government Services
4. Professional and Business Services
5. Healthcare and Social Assistance
6. Leisure and Hospitality

Source: Department of Economic Opportunity-Current Employment Statistics (2012)

DOMESTIC AND INTERNATIONAL MODAL MIX

(millions of tons)



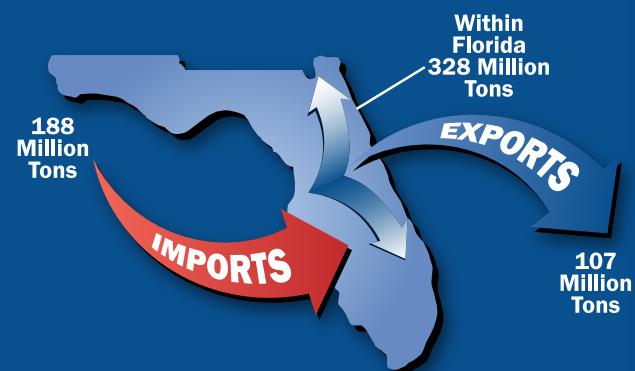
Source: Trade & Logistics Study, Florida Chamber 2009

Top Business Sector Initiatives for Retention and Promotion

1. Clean Energy
2. Information Technology
3. Life Sciences
4. Aviation/ Aerospace
5. Homeland Security/ Defense
6. Financial/ Professional Services

Source: Florida Chamber of Commerce

TOTAL FREIGHT FLOWS



Source: Trade & Logistics Study, Florida Chamber 2009

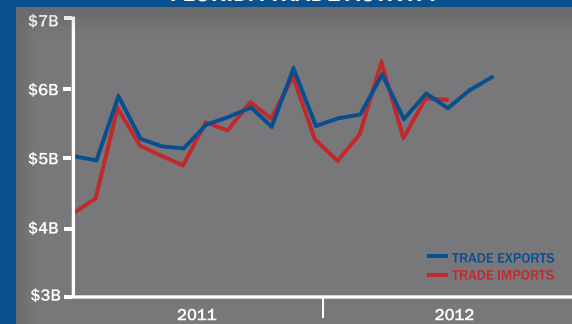
Top International Trade Partners

The state of Florida is a major international hub accounting for approximately \$149 billion in international trade activity in 2011.

EXPORTS		IMPORTS	
1. Switzerland		1. China	
2. Brazil		2. Mexico	
3. Venezuela		3. Japan	
4. Canada		4. Canada	
5. Colombia		5. Colombia	

Source: Trade & Logistics Study, Florida Chamber 2009

FLORIDA TRADE ACTIVITY



Florida infrastructure moves 762 million tons of freight traffic annually.

The state highway system sees 195,755 million annual vehicle miles of travel.

Truck travel accounted for approximately 11% of vehicle miles traveled on the SIS in 2010.

Florida has over 2,700 miles of rail lines, which move over 98 million tons of freight annually.

Florida's Strategic Intermodal System (SIS)

- **Strategic** – Consists of statewide and regionally significant facilities and services
- **Intermodal** – Contains all forms of transportation for moving both people and goods, including linkages for smooth and efficient transfers between modes and major facilities
- **System** – Integrates individual facilities, services, forms of transportation (modes) and linkages into a single, integrated transportation network

The SIS was established to:

- Efficiently serve the mobility needs of Florida's citizens, businesses and visitors
- Help Florida become a worldwide economic leader, enhance economic prosperity and competitiveness, enrich quality of life and reflect responsible environmental stewardship



Florida has 784 aviation facilities, 129 public use, and 19 have commercial service.

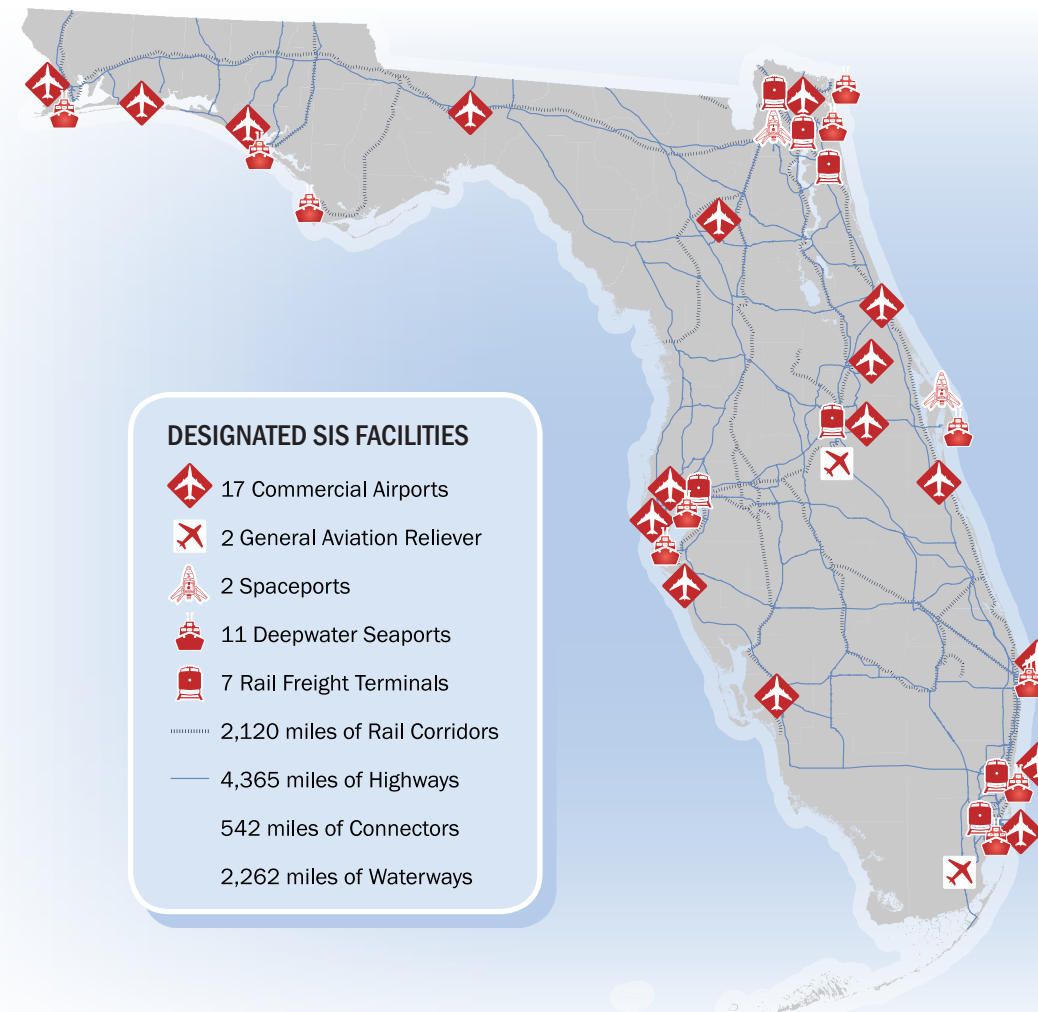
The state boasts 2 spaceports and 5 active launch facilities.

Florida's 15 deepwater seaports moved 106.4 million tons of cargo and handled 2.8 million TEU's (20 foot equivalent container unit) in 2010.

Seven of the 15 seaports in Florida carried 12.7 million passengers, 12.1 million of which sailed on multi-day cruises in 2010.

100% of SIS waterborne freight in Florida is on a coastal or international shipping route.

16 Fortune 500 companies have their headquarters in Florida.





136 S. Bronough Street
Tallahassee, Florida 32301



800 N. Magnolia Avenue, Suite 1100
Orlando, Florida 32803
(407) 956-5600



1580 Waldo Palmer Lane, Suite 1
Tallahassee, Florida 32308
(850) 921-1119



A message from Governor
Scott on the future of
Florida's Freight and Trade

FDOT CONTACTS

Ananth Prasad, P.E.
Secretary of Transportation
Phone (850) 414-5205
Ananth.Prasad@dot.state.fl.us

Juan Flores
Administrator, Freight Logistics &
Passenger Operations
Phone (850) 414-5245
Juan.Flores@dot.state.fl.us

Richard Biter
Assistant Secretary for Intermodal
Systems Development
Phone (850) 414-5235
Richard.Biter@dot.state.fl.us

James Wolfe, P.E.
District 4, Secretary
Phone (954) 777-4110
james.wolfe@dot.state.fl.us



FDOT

Federal Legislative Contacts

- United States Senate**
Bill Nelson
- United States Senate**
Marco Rubio
- US House of Representatives**
Congressional District 18,
Patrick Murphy
- US House of Representatives**
Congressional District 20,
Alcee L. Hastings
- US House of Representatives**
Congressional District 21,
Ted Deutch
- US House of Representatives**
Congressional District 22,
Lois Frankel
- US House of Representatives**
Congressional District 23,
Debbie Wasserman Schultz
- US House of Representatives**
Congressional District 24,
Sandy Adams
- US House of Representatives**
Congressional District 25,
Mario Diaz-Balart

State Legislative Contacts:

- Florida Senate**
District 16, Thad Altman
- Florida Senate**
District 21, Denise Grimsley
- Florida Senate**
District 25, Joseph Abruzzo
- Florida Senate**
District 27, Jeff Clemens
- Florida Senate**
District 29, Jeremy Ring
- Florida Senate**
District 31, Christopher Smith
- Florida Senate**
District 32, Joe Negron
- Florida Senate**
District 33, Eleanor Sobel
- Florida Senate**
District 34, Maria Lorts Sachs
- Florida Senate**
District 36, Oscar Braynon, II
- Florida House of Representatives**
District 54, Debbie Mayfield
- Florida House of Representatives**
District 81, Kevin Rader

- Florida House of Representatives**
District 82, MaryLynn Magar
- Florida House of Representatives**
District 83, Gayle Harrell
- Florida House of Representatives**
District 84, Larry Lee, Jr.
- Florida House of Representatives**
District 85, Patrick Rooney, Jr.
- Florida House of Representatives**
District 86, Mark Pafford
- Florida House of Representatives**
District 87, Dave Kerner
- Florida House of Representatives**
District 88, Bobby Powell
- Florida House of Representatives**
District 89, Bill Hager
- Florida House of Representatives**
District 90, Lori Berman
- Florida House of Representatives**
District 91, Irving Slosberg
- Florida House of Representatives**
District 92, Gwyndolen Clarke-Reed
- Florida House of Representatives**
District 93, George Moraitis, Jr.

- Florida House of Representatives**
District 94, Perry Thurston, Jr.
- Florida House of Representatives**
District 95, Hazelle Rogers
- Florida House of Representatives**
District 96, James Waldman
- Florida House of Representatives**
District 97, Jared Evan Moskowitz
- Florida House of Representatives**
District 98, Katie Edwards
- Florida House of Representatives**
District 99, Elaine Schwartz
- Florida House of Representatives**
District 100, Joseph Gibbons
- Florida House of Representatives**
District 101, Shevlin Jones
- Florida House of Representatives**
District 102, Sharon Pritchett
- Florida House of Representatives**
District 103, Manny Diaz, Jr.
- Florida House of Representatives**
District 104, Richard Stark



In recognition of the significant role that freight mobility plays as an economic driver for the state, an Office of Freight, Logistics and Passenger Operations has been created at FDOT. This office has been tasked with meeting the requirements of legislation in Florida House Bill 599, as well as meeting national freight guidance offered in H.R. 4348, the Moving Ahead for Progress in the 21st Century Act (MAP-21).

HB599 requires FDOT to lead the development of a plan to "enhance the integration and connectivity of the transportation system across and between transportation modes throughout the state." For this reason, Florida is already on schedule to meet MAP-21 guidelines and has become a leader in freight issues through its ongoing work in developing a Freight Mobility and Trade Plan. For more information, please see www.freightmovesflorida.com.