


# DISTRICT TWO

## FREIGHT & LOGISTICS OVERVIEW

**FLORIDA DEPARTMENT OF TRANSPORTATION**



### FDOT MISSION:

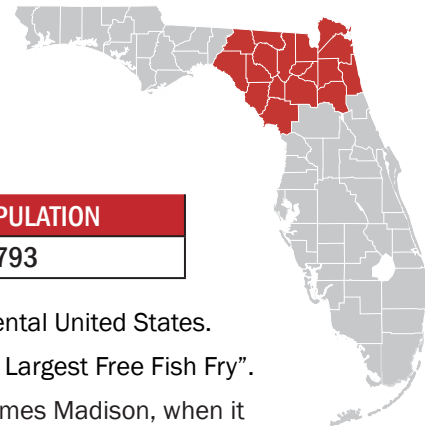
THE DEPARTMENT WILL PROVIDE A SAFE TRANSPORTATION SYSTEM THAT ENSURES THE MOBILITY OF PEOPLE AND GOODS, ENHANCES ECONOMIC PROSPERITY AND PRESERVES THE QUALITY OF OUR ENVIRONMENT AND COMMUNITIES.



**August 2014**

# District Two

## FREIGHT & LOGISTICS OVERVIEW



LARGEST CITY	DISTRICT AREA	DISTRICT POPULATION
Jacksonville	11,904 Square Miles	1,945,793

- The county seat of Duval County, Jacksonville, FL is the largest city in land area in the continental United States.
- In addition to being the “Tree Capital of the South, Taylor County is also home to the “World’s Largest Free Fish Fry”.
- Madison County was named in 1827 in honor of the fourth President of the United States, James Madison, when it was chartered as Floirda’s largest county. Since then, the county has “surrendered” land that now constitutes Taylor, Lafayette, and Dixie counties.

### County Trade Statistics: Top Import & Export Commodities

COUNTY NAME	POPULATION	TOP IMPORT COMMODITY	TONNAGE	TOP EXPORT COMMODITY	TONNAGE
Alachua	249,365	Bulk Movement in Boxcars	673,851	Clay, Concrete,Glass or Stone	745,390
Baker	27,154	Nonmetallic Minerals	85,423	Lumber or Wood Products	65,090
Bradford	28,255	Bulk Movement in Boxcars	66,702	Lumber or Wood Products	63,502
Clay	192,370	Bulk Movement in Boxcars	459,074	Clay, Concrete,Glass or Stone	403,740
Columbia	67,485	Nonmetallic Minerals	733,261	Bulk Movement in Boxcars	171,076
Dixie	16,486	Lumber or Wood Products	221,943	Lumber or Wood Products	217,982
Duval	870,709	Bulk Movement in Boxcars	3,413,881	Bulk Movement in Boxcars	3,324,867
Gilchrist	17,004	Nonmetallic Minerals	179,864	Food or Kindred Products	183,431
Hamilton	14,671	Bulk Movement in Boxcars	107,739	Nonmetallic Minerals	311,454
Lafayette	8,942	Nonmetallic Minerals	34,794	Farm Products	288,194
Levy	40,156	Nonmetallic Minerals	103,760	Nonmetallic Minerals	333,581
Madison	19,115	Lumber or Wood Products	61,726	Food or Kindred Products	207,582
Nassau	74,195	Petroleum or Coal Products	875,736	Lumber or Wood Products	1,324,614
Putnam	74,041	Lumber or Wood Products	529,027	Clay, Concrete,Glass or Stone	506,766
St. Johns	195,823	Bulk Movement in Boxcars	564,114	Farm Products	308,496
Suwannee	41,972	Farm Products	228,840	Nonmetallic Minerals	404,433
Taylor	22,691	Lumber or Wood Products	448,022	Lumber or Wood Products	698,686
Union	15,388	Lumber or Wood Products	78,197	Lumber or Wood Products	106,438

### Featured District Projects



#### 4229381, 4229382, 4229383: First Coast Expressway from I-10 to I-95, I-95 to US 17 (SR 15) and US 17 (SR 15) to SR 21

The First Coast Outer Beltway is to provide a direct connection outside of the I-295 loop, between I-10 and I-95. The project is to also provide additional capacity across the St. Johns River as part of an overall corridor that addresses the area’s transportation deficiencies and serve existing and future development. The entire 46.5 mile Beltway project is to consist of 13 new interchanges and a major bridge structure across the St. Johns River.



#### 4314501: FEC SIS for Railroad Bowden Intermodal Yard Improvements

The project consists of the construction of operational improvements to the track at Bowden Yard in Jacksonville, as well as improvements to truck access into/out of the yard. These improvements will enhance the overall throughput of truck-to-rail and rail-to-truck movements.

### Key Transportation and Freight Facilities

#### STRATEGIC INTERMODAL SYSTEM (SIS) HIGHWAYS



I-95, I-75, I-10, I-295, US 17, US 27, US 301, SR 9B, SR 206, SR 100, SR 20, SR 26

*Fact: SIS highways provide access to the ports, airports, and military installations throughout the district and state ensuring the efficient movement of freight, personnel, equipment, and supplies.*



#### SIS RAILROADS



CSX, FEC, Norfolk Southern, Amtrak

*Fact: Florida is linked to 22 other states via 21,000 route miles of railroad track operated by the CSX Corporation.*



#### SIS AIRPORTS



Jacksonville International Airport, Gainesville Regional Airport, Northeast Florida Regional Airport

*Fact: More than 8% of the nation’s air cargo travels through Florida’s commercial service airports.*



#### SEAPORTS



Port of Jacksonville, Port of Fernandina

*Fact: Florida’s 15 seaports move a variety of cargo, serving a diverse statewide consumer market and playing a critical role in international trade – valued at \$82.7 billion in 2011. Florida’s ports support tourism through the cruise ship market as well, providing single-day and multiday cruises at six ports.*



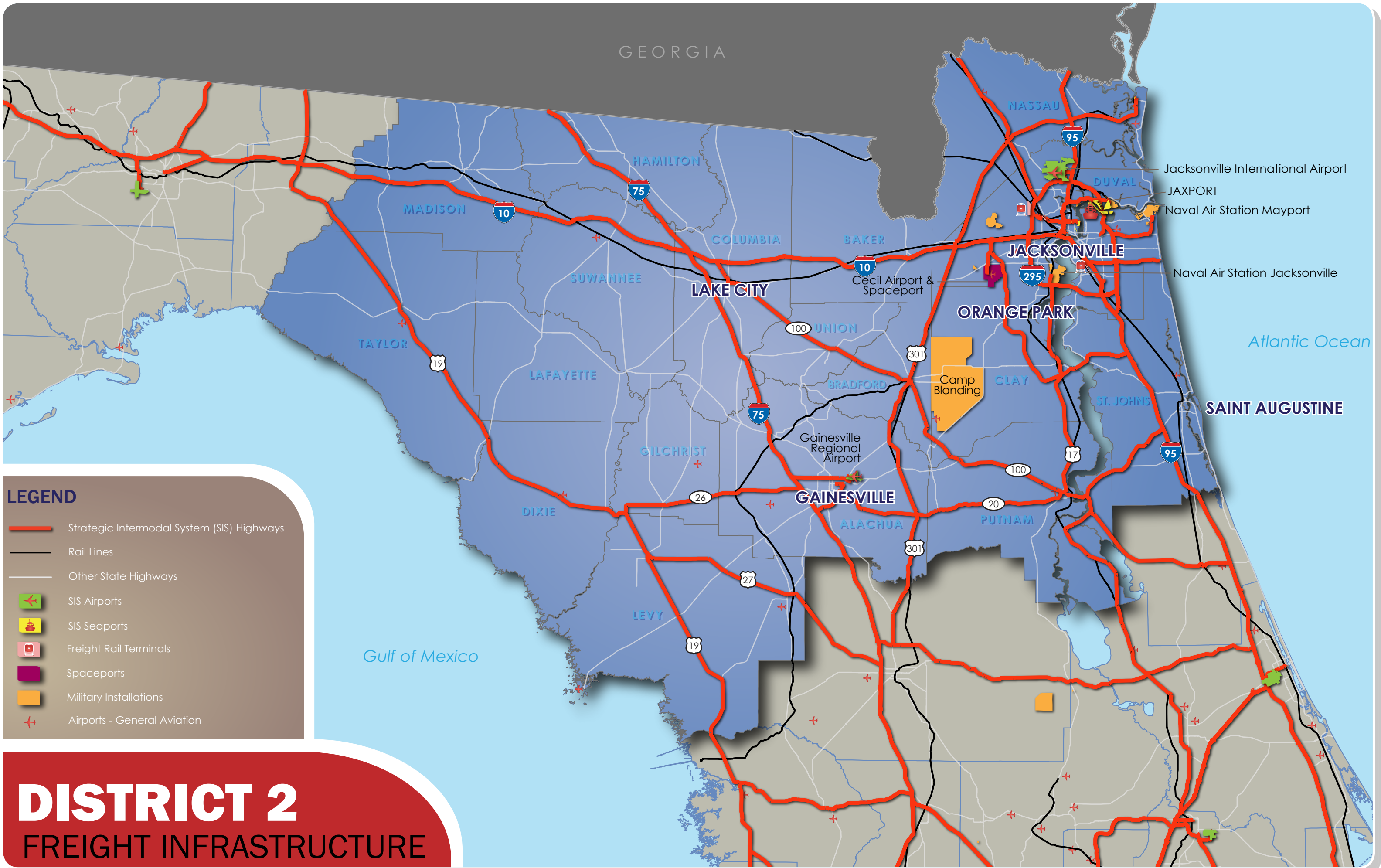
#### NON SIS STATE HIGHWAYS



SR A1A, US 1, US 41, US 441, US 90, US 129, SR 202, SR 16

*Fact: US 90 is the northernmost east/west US route in Florida. It runs parallel to I-10 and is never more than six miles from the interstate.*





**LEGEND**

- Strategic Intermodal System (SIS) Highways
- Rail Lines
- Other State Highways
- ✈ SIS Airports
- ⚓ SIS Seaports
- 🚂 Freight Rail Terminals
- 🚀 Spaceports
- 🏠 Military Installations
- ✈ Airports - General Aviation

**DISTRICT 2**  
**FREIGHT INFRASTRUCTURE**

# Florida

## FREIGHT & LOGISTICS OVERVIEW

POPULATION	U.S. POPULATION RANK	AREA	U.S. AREA RANK	POPULATION GROWTH RATE
18.8 million	4th	53,625 sq. mi.	22nd	17.6% (2000-2010)

Chamber of Commerce website: <http://www.flchamber.org>

### Top Employment Sectors

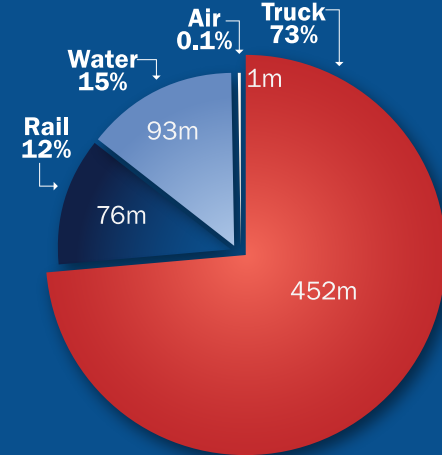
(Nonagricultural Business Groups by Industry)

1. Trade, Transportation, and Utilities
2. Education and Health Services
3. Government Services
4. Professional and Business Services
5. Healthcare and Social Assistance
6. Leisure and Hospitality

Source: Department of Economic Opportunity-Current Employment Statistics (2012)

### DOMESTIC AND INTERNATIONAL MODAL MIX

(millions of tons)



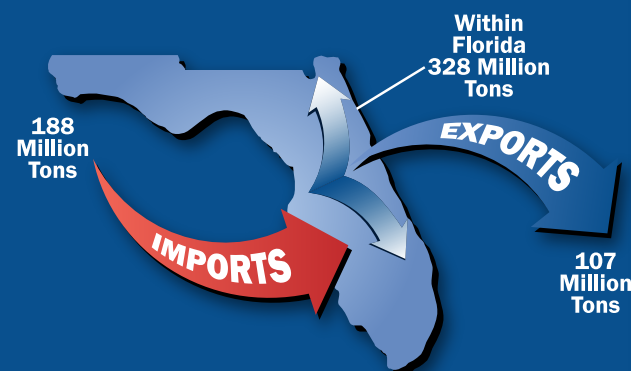
Source: Trade & Logistics Study, Florida Chamber 2009

### Top Business Sector Initiatives for Retention and Promotion

1. Clean Energy
2. Information Technology
3. Life Sciences
4. Aviation/ Aerospace
5. Homeland Security/ Defense
6. Financial/ Professional Services

Source: Florida Chamber of Commerce

### TOTAL FREIGHT FLOWS



Source: Trade & Logistics Study, Florida Chamber 2009

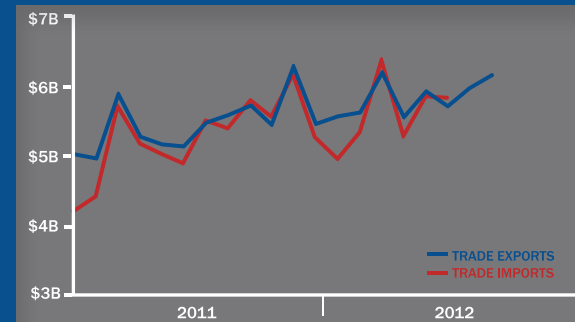
### Top International Trade Partners

The state of Florida is a major international hub accounting for approximately \$149 billion in international trade activity in 2011.

EXPORTS		IMPORTS	
1. Switzerland		1. China	
2. Brazil		2. Mexico	
3. Venezuela		3. Japan	
4. Canada		4. Canada	
5. Colombia		5. Colombia	

Source: Trade & Logistics Study, Florida Chamber 2009

### FLORIDA TRADE ACTIVITY



Florida infrastructure moves 762 million tons of freight traffic annually.

The state highway system sees 195,755 million annual vehicle miles of travel.

Truck travel accounted for approximately 11% of vehicle miles traveled on the SIS in 2010.

Florida has over 2,700 miles of rail lines, which move over 98 million tons of freight annually.

### Florida's Strategic Intermodal System (SIS)

- **Strategic** – Consists of statewide and regionally significant facilities and services
- **Intermodal** – Contains all forms of transportation for moving both people and goods, including linkages for smooth and efficient transfers between modes and major facilities
- **System** – Integrates individual facilities, services, forms of transportation (modes) and linkages into a single, integrated transportation network

The SIS was established to:

- Efficiently serve the mobility needs of Florida's citizens, businesses and visitors
- Help Florida become a worldwide economic leader, enhance economic prosperity and competitiveness, enrich quality of life and reflect responsible environmental stewardship



Florida has 784 aviation facilities, 129 public use, and 19 have commercial service.

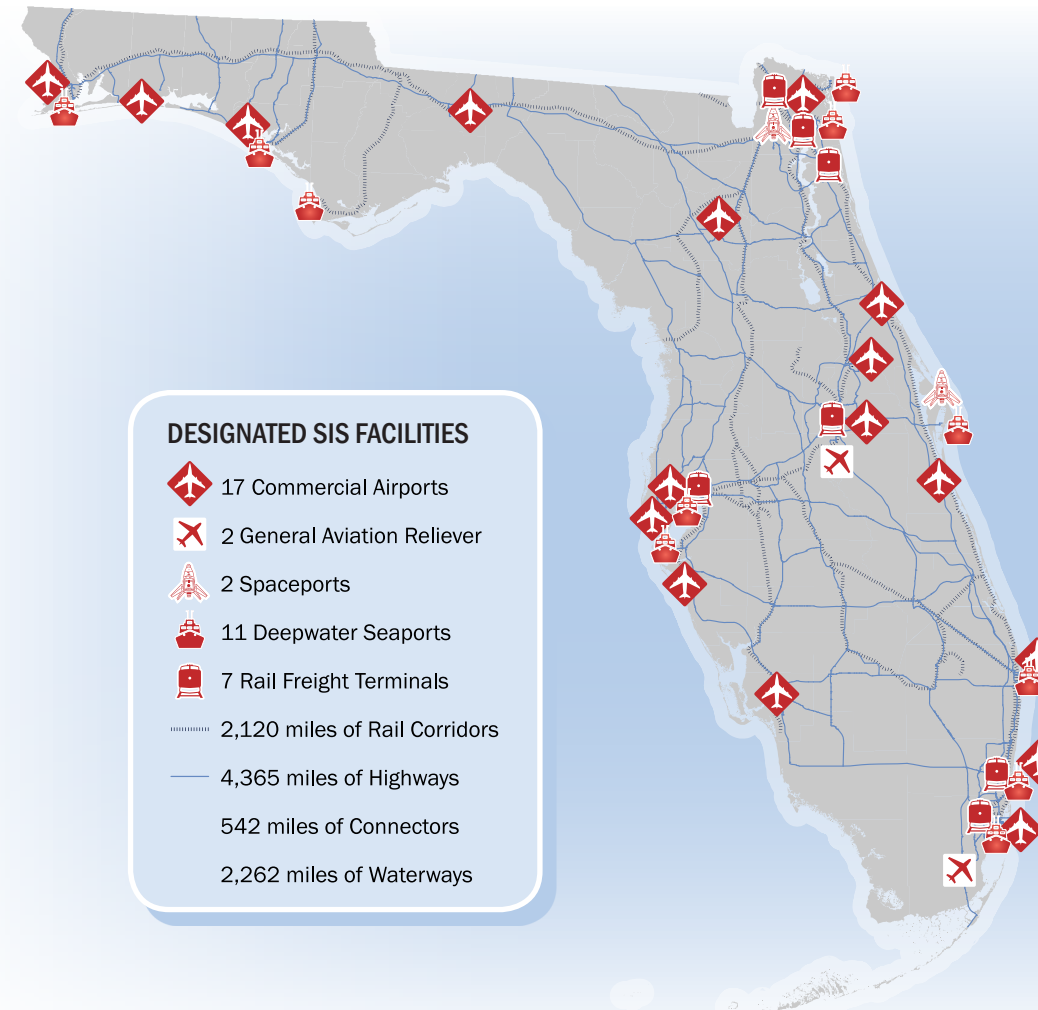
The state boasts 2 spaceports and 5 active launch facilities.

Florida's 15 deepwater seaports moved 106.4 million tons of cargo and handled 2.8 million TEU's (20 foot equivalent container unit) in 2010.

Seven of the 15 seaports in Florida carried 12.7 million passengers, 12.1 million of which sailed on multi-day cruises in 2010.

100% of SIS waterborne freight in Florida is on a coastal or international shipping route.

16 Fortune 500 companies have their headquarters in Florida.





136 S. Bronough Street  
Tallahassee, Florida 32301



800 N. Magnolia Avenue, Suite 1100  
Orlando, Florida 32803  
(407) 956-5600



1580 Waldo Palmer Lane, Suite 1  
Tallahassee, Florida 32308  
(850) 921-1119



A message from Governor  
Scott on the future of  
Florida's Freight and Trade

### FDOT CONTACTS

**Ananth Prasad, P.E.**  
Secretary of Transportation  
Phone (850) 414-5205  
Ananth.Prasad@dot.state.fl.us

**Juan Flores**  
Administrator, Freight Logistics &  
Passenger Operations  
Phone (850) 414-5245  
Juan.Flores@dot.state.fl.us

**Richard Biter**  
Assistant Secretary for Intermodal  
Systems Development  
Phone (850) 414-5235  
Richard.Biter@dot.state.fl.us

**Greg Evans, P.E.**  
District 2, Secretary  
Phone (386) 961-7800  
greg.evans@dot.state.fl.us

# FDOT

### Federal Legislative Contacts

**United States Senate**  
Bill Nelson

**United States Senate**  
Marco Rubio

**US House of Representatives**  
Congressional District 2,  
Steve Southerland

**US House of Representatives**  
Congressional District 3,  
Ted Yoho

**US House of Representatives**  
Congressional District 4,  
Ander Crenshaw

**US House of Representatives**  
Congressional District 5,  
Corrine Brown

**US House of Representatives**  
Congressional District 6,  
Ron DeSantis

### State Legislative Contacts

**Florida Senate**  
District 3, Bill Montford

**Florida Senate**  
District 4, Aaron Bean

**Florida Senate**  
District 5, Charles Dean, Sr.

**Florida Senate**  
District 6, John Thrasher

**Florida Senate**  
District 7, Rob Bradley

**Florida Senate**  
District 9, Audrey Gibson

**Florida House of Representatives**  
District 7, Halsey BeShears

**Florida House of Representatives**  
District 10, Elizabeth Porter

**Florida House of Representatives**  
District 11, Janet Adkins

**Florida House of Representatives**  
District 12, Lake Ray

**Florida House of Representatives**  
District 13, Reggie Fullwood

**Florida House of Representatives**  
District 14, Mia Jones

**Florida House of Representatives**  
District 15, Daniel Davis

**Florida House of Representatives**  
District 16, Charles McBurney

**Florida House of Representatives**  
District 17, Ronald "Doc" Renuart

**Florida House of Representatives**  
District 18, W. Travis Cummings

**Florida House of Representatives**  
District 19, Charles Van Zant

**Florida House of Representatives**  
District 20, Clovis Watson, Jr.

**Florida House of Representatives**  
District 21, Keith Perry

**Florida House of Representatives**  
District 22, Charlie Stone



In recognition of the significant role that freight mobility plays as an economic driver for the state, an Office of Freight, Logistics and Passenger Operations has been created at FDOT. This office has been tasked with meeting the requirements of legislation in Florida House Bill 599, as well as meeting national freight guidance offered in H.R. 4348, the Moving Ahead for Progress in the 21st Century Act (MAP-21).

HB599 requires FDOT to lead the development of a plan to "enhance the integration and connectivity of the transportation system across and between transportation modes throughout the state." For this reason, Florida is already on schedule to meet MAP-21 guidelines and has become a leader in freight issues through its ongoing work in developing a Freight Mobility and Trade Plan. For more information, please see [www.freightmovesflorida.com](http://www.freightmovesflorida.com).