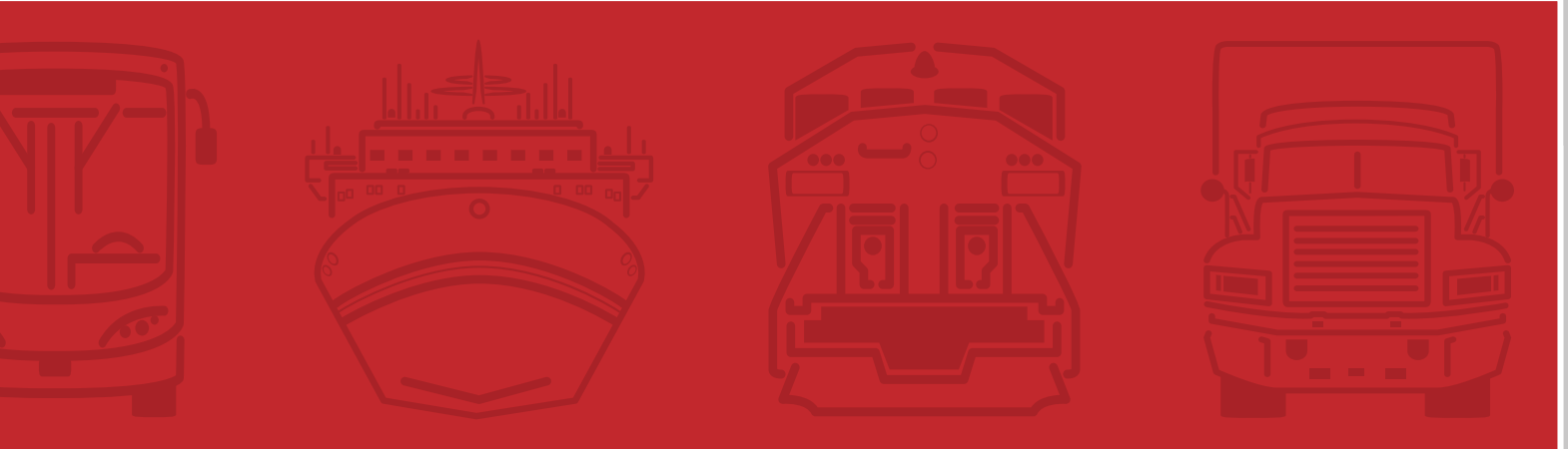


DISTRICT SIX

FREIGHT & LOGISTICS OVERVIEW

FLORIDA DEPARTMENT OF TRANSPORTATION



FDOT MISSION:

THE DEPARTMENT WILL PROVIDE A SAFE TRANSPORTATION SYSTEM THAT ENSURES THE MOBILITY OF PEOPLE AND GOODS, ENHANCES ECONOMIC PROSPERITY AND PRESERVES THE QUALITY OF OUR ENVIRONMENT AND COMMUNITIES.



August 2014

District Six

FREIGHT & LOGISTICS OVERVIEW



LARGEST CITY	DISTRICT AREA	DISTRICT POPULATION
Miami	6,169 Square Miles	2,690,266

- Miami-Dade continues to rank as one of the leading international hubs in the world and set a new national record for trade surplus of \$25.70 billion.
- Monroe County is the southernmost county in Florida and the continental United States. It is made up of the Florida Keys, Everglades National Park, and Big Cypress National Preserve.
- In the 1890s, at the height of the cigar industry in Key West, there was approximately 200 cigar factories producing 100 million hand rolled cigars annually.

County Trade Statistics: Top Import & Export Commodities

COUNTY NAME	POPULATION	TOP IMPORT COMMODITY	TONNAGE	TOP EXPORT COMMODITY	TONNAGE
Miami-Dade	2,554,766	Food or Kindred Products	7,535,198	Bulk Movement in Boxcars	16,658,127
Monroe	73,873	Bulk Movement in Boxcars	269,746	Printed Matter	12,854

Featured District Projects




Port of Miami Tunnel

This megaproject will provide direct access between the seaport and highways I-395 and I-95. The POMT will also create another entry to Port Miami besides the Port Bridge, and keep Port Miami, the community's second largest economic generator, competitive.

On Port Rail Connection

Service between Hialeah Yard and Port Miami has been suspended since Hurricane Wilma in 2005. A partnership between the port and FEC reintroduces on-port rail service. The U.S Department of Transportation and the state of Florida invested \$50 million to connect the port with the improved Hialeah Rail Yard.



Post-Panamax Cranes

These cranes can handle a new class of megaships with cargo capacity of over 10,000 TEUs. Two post-Panamax cranes are already installed with four more to be purchased.

Port Miami Harbor Dredging

This project is vital to the Port's ability to serve the larger post-Panamax ships that will be seeking to unload freight in the U.S. following the widening of the Panama Canal.

Key Transportation and Freight Facilities

STRATEGIC INTERMODAL SYSTEM (SIS) HIGHWAYS



I-75, I-95, I-195, I-395, US 1, US 27, SR 997, SR 112, SR 924, SR 826, SR 836, SR 874, Florida's Turnpike

Fact: SIS highways provide access to the ports, airports, and military installations throughout the district and state ensuring the efficient movement of freight, personnel, equipment, and supplies.



SIS RAILROADS



FEC, CSX, FDOT/Tri-Rail, Amtrak

Fact: Florida is linked to 22 other states via 21,000 route miles of railroad track operated by the CSX Corporation.



SIS AIRPORTS



Key West International Airport, Miami International Airport, Kendall-Tamiami Airport, Opa-locka Executive Airport

Fact: Almost 53% of Florida tourists arrive by air and Florida's air passengers account for 10% of the nation's total passengers.



SEAPORTS



Port of Key West, Port Miami

Fact: Florida's 15 seaports move a variety of cargo, serving a diverse statewide consumer market and playing a critical role in international trade - valued at \$82.7 billion in 2011. Florida's ports support tourism through the cruise ship market as well, providing single-day and multiday cruises at six ports.



NON SIS STATE HIGHWAYS



SR A1A, US 41, SR 9

Fact: Trucks transported 83% of all manufactured tonnage in the state in 2010.

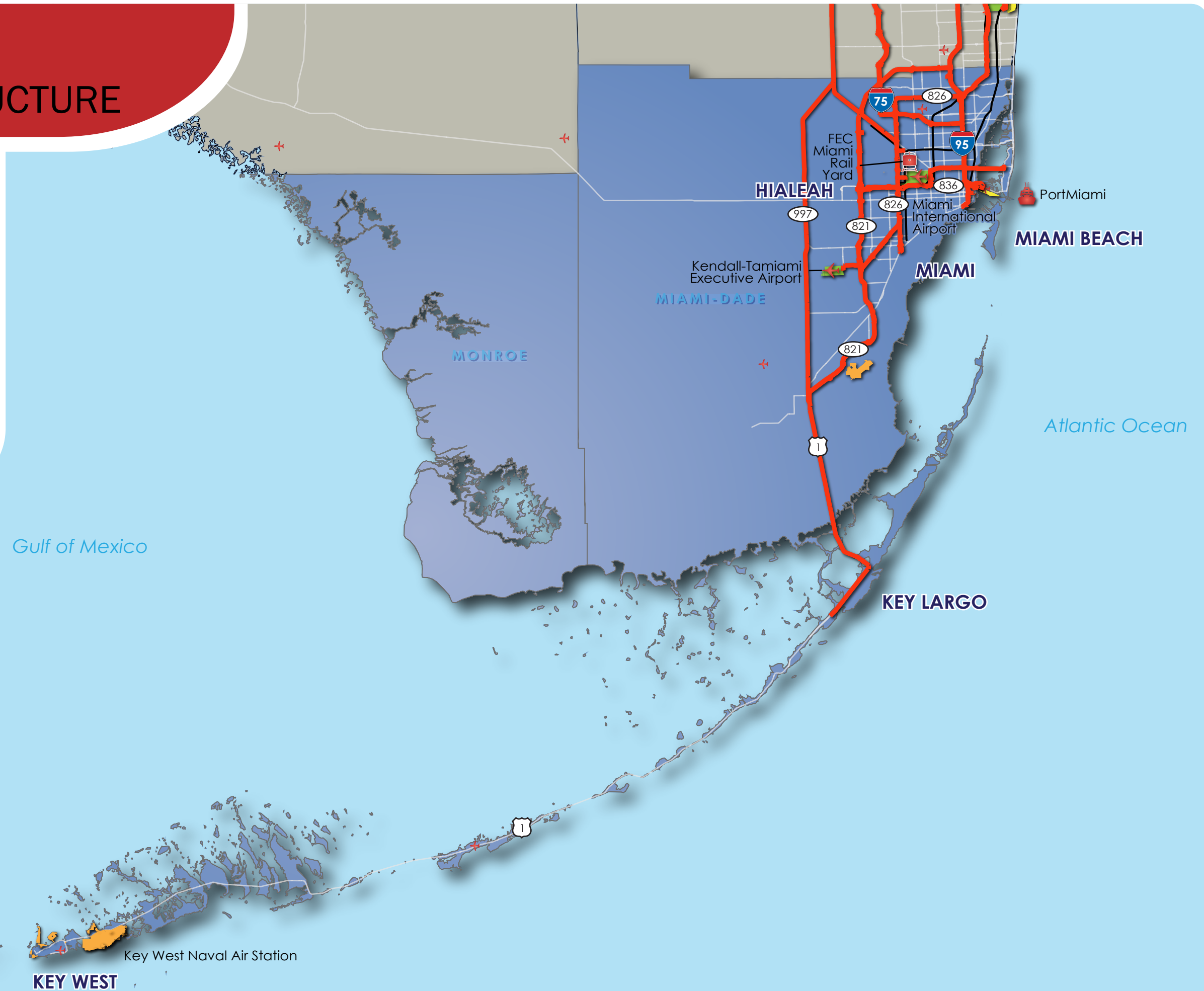


DISTRICT 6

FREIGHT INFRASTRUCTURE

LEGEND

-  Strategic Intermodal System (SIS) Highways
-  Rail Lines
-  Other State Highways
-  SIS Airports
-  SIS Seaports
-  Freight Rail Terminals
-  Military Installations
-  Airports - General Aviation



Florida

FREIGHT & LOGISTICS OVERVIEW

POPULATION	U.S. POPULATION RANK	AREA	U.S. AREA RANK	POPULATION GROWTH RATE
18.8 million	4th	53,625 sq. mi.	22nd	17.6% (2000-2010)

Chamber of Commerce website: <http://www.flchamber.org>

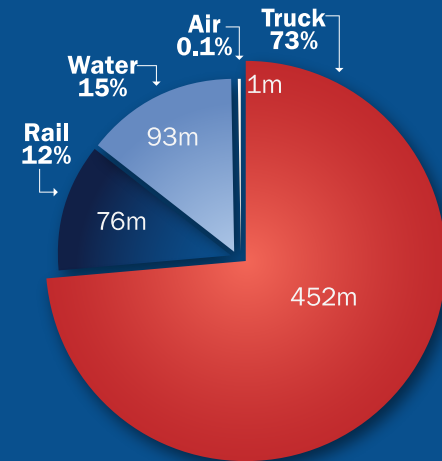
Top Employment Sectors

(Nonagricultural Business Groups by Industry)

1. Trade, Transportation, and Utilities
2. Education and Health Services
3. Government Services
4. Professional and Business Services
5. Healthcare and Social Assistance
6. Leisure and Hospitality

Source: Department of Economic Opportunity-Current Employment Statistics (2012)

DOMESTIC AND INTERNATIONAL MODAL MIX (millions of tons)



Source: Trade & Logistics Study, Florida Chamber 2009

Top Business Sector Initiatives for Retention and Promotion

1. Clean Energy
2. Information Technology
3. Life Sciences
4. Aviation/ Aerospace
5. Homeland Security/ Defense
6. Financial/ Professional Services

Source: Florida Chamber of Commerce

TOTAL FREIGHT FLOWS



Source: Trade & Logistics Study, Florida Chamber 2009

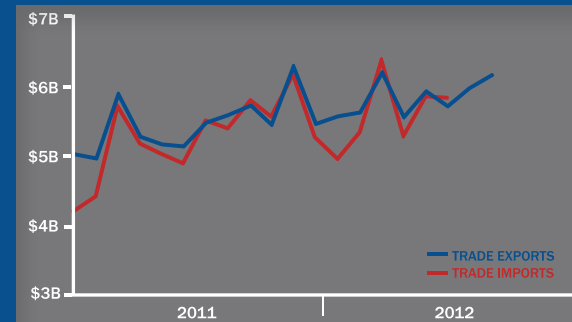
Top International Trade Partners

The state of Florida is a major international hub accounting for approximately \$149 billion in international trade activity in 2011.

EXPORTS		IMPORTS	
1. Switzerland		1. China	
2. Brazil		2. Mexico	
3. Venezuela		3. Japan	
4. Canada		4. Canada	
5. Colombia		5. Colombia	

Source: Trade & Logistics Study, Florida Chamber 2009

FLORIDA TRADE ACTIVITY



Florida infrastructure moves 762 million tons of freight traffic annually.

The state highway system sees 195,755 million annual vehicle miles of travel.

Truck travel accounted for approximately 11% of vehicle miles traveled on the SIS in 2010.

Florida has over 2,700 miles of rail lines, which move over 98 million tons of freight annually.

Florida's Strategic Intermodal System (SIS)

- **Strategic** – Consists of statewide and regionally significant facilities and services
- **Intermodal** – Contains all forms of transportation for moving both people and goods, including linkages for smooth and efficient transfers between modes and major facilities
- **System** – Integrates individual facilities, services, forms of transportation (modes) and linkages into a single, integrated transportation network

The SIS was established to:

- Efficiently serve the mobility needs of Florida's citizens, businesses and visitors
- Help Florida become a worldwide economic leader, enhance economic prosperity and competitiveness, enrich quality of life and reflect responsible environmental stewardship



Florida has 784 aviation facilities, 129 public use, and 19 have commercial service.

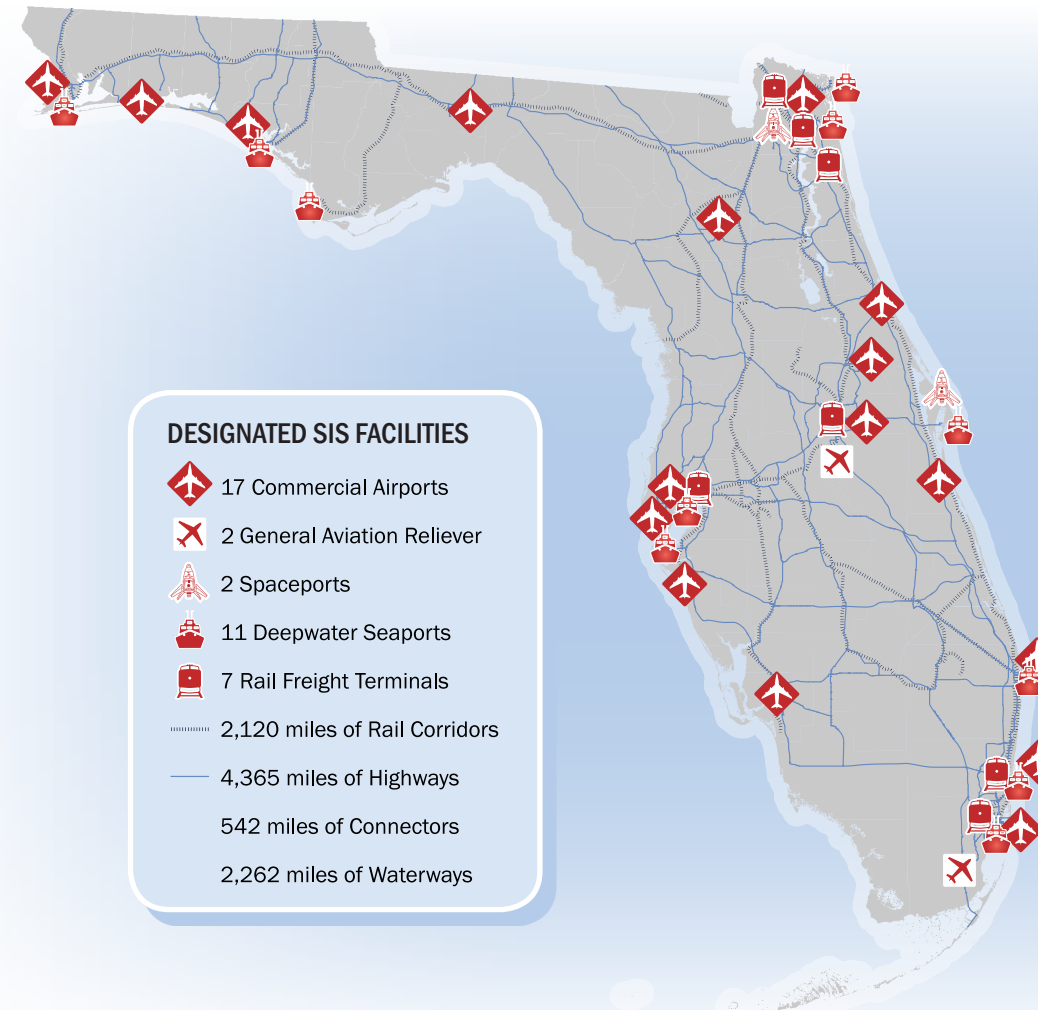
The state boasts 2 spaceports and 5 active launch facilities.

Florida's 15 deepwater seaports moved 106.4 million tons of cargo and handled 2.8 million TEU's (20 foot equivalent container unit) in 2010.

Seven of the 15 seaports in Florida carried 12.7 million passengers, 12.1 million of which sailed on multi-day cruises in 2010.

100% of SIS waterborne freight in Florida is on a coastal or international shipping route.

16 Fortune 500 companies have their headquarters in Florida.





136 S. Bronough Street
Tallahassee, Florida 32301



800 N. Magnolia Avenue, Suite 1100
Orlando, Florida 32803
(407) 956-5600



1580 Waldo Palmer Lane, Suite 1
Tallahassee, Florida 32308
(850) 921-1119



A message from Governor
Scott on the future of
Florida's Freight and Trade

FDOT CONTACTS

Ananth Prasad, P.E.
Secretary of Transportation
Phone (850) 414-5205
Ananth.Prasad@dot.state.fl.us

Juan Flores
Administrator, Freight Logistics &
Passenger Operations
Phone (850) 414-5245
Juan.Flores@dot.state.fl.us

Richard Biter
Assistant Secretary for Intermodal
Systems Development
Phone (850) 414-5235
Richard.Biter@dot.state.fl.us

Gus Pego, P.E.
District 6, Secretary
Phone (305) 470-5197
gus.peg@dot.state.fl.us

Federal Legislative Contacts

United States Senate
Bill Nelson

United States Senate
Marco Rubio

US House of Representatives
Congressional District 23,
Debbie Wasserman Schultz

US House of Representatives
Congressional District 24,
Frederica Wilson

US House of Representatives
Congressional District 25,
Mario Diaz-Balart

US House of Representatives
Congressional District 26,
Joe Garcia

US House of Representatives
Congressional District 27,
Llena Ros-Lehtinen

State Legislative Contacts

Florida Senate
District 35, Gwen Margolis

Florida Senate
District 36, Oscar Braynon, II

Florida Senate
District 37, Anitere Flores

Florida Senate
District 38, Rene Garcia

Florida Senate
District 39, Dwight Bullard

Florida Senate
District 40, Miguel Diaz de la Portilla

Florida Senate
District 40, Alex Diaz de la Portilla

Florida House of Representatives
District 100, Joseph Gibbons

Florida House of Representatives
District 102, Sharon Pritchett

Florida House of Representatives
District 103, Manny Diaz, Jr.

Florida House of Representatives
District 105, Carlos Trujillo

Florida House of Representatives
District 107, Barabra Watson

Florida House of Representatives
District 108, Daphne Cambell

Florida House of Representatives
District 109, Cynthia Stafford

Florida House of Representatives
District 110, Jose Oliva

Florida House of Representatives
District 111, Eduardo Gonzalez

Florida House of Representatives
District 112, Jose Javier Rodriguez

Florida House of Representatives
District 113, David Ricahrdson

Florida House of Representatives
District 114, Erik Fresen

Florida House of Representatives
District 115, Michael Bileca

Florida House of Representatives
District 116, Jose Felix Diaz

Florida House of Representatives
District 117, Kionne McGhee

Florida House of Representatives
District 118, Frank Artiles

Florida House of Representatives
District 119, Jeanette Nunez

Florida House of Representatives
District 120, Holly Merrill Raschein



In recognition of the significant role that freight mobility plays as an economic driver for the state, an Office of Freight, Logistics and Passenger Operations has been created at FDOT. This office has been tasked with meeting the requirements of legislation in Florida House Bill 599, as well as meeting national freight guidance offered in H.R. 4348, the Moving Ahead for Progress in the 21st Century Act (MAP-21).

HB599 requires FDOT to lead the development of a plan to "enhance the integration and connectivity of the transportation system across and between transportation modes throughout the state." For this reason, Florida is already on schedule to meet MAP-21 guidelines and has become a leader in freight issues through its ongoing work in developing a Freight Mobility and Trade Plan. For more information, please see www.freightmovesflorida.com.