



136 S. Bronough Street
Tallahassee, Florida 32301



800 N. Magnolia Avenue, Suite 1100
Orlando, Florida 32803
(407) 956-5600



1580 Waldo Palmer Lane, Suite 1
Tallahassee, Florida 32308
(850) 921-1119



A message from Governor
Scott on the future of
Florida's Freight and Trade

WASHINGTON COUNTY FREIGHT & LOGISTICS OVERVIEW

FLORIDA DEPARTMENT OF TRANSPORTATION


FDOT CONTACTS

Ananth Prasad, P.E.
Secretary of Transportation
Phone (850) 414-5205
Ananth.Prasad@dot.state.fl.us

Juan Flores
Administrator, Freight Logistics &
Passenger Operations
Phone (850) 414-5245
Juan.Flores@dot.state.fl.us

Richard Biter
Assistant Secretary for Intermodal
Systems Development
Phone (850) 414-5235
Richard.Biter@dot.state.fl.us

Tommy Barfield
District 3, Secretary
Phone (850) 415-9200
Tommy.Barfield@dot.state.fl.us



Federal Legislative Contacts

United States Senate
Bill Nelson
Phone (202) 224-5274


United States Senate
Marco Rubio
Phone (202) 224-3071

US House of Representatives
District 1, Jeff Miller
Phone (202) 225-4136

State Legislative Contacts:

Florida Senate
District 1, Greg Evers
Phone (850) 487-5001

Florida House of Representatives
District 5, Marti Coley
Phone (850) 717-5005



FDOT MISSION:

THE DEPARTMENT WILL PROVIDE A SAFE TRANSPORTATION SYSTEM THAT ENSURES THE MOBILITY OF PEOPLE AND GOODS, ENHANCES ECONOMIC PROSPERITY AND PRESERVES THE QUALITY OF OUR ENVIRONMENT AND COMMUNITIES.



In recognition of the significant role that freight mobility plays as an economic driver for the state, an Office of Freight, Logistics and Passenger Operations has been created at FDOT. This office has been tasked with meeting the requirements of legislation in Florida House Bill 599, as well as meeting national freight guidance offered in H.R. 4348, the Moving Ahead for Progress in the 21st Century Act (MAP-21).

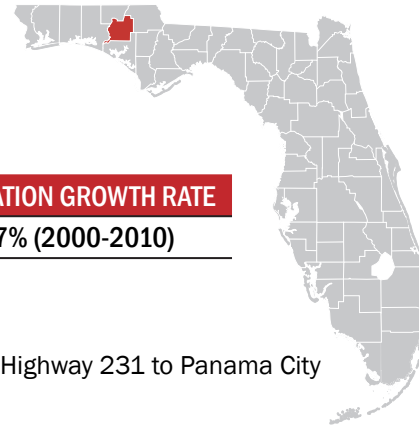
HB599 requires FDOT to lead the development of a plan to "enhance the integration and connectivity of the transportation system across and between transportation modes throughout the state." For this reason, Florida is already on schedule to meet MAP-21 guidelines and has become a leader in freight issues through its ongoing work in developing a Freight Mobility and Trade Plan. For more information, please see www.freightmovesflorida.com.



January 2013

Washington County

FREIGHT & LOGISTICS OVERVIEW



COUNTY SEAT	LARGEST CITY	AREA	POPULATION	POPULATION GROWTH RATE
Chipley, FL	Chipley, FL	616 square miles	24,896	18.7% (2000-2010)

Primary Economic Development Contact: <http://www.washcomall.com/>

- Located in the heart of the Florida Panhandle.
- Washington County is within easy access on Interstate 10 to Tallahassee and Pensacola and Highway 231 to Panama City and Dothan, Alabama.
- Washington County was created in 1825 and previously stretched all the way to the Gulf of Mexico.



Top 5 Growing Industries

INDUSTRY	NET JOB CREATION
1. Educational Services	682
2. Manufacturing	186
3. Retail Trade	88
4. Arts, Entertainment, and Recreation	58
5. Accommodation and Food Services	43

Source: Florida Department of Economic Opportunity, Labor Market Statistics Center. LEHD State of Florida County Reports-Quarterly Workforce Indicators 2010-2011.



Largest Industry Sectors by Employment

INDUSTRY SECTORS	% OF WORKFORCE
1. Public Administration	19.9%
2. Trade, Transportation, and Utilities	15.4%
3. Construction	5.7%

Source: Enterprise Florida



Major Private Sector Employers

EMPLOYER	BUSINESS LINE	NUMBER OF EMPLOYEES
1. WestPoint Home, Inc.	Bed/Bath Products	711
2. Wal-Mart	Retail	400
3. NW Florida Community Hospital	Healthcare	200
4. Trawick Construction	Telephone Lines	125
5. ARC of Wash-Holmes Cos.	Resort	120

Source: Enterprise Florida

Florida infrastructure moves 762 million tons of freight traffic annually.

The state highway system sees 195,755 million annual vehicle miles of travel.

Truck travel accounted for approximately 11% of vehicle miles traveled on the SIS in 2010.

Florida has over 2,700 miles of rail lines, which move over 98 million tons of freight annually.

Florida's Strategic Intermodal System (SIS)

- **Strategic** – Consists of statewide and regionally significant facilities and services
- **Intermodal** – Contains all forms of transportation for moving both people and goods, including linkages for smooth and efficient transfers between modes and major facilities
- **System** – Integrates individual facilities, services, forms of transportation (modes) and linkages into a single, integrated transportation network

The SIS was established to:

- Efficiently serve the mobility needs of Florida's citizens, businesses and visitors
- Help Florida become a worldwide economic leader, enhance economic prosperity and competitiveness, enrich quality of life and reflect responsible environmental stewardship



Florida has 784 aviation facilities, 129 public use, and 19 have commercial service.

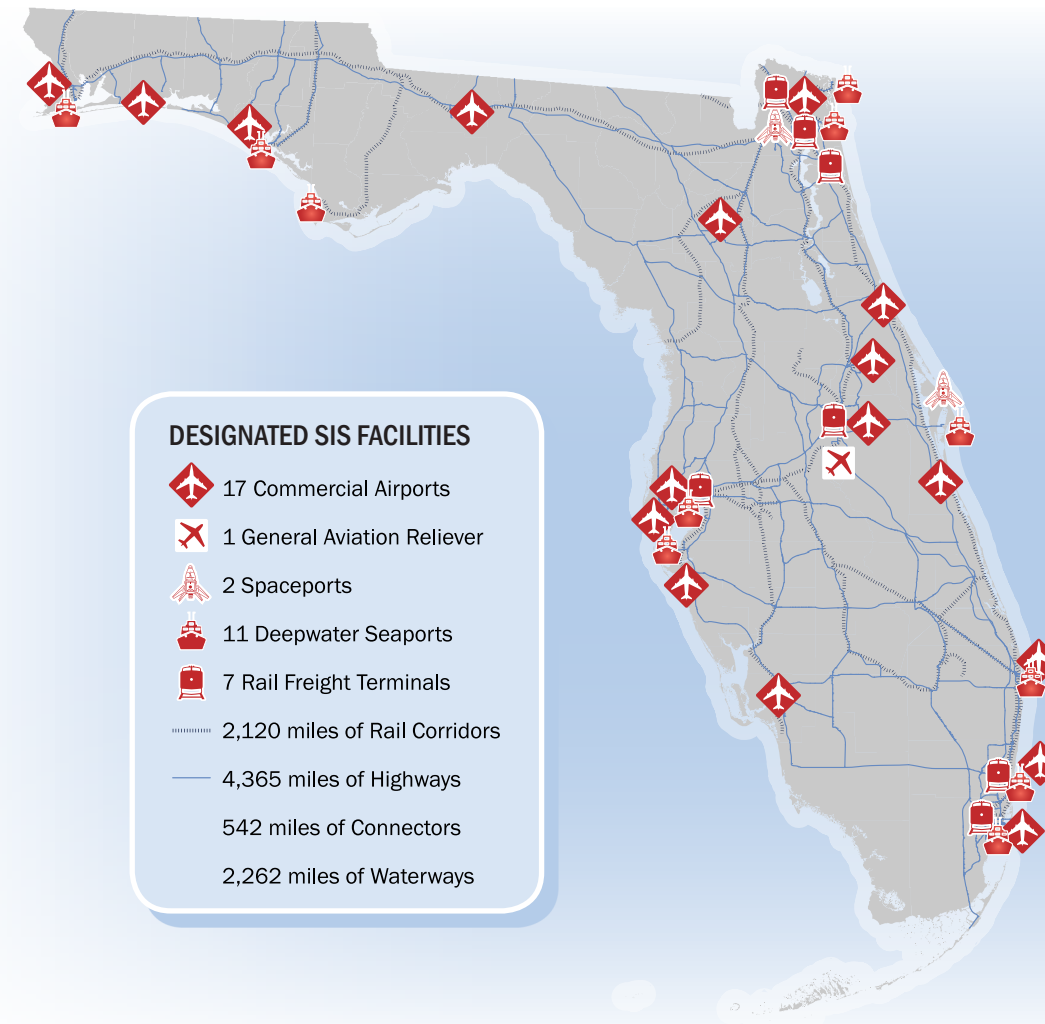
The state boasts 2 spaceports and 5 active launch facilities.

Florida's 15 deepwater seaports moved 106.4 million tons of cargo and handled 2.8 million TEU's (20 foot equivalent container unit) in 2010.

Seven of the 15 seaports in Florida carried 12.7 million passengers, 12.1 million of which sailed on multi-day cruises in 2010.

100% of SIS waterborne freight in Florida is on a coastal or international shipping route.

16 Fortune 500 companies have their headquarters in Florida.



Florida

FREIGHT & LOGISTICS OVERVIEW

POPULATION	POPULATION RANK	AREA	AREA RANK	POPULATION GROWTH RATE
18.8 million	4th	53,625 sq. mi.	22nd	17.6% (2000-2010)

Chamber of Commerce website: <http://www.flchamber.org>

Top Employment Sectors

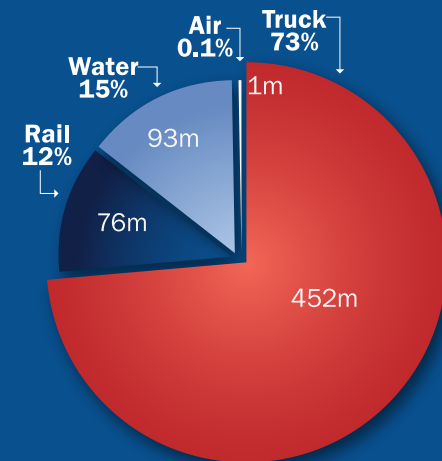
(Nonagricultural Business Groups by Industry)

1. Trade, Transportation, and Utilities
2. Education and Health Services
3. Government Services
4. Professional and Business Services
5. Healthcare and Social Assistance
6. Leisure and Hospitality

Source: Department of Economic Opportunity-Current Employment Statistics (2012)

DOMESTIC AND INTERNATIONAL MODAL MIX

(millions of tons)



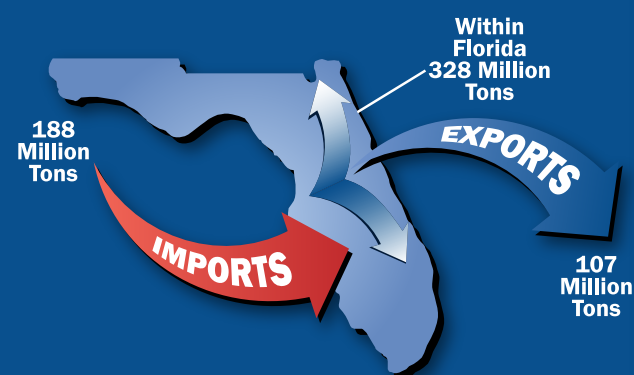
Source: Trade & Logistics Study, Florida Chamber 2009

Top Business Sector Initiatives for Retention and Promotion

1. Clean Energy
2. Information Technology
3. Life Sciences
4. Aviation/ Aerospace
5. Homeland Security/ Defense
6. Financial/ Professional Services

Source: Florida Chamber of Commerce

TOTAL FREIGHT FLOWS



Source: Trade & Logistics Study, Florida Chamber 2009

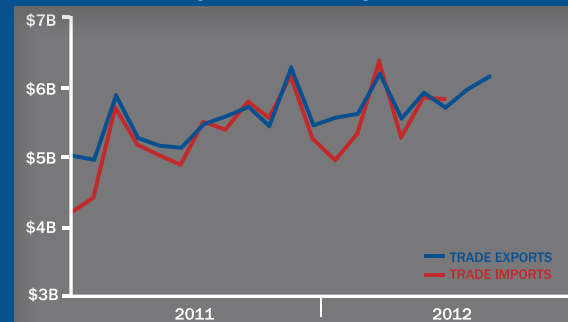
Top International Trade Partners

The state of Florida is a major international hub accounting for approximately \$149 billion in international trade activity in 2011.

EXPORTS		IMPORTS	
1. Switzerland		1. China	
2. Brazil		2. Mexico	
3. Venezuela		3. Japan	
4. Canada		4. Canada	
5. Colombia		5. Colombia	

Source: Trade & Logistics Study, Florida Chamber 2009

FLORIDA TRADE ACTIVITY



Key Transportation and Freight Facilities

STRATEGIC INTERMODAL SYSTEM (SIS) HIGHWAYS		I-10, SR 77, SR 79
SIS RAILROADS		CSX
SIS AIRPORTS		Northwest Florida - Beaches International Airport
SEAPORTS		Port of Panama City
NON SIS STATE HIGHWAYS		SR 20, SR 277, SR 272
GENERAL AVIATION AIRPORTS		Tri-County Airport



Top Imports

INBOUND FREIGHT	TRUCK TONNAGE
1. Bulk Movement in Boxcars	47,752
2. Nonmetallic Minerals	31,048
3. Food or Kindred Products	24,786
4. Clay, Concrete, Glass or Stone	22,832
5. Lumber or Wood Products	21,357

Source: IHS Global Inc.'s Transearch, 2011

Top Exports

OUTBOUND FREIGHT	TRUCK TONNAGE
1. Lumber or Wood Products	65,161
2. Farm Products	36,459
3. Clay, Concrete, Glass or Stone	23,333
4. Food or Kindred Products	16,281
5. Apparel or Related Products	12,520

Source: IHS Global Inc.'s Transearch, 2011



Top Trading Partners

IMPORTS	TRUCK TONNAGE
Jackson County, FL	17,964
Miami-Dade County, FL	15,234
Bay County, FL	11,081
Walton County, FL	7,644
Gadsden County, FL	5,806

Source: IHS Global Inc.'s Transearch, 2011

Top Trading Partners

EXPORTS	TRUCK TONNAGE
Mobile County, AL	21,681
Escambia County, FL	11,467
Okaloosa County, FL	7,251
Early County, GA	5,501
Escambia County, AL	5,338

Source: IHS Global Inc.'s Transearch, 2011

