



136 S. Bronough Street  
Tallahassee, Florida 32301



800 N. Magnolia Avenue, Suite 1100  
Orlando, Florida 32803  
(407) 956-5600



1580 Waldo Palmer Lane, Suite 1  
Tallahassee, Florida 32308  
(850) 921-1119



A message from Governor  
Scott on the future of  
Florida's Freight and Trade

# WALTON COUNTY FREIGHT & LOGISTICS OVERVIEW

## FLORIDA DEPARTMENT OF TRANSPORTATION


### FDOT CONTACTS

**Ananth Prasad, P.E.**  
Secretary of Transportation  
Phone (850) 414-5205  
Ananth.Prasad@dot.state.fl.us

**Juan Flores**  
Administrator, Freight Logistics &  
Passenger Operations  
Phone (850) 414-5245  
Juan.Flores@dot.state.fl.us

**Richard Biter**  
Assistant Secretary for Intermodal  
Systems Development  
Phone (850) 414-5235  
Richard.Biter@dot.state.fl.us

**Tommy Barfield**  
District 3, Secretary  
Phone (850) 415-9200  
Tommy.Barfield@dot.state.fl.us



### Federal Legislative Contacts

**United States Senate**  
Bill Nelson  
Phone (202) 224-5274


**United States Senate**  
Marco Rubio  
Phone (202) 224-3071

**US House of Representatives**  
District 1, Jeff Miller  
Phone (202) 225-4136

### State Legislative Contacts:

**Florida Senate**  
District 1, Greg Evers  
Phone (850) 487-5001

**Florida House of Representatives**  
District 5, Marti Coley  
Phone (850) 717-5005



### FDOT MISSION:

THE DEPARTMENT WILL PROVIDE A SAFE TRANSPORTATION SYSTEM THAT ENSURES THE MOBILITY OF PEOPLE AND GOODS, ENHANCES ECONOMIC PROSPERITY AND PRESERVES THE QUALITY OF OUR ENVIRONMENT AND COMMUNITIES.



In recognition of the significant role that freight mobility plays as an economic driver for the state, an Office of Freight, Logistics and Passenger Operations has been created at FDOT. This office has been tasked with meeting the requirements of legislation in Florida House Bill 599, as well as meeting national freight guidance offered in H.R. 4348, the Moving Ahead for Progress in the 21st Century Act (MAP-21).

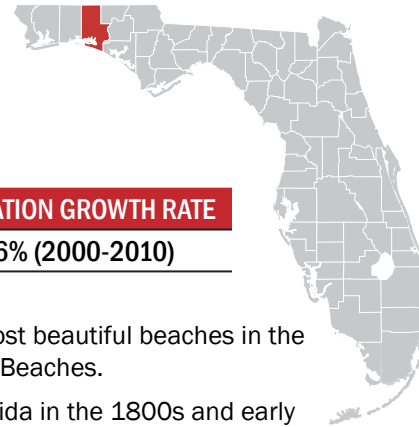
HB599 requires FDOT to lead the development of a plan to "enhance the integration and connectivity of the transportation system across and between transportation modes throughout the state." For this reason, Florida is already on schedule to meet MAP-21 guidelines and has become a leader in freight issues through its ongoing work in developing a Freight Mobility and Trade Plan. For more information, please see [www.freightmovesflorida.com](http://www.freightmovesflorida.com).



January 2013

# Walton County

## FREIGHT & LOGISTICS OVERVIEW



COUNTY SEAT	LARGEST CITY	AREA	POPULATION	POPULATION GROWTH RATE
DeFuniak Springs, FL	DeFuniak Springs, FL	1238 square miles	55,043	35.6% (2000-2010)

Primary Economic Development Contact: <http://www.wcedafl.com>

- Walton County is one of Florida's fastest growing counties. The county boasts some of the most beautiful beaches in the world, including 16 certified Blue Wave Beaches. The County boasts 16 certified "Blue Wave" Beaches.
- Turpentine was harvested from long leaf pine trees across Walton County and Northwest Florida in the 1800s and early 1900s. Evidence of the activity can still be found in the area forests.



### Top 5 Growing Industries

INDUSTRY	NET JOB CREATION
1. Educational Services	1,290
2. Retail Trade	650
3. Accommodation and Food Services	338
4. Administrative, Support, Waste Management, and Remediation Services	71
5. Health Care and Social Assistance	63

Source: Florida Department of Economic Opportunity, Labor Market Statistics Center, LEHD State of Florida County Reports-Quarterly Workforce Indicators 2010-2011.



### Largest Industry Sectors by Employment

INDUSTRY SECTORS	% OF WORKFORCE
1. Leisure and Hospitality	23.8%
2. Trade, Transportation, and Utilities	20.9%
3. Education and Health Services	10.4%

Source: Enterprise Florida



### Major Private Sector Employers

EMPLOYER	BUSINESS LINE	NUMBER OF EMPLOYEES
1. Sandestin Golf and Beach Resort	Resort	1,800
2. Sacred Heart on the Emerald Coast	Healthcare	261
3. ResortQuest	Resort/ Property Management	250
4. Publix	Retail	140
5. Hilton Sandestin Beach Golf Resort & Spa	Resort	128

Source: Enterprise Florida

Florida infrastructure moves 762 million tons of freight traffic annually.

The state highway system sees 195,755 million annual vehicle miles of travel.

Truck travel accounted for approximately 11% of vehicle miles traveled on the SIS in 2010.

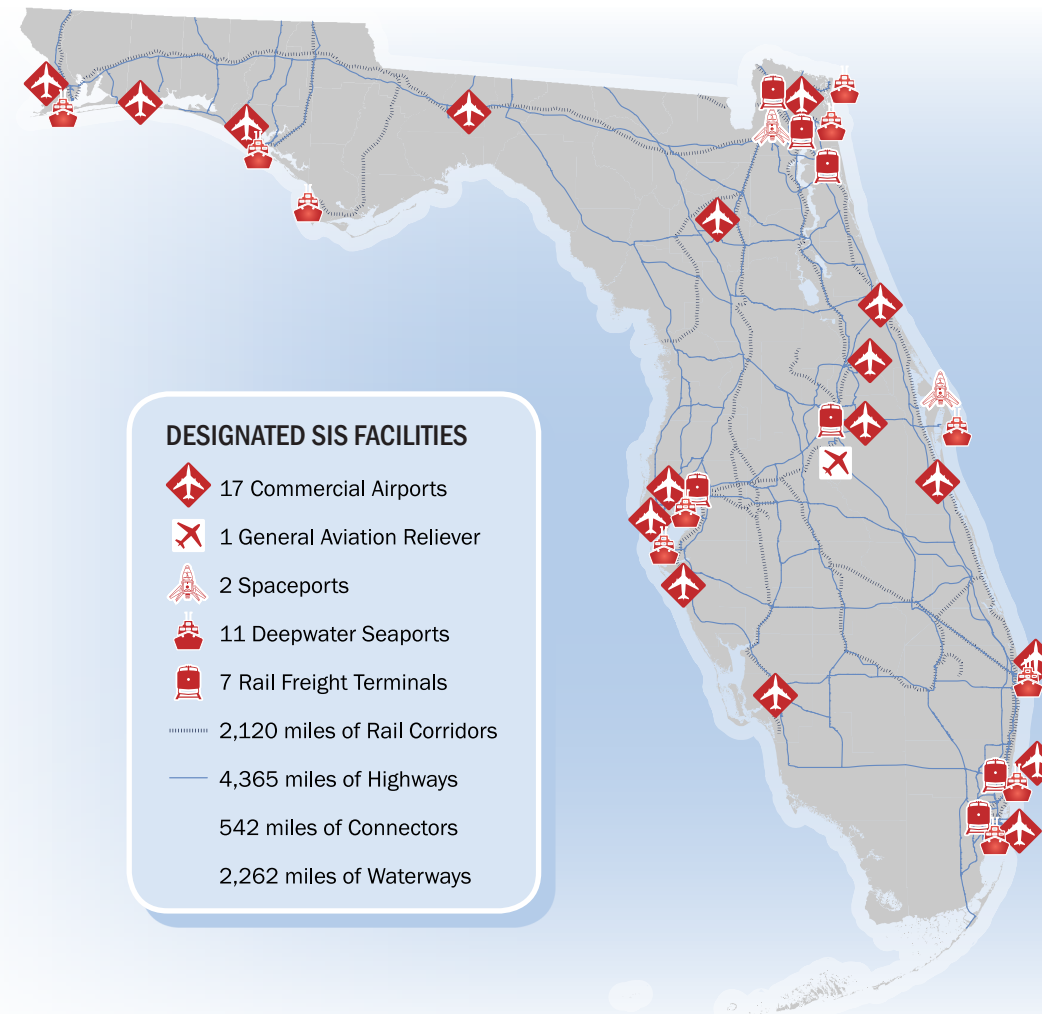
Florida has over 2,700 miles of rail lines, which move over 98 million tons of freight annually.

### Florida's Strategic Intermodal System (SIS)

- Strategic** – Consists of statewide and regionally significant facilities and services
- Intermodal** – Contains all forms of transportation for moving both people and goods, including linkages for smooth and efficient transfers between modes and major facilities
- System** – Integrates individual facilities, services, forms of transportation (modes) and linkages into a single, integrated transportation network

#### The SIS was established to:

- Efficiently serve the mobility needs of Florida's citizens, businesses and visitors
- Help Florida become a worldwide economic leader, enhance economic prosperity and competitiveness, enrich quality of life and reflect responsible environmental stewardship



Florida has 784 aviation facilities, 129 public use, and 19 have commercial service.

The state boasts 2 spaceports and 5 active launch facilities.

Florida's 15 deepwater seaports moved 106.4 million tons of cargo and handled 2.8 million TEU's (20 foot equivalent container unit) in 2010.

Seven of the 15 seaports in Florida carried 12.7 million passengers, 12.1 million of which sailed on multi-day cruises in 2010.

100% of SIS waterborne freight in Florida is on a coastal or international shipping route.

16 Fortune 500 companies have their headquarters in Florida.

# Florida

## FREIGHT & LOGISTICS OVERVIEW

POPULATION	POPULATION RANK	AREA	AREA RANK	POPULATION GROWTH RATE
18.8 million	4th	53,625 sq. mi.	22nd	17.6% (2000-2010)

Chamber of Commerce website: <http://www.flchamber.org>

### Top Employment Sectors

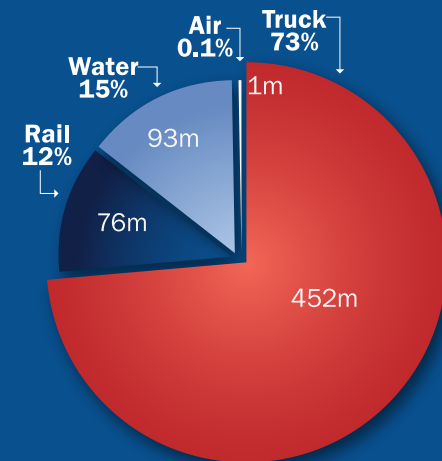
(Nonagricultural Business Groups by Industry)

1. Trade, Transportation, and Utilities
2. Education and Health Services
3. Government Services
4. Professional and Business Services
5. Healthcare and Social Assistance
6. Leisure and Hospitality

Source: Department of Economic Opportunity-Current Employment Statistics (2012)

### DOMESTIC AND INTERNATIONAL MODAL MIX

(millions of tons)



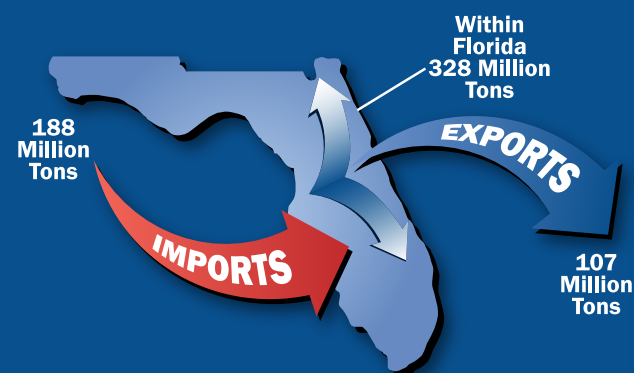
Source: Trade & Logistics Study, Florida Chamber 2009

### Top Business Sector Initiatives for Retention and Promotion

1. Clean Energy
2. Information Technology
3. Life Sciences
4. Aviation/ Aerospace
5. Homeland Security/ Defense
6. Financial/ Professional Services

Source: Florida Chamber of Commerce

### TOTAL FREIGHT FLOWS



Source: Trade & Logistics Study, Florida Chamber 2009

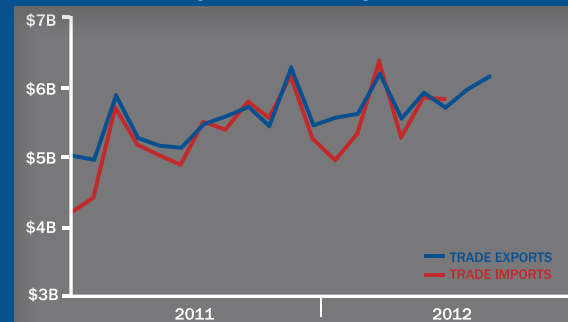
### Top International Trade Partners

The state of Florida is a major international hub accounting for approximately \$149 billion in international trade activity in 2011.

EXPORTS		IMPORTS	
1. Switzerland		1. China	
2. Brazil		2. Mexico	
3. Venezuela		3. Japan	
4. Canada		4. Canada	
5. Colombia		5. Colombia	


Source: Trade & Logistics Study, Florida Chamber 2009

### FLORIDA TRADE ACTIVITY



### Key Transportation and Freight Facilities

STRATEGIC INTERMODAL SYSTEM (SIS) HIGHWAYS		I-10, US 331, US 98
SIS RAILROADS		CSX
SIS AIRPORTS		Northwest Florida Regional, Northwest Florida - Beaches International Airport
SEAPORTS		Port of Panama City
NON SIS STATE HIGHWAYS		US 90, SR 20, SR 83
GENERAL AVIATION AIRPORTS		DeFuniak Springs Airport



### Top Imports

INBOUND FREIGHT	TRUCK TONNAGE
1. Petroleum or Coal Products	271,307
2. Nonmetallic Minerals	155,796
3. Bulk Movement in Boxcars	152,863
4. Clay, Concrete, Glass or Stone	70,109
5. Food or Kindred Products	43,730

Source: IHS Global Inc.'s Transearch, 2011

### Top Exports

OUTBOUND FREIGHT	TRUCK TONNAGE
1. Nonmetallic Minerals	946,280
2. Clay, Concrete, Glass or Stone	152,852
3. Lumber or Wood Products	92,472
4. Farm Products	62,190
5. Petroleum or Coal Products	56,505

Source: IHS Global Inc.'s Transearch, 2011



### Top Trading Partners

IMPORTS	TRUCK TONNAGE
Geneva County, AL	71,272
Bay County, FL	70,434
Jackson County, MS	60,578
Mobile County, AL	54,532
Miami-Dade County, FL	52,540

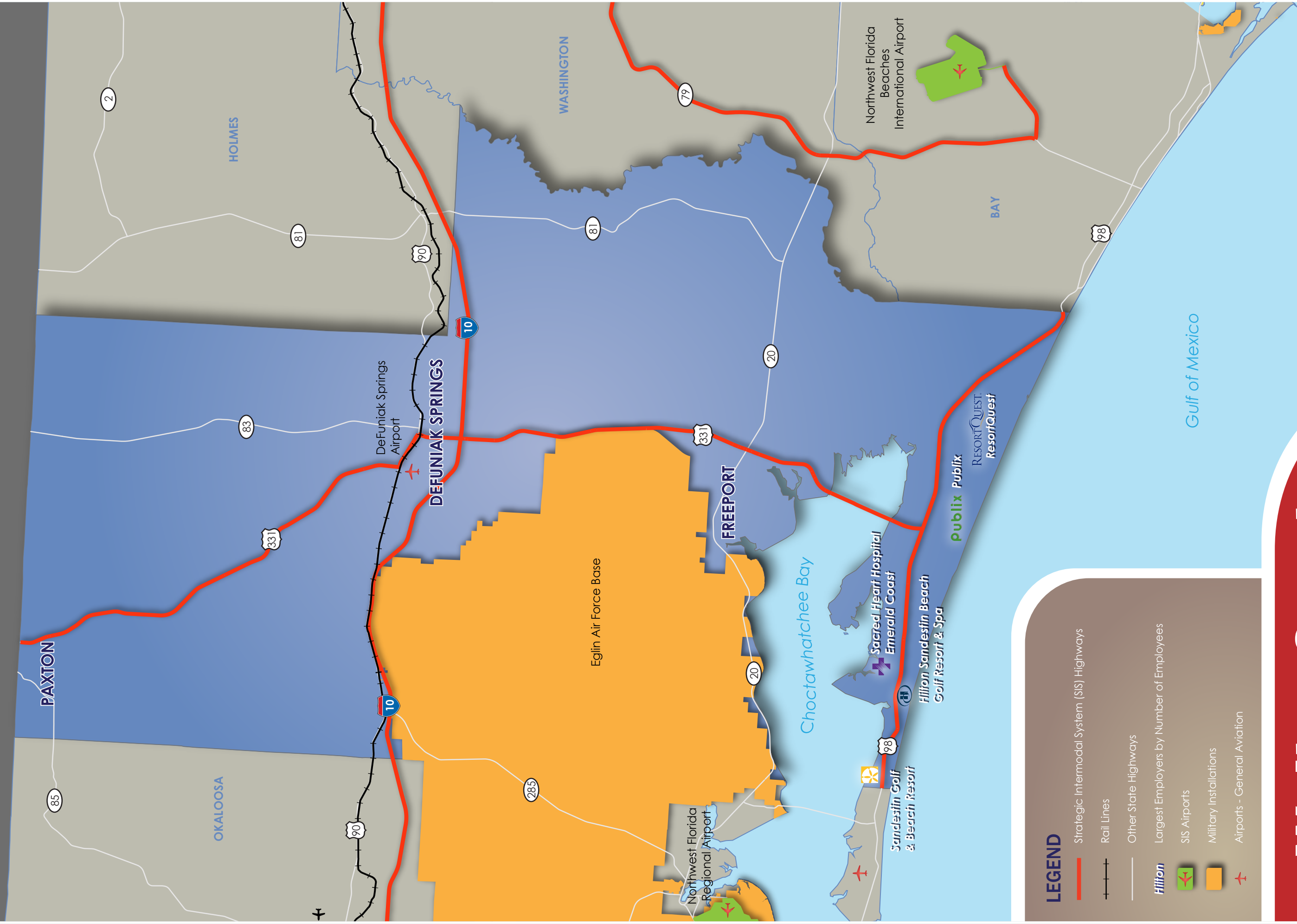
Source: IHS Global Inc.'s Transearch, 2011

### Top Trading Partners

EXPORTS	TRUCK TONNAGE
Okaloosa County, FL	781,968
Bay County, FL	165,758
Escambia County, FL	87,434
Holmes County, FL	44,104
Mobile County, AL	20,918

Source: IHS Global Inc.'s Transearch, 2011

ALABAMA



**LEGEND**

— Strategic Intermodal System (SIS) Highways

— Rail Lines

— Other State Highways

■ Largest Employers by Number of Employees

✈ SIS Airports

✈ Military Installations

✈ Airports - General Aviation

**Hilton**



**Walton County**  
FREIGHT INFRASTRUCTURE