



136 S. Bronough Street
Tallahassee, Florida 32301



800 N. Magnolia Avenue, Suite 1100
Orlando, Florida 32803
(407) 956-5600



1580 Waldo Palmer Lane, Suite 1
Tallahassee, Florida 32308
(850) 921-1119



A message from Governor
Scott on the future of
Florida's Freight and Trade

SUMTER COUNTY FREIGHT & LOGISTICS OVERVIEW

FLORIDA DEPARTMENT OF TRANSPORTATION


FDOT CONTACTS

Ananth Prasad, P.E.
Secretary of Transportation
Phone (850) 414-5205
Ananth.Prasad@dot.state.fl.us

Juan Flores
Administrator, Freight Logistics &
Passenger Operations
Phone (850) 414-5245
Juan.Flores@dot.state.fl.us

Richard Biter
Assistant Secretary for Intermodal
Systems Development
Phone (850) 414-5235
Richard.Biter@dot.state.fl.us

Noranne Downs, P.E.
District 5, Secretary
Phone (386) 943-5474
Noranne.Downs@dot.state.fl.us



Federal Legislative Contacts

United States Senate
Bill Nelson
Phone (202) 224-5274

United States Senate
Marco Rubio
Phone (202) 224-3071

US House of Representatives
District 10, Daniel Webster
Phone (202) 225-2176


US House of Representatives
District 11, Richard Nugent
Phone (202) 225-1002

State Legislative Contacts:

Florida Senate
District 11, Alan Hays
Phone (850) 487-5011

Florida Senate
District 18, Wilton Simpson
Phone (850) 487-5018

Florida House of Representatives
District 33, Marlene O'Toole
Phone (850) 717-5033



FDOT MISSION:

THE DEPARTMENT WILL PROVIDE A SAFE TRANSPORTATION SYSTEM THAT ENSURES THE MOBILITY OF PEOPLE AND GOODS, ENHANCES ECONOMIC PROSPERITY AND PRESERVES THE QUALITY OF OUR ENVIRONMENT AND COMMUNITIES.



In recognition of the significant role that freight mobility plays as an economic driver for the state, an Office of Freight, Logistics and Passenger Operations has been created at FDOT. This office has been tasked with meeting the requirements of legislation in Florida House Bill 599, as well as meeting national freight guidance offered in H.R. 4348, the Moving Ahead for Progress in the 21st Century Act (MAP-21).

HB599 requires FDOT to lead the development of a plan to "enhance the integration and connectivity of the transportation system across and between transportation modes throughout the state." For this reason, Florida is already on schedule to meet MAP-21 guidelines and has become a leader in freight issues through its ongoing work in developing a Freight Mobility and Trade Plan. For more information, please see www.freightmovesflorida.com.



January 2013

Sumter County

FREIGHT & LOGISTICS OVERVIEW



COUNTY SEAT	LARGEST CITY	AREA	POPULATION	POPULATION GROWTH RATE
Bushnell, FL	Wildwood, FL	580 square miles	93,420	75.1% (2000-2010)

Primary Economic Development Contact: <http://www.sumterbusiness.com/>

- “Florida’s Friendliest Hometown”, The Villages, is the fastest growing metropolitan area in the United States and the largest residential development in Central Florida.
- As the only city in the state that has immediate access to Florida’s Turnpike, I-75, US 301 and SR 44, Wildwood has become a transportation hub for industries and businesses.
- CSX currently rolls 15 to 25 trains per day through Sumter County, each pulling up to 90 freight cars, serving 23 states over their 21,000 mile rail network.



Top 5 Growing Industries

INDUSTRY	NET JOB CREATION
1. Health Care and Social Assistance	418
2. Administrative, Support, Waste Management, and Remediation Services	231
3. Real Estate, Rental and Leasing	53
4. Other Services (except Public Administration)	49
5. Professional, Scientific and Technical Services	42

Source: Florida Department of Economic Opportunity, Labor Market Statistics Center, LEHD State of Florida County Reports-Quarterly Workforce Indicators 2010-2011



Largest Industry Sectors by Employment

INDUSTRY SECTORS	% OF WORKFORCE
1. Leisure and Hospitality	20.7%
2. Trade, Transportation, and Utilities	17.6%
3. Education and Health Services	12.7%

Source: Enterprise Florida



Major Private Sector Employers

EMPLOYER	BUSINESS LINE	NUMBER OF EMPLOYEES
1. Coleman Federal Prison	Federal Corrections	1,004
2. Sumter District Schools	Public Education	815
3. The Villages	Housing Construction	700
4. Sumter Correctional Institute	Corrections	500
5. T&D Concrete	Concrete	460

Source: Enterprise Florida

Florida infrastructure moves 762 million tons of freight traffic annually.

The state highway system sees 195,755 million annual vehicle miles of travel.

Truck travel accounted for approximately 11% of vehicle miles traveled on the SIS in 2010.

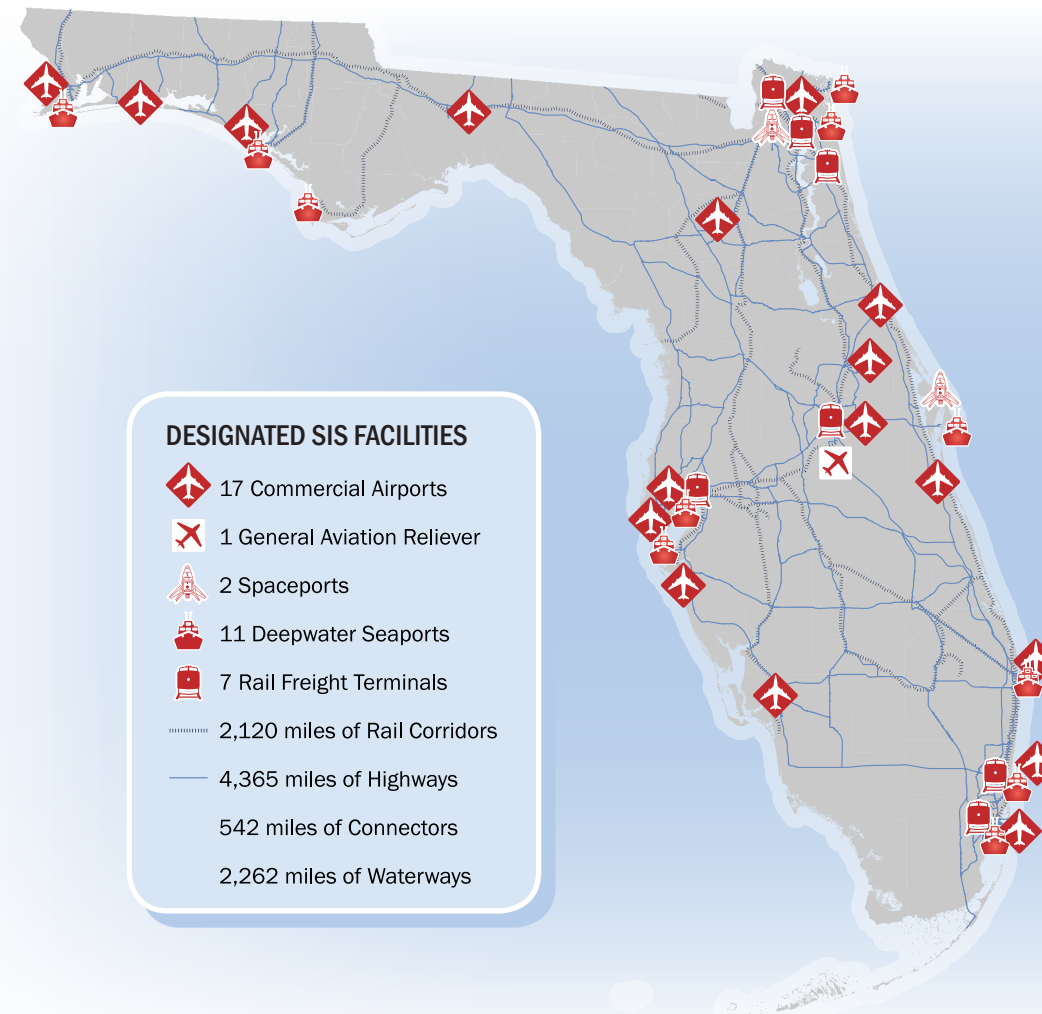
Florida has over 2,700 miles of rail lines, which move over 98 million tons of freight annually.

Florida’s Strategic Intermodal System (SIS)

- **Strategic** – Consists of statewide and regionally significant facilities and services
- **Intermodal** – Contains all forms of transportation for moving both people and goods, including linkages for smooth and efficient transfers between modes and major facilities
- **System** – Integrates individual facilities, services, forms of transportation (modes) and linkages into a single, integrated transportation network

The SIS was established to:

- Efficiently serve the mobility needs of Florida’s citizens, businesses and visitors
- Help Florida become a worldwide economic leader, enhance economic prosperity and competitiveness, enrich quality of life and reflect responsible environmental stewardship



DESIGNATED SIS FACILITIES

- 17 Commercial Airports
- 1 General Aviation Reliever
- 2 Spaceports
- 11 Deepwater Seaports
- 7 Rail Freight Terminals
- 2,120 miles of Rail Corridors
- 4,365 miles of Highways
- 542 miles of Connectors
- 2,262 miles of Waterways

Florida has 784 aviation facilities, 129 public use, and 19 have commercial service.

The state boasts 2 spaceports and 5 active launch facilities.

Florida’s 15 deepwater seaports moved 106.4 million tons of cargo and handled 2.8 million TEU’s (20 foot equivalent container unit) in 2010.

Seven of the 15 seaports in Florida carried 12.7 million passengers, 12.1 million of which sailed on multi-day cruises in 2010.

100% of SIS waterborne freight in Florida is on a coastal or international shipping route.

16 Fortune 500 companies have their headquarters in Florida.

Florida

FREIGHT & LOGISTICS OVERVIEW

POPULATION	POPULATION RANK	AREA	AREA RANK	POPULATION GROWTH RATE
18.8 million	4th	53,625 sq. mi.	22nd	17.6% (2000-2010)

Chamber of Commerce website: <http://www.flchamber.org>

Top Employment Sectors

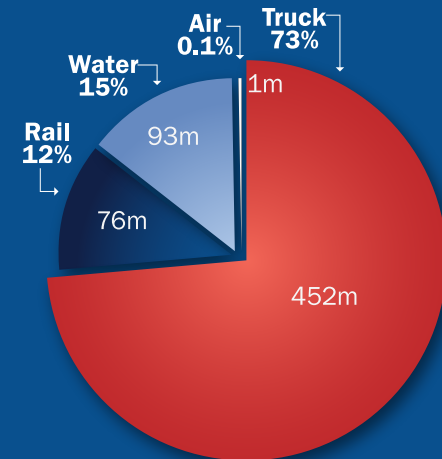
(Nonagricultural Business Groups by Industry)

1. Trade, Transportation, and Utilities
2. Education and Health Services
3. Government Services
4. Professional and Business Services
5. Healthcare and Social Assistance
6. Leisure and Hospitality

Source: Department of Economic Opportunity-Current Employment Statistics (2012)

DOMESTIC AND INTERNATIONAL MODAL MIX

(millions of tons)



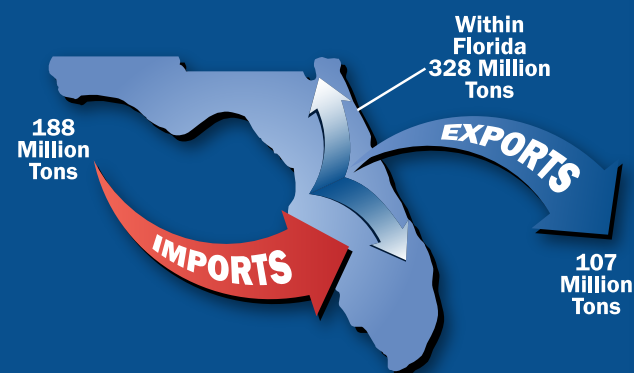
Source: Trade & Logistics Study, Florida Chamber 2009

Top Business Sector Initiatives for Retention and Promotion

1. Clean Energy
2. Information Technology
3. Life Sciences
4. Aviation/ Aerospace
5. Homeland Security/ Defense
6. Financial/ Professional Services

Source: Florida Chamber of Commerce

TOTAL FREIGHT FLOWS



Source: Trade & Logistics Study, Florida Chamber 2009

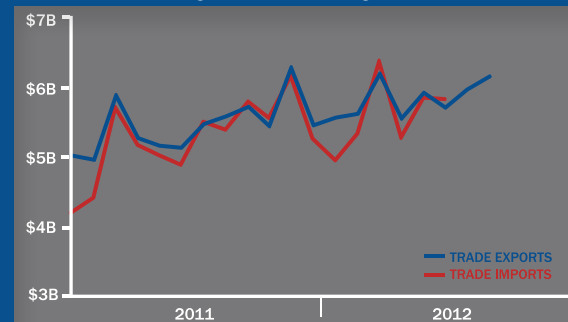
Top International Trade Partners

The state of Florida is a major international hub accounting for approximately \$149 billion in international trade activity in 2011.

EXPORTS		IMPORTS	
1. Switzerland		1. China	
2. Brazil		2. Mexico	
3. Venezuela		3. Japan	
4. Canada		4. Canada	
5. Colombia		5. Colombia	


Source: Trade & Logistics Study, Florida Chamber 2009

FLORIDA TRADE ACTIVITY



Key Transportation and Freight Facilities

STRATEGIC INTERMODAL SYSTEM (SIS) HIGHWAYS		I-75, Florida's Turnpike, SR 44
SIS RAILROADS		CSX
SIS AIRPORTS		Tampa International Airport, Orlando International Airport
SEAPORTS		Tampa Port Authority
NON SIS STATE HIGHWAYS		US 301, SR 471, SR 50
GENERAL AVIATION AIRPORTS		Leesburg Regional Airport, Ocala International Airport



Top Imports


INBOUND FREIGHT	TRUCK TONNAGE
1. Bulk Movement in Boxcars	197,781
2. Clay, Concrete, Glass or Stone	193,817
3. Lumber or Wood Products	129,293
4. Food or Kindred Products	101,208
5. Petroleum or Coal Products	96,059

Source: IHS Global Inc.'s Transearch, 2011

Top Exports

OUTBOUND FREIGHT	TRUCK TONNAGE
1. Nonmetallic Minerals	1,915,763
2. Lumber or Wood Products	328,403
3. Clay, Concrete, Glass or Stone	209,295
4. Primary Metal Products	116,874
5. Waste or Scrap Materials	85,768

Source: IHS Global Inc.'s Transearch, 2011



Top Trading Partners

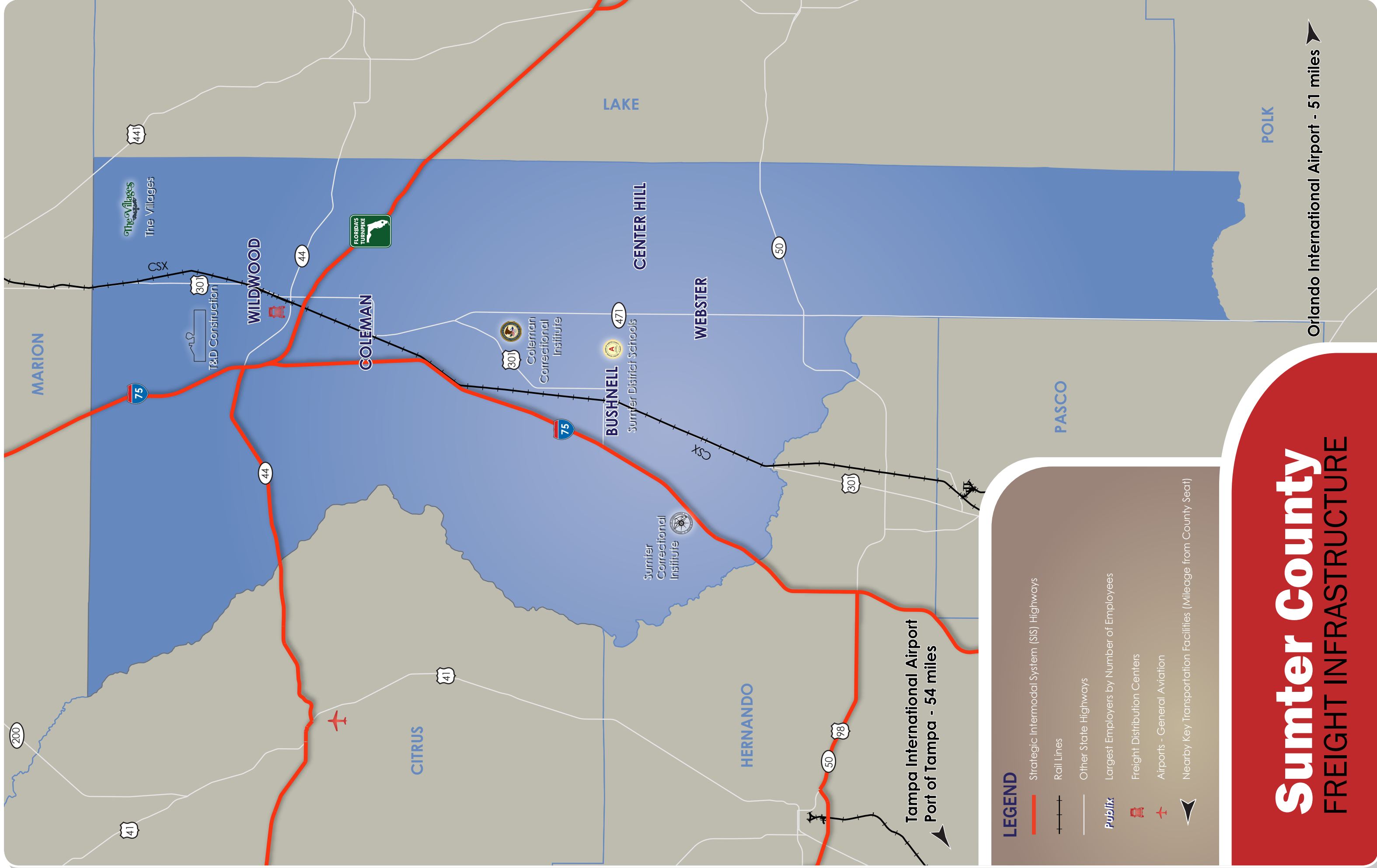
IMPORTS	TRUCK TONNAGE
Lake County, FL	86,734
Miami-Dade County, FL	62,273
Hillsborough County, FL	55,802
Orange County, FL	51,556
Polk County, FL	49,757

Source: IHS Global Inc.'s Transearch, 2011

Top Trading Partners

EXPORTS	TRUCK TONNAGE
Hernando County, FL	673,250
Marion County, FL	550,248
Lake County, FL	432,987
Citrus County, FL	279,746
Hillsborough County, FL	85,222

Source: IHS Global Inc.'s Transearch, 2011



MARION

LAKE

POLK

441

41

200

301

44

44

WILDWOOD



COLEMAN

CENTER HILL

WEBSTER

50

75

BUSHNELL

471

Summer District Schools

301

Coleman Correctional Institute

Summer Correctional Institute

PASCO

301

HERNANDO

CITRUS

41

50

98

Tampa International Airport
Port of Tampa - 54 miles

Orlando International Airport - 51 miles

LEGEND

— Strategic Intermodal System (SIS) Highways

— Rail Lines

— Other State Highways

Publix Largest Employers by Number of Employees

Freight Distribution Centers

Airports - General Aviation

Nearby Key Transportation Facilities (Mileage from County Seat)

Sumter County
FREIGHT INFRASTRUCTURE