




136 S. Bronough Street
Tallahassee, Florida 32301



800 N. Magnolia Avenue, Suite 1100
Orlando, Florida 32803
(407) 956-5600



1580 Waldo Palmer Lane, Suite 1
Tallahassee, Florida 32308
(850) 921-1119



A message from Governor
Scott on the future of
Florida's Freight and Trade

SARASOTA COUNTY FREIGHT & LOGISTICS OVERVIEW

FLORIDA DEPARTMENT OF TRANSPORTATION


FDOT CONTACTS

Ananth Prasad, P.E.
Secretary of Transportation
Phone (850) 414-5205
Ananth.Prasad@dot.state.fl.us

Juan Flores
Administrator, Freight Logistics &
Passenger Operations
Phone (850) 414-5245
Juan.Flores@dot.state.fl.us

Richard Biter
Assistant Secretary for Intermodal
Systems Development
Phone (850) 414-5235
Richard.Biter@dot.state.fl.us

Billy Hattaway
District 1, Secretary
Phone (863) 519-2300
Billy.Hattaway@dot.state.fl.us



FEDERAL LEGISLATIVE CONTACTS

United States Senate
Bill Nelson
Phone (202) 224-5274

United States Senate
Marco Rubio
Phone (202)224-3071

US House of Representatives
District 13, Vern Buchanan
Phone (202) 225-5015

STATE LEGISLATIVE CONTACTS:

Florida Senate
District 28, Nancy Detert
Phone (850) 487-5028


Florida House of Representatives
District 70, Daryl Rouson
Phone (850) 717-5070

Florida House of Representatives
District 71, Jim Boyd
Phone (850) 717-5071

Florida House of Representatives
District 72, Ray Pilon
Phone (850) 717-5072

Florida House of Representatives
District 73, Greg Steube
Phone (850) 717-5073

Florida House of Representatives
District 74, Doug Holder
Phone (850) 717-5074



FDOT MISSION:
THE DEPARTMENT WILL PROVIDE A SAFE TRANSPORTATION SYSTEM THAT ENSURES THE MOBILITY OF PEOPLE AND GOODS, ENHANCES ECONOMIC PROSPERITY AND PRESERVES THE QUALITY OF OUR ENVIRONMENT AND COMMUNITIES.



In recognition of the significant role that freight mobility plays as an economic driver for the state, an Office of Freight, Logistics and Passenger Operations has been created at FDOT. This office has been tasked with meeting the requirements of legislation in Florida House Bill 599, as well as meeting national freight guidance offered in H.R. 4348, the Moving Ahead for Progress in the 21st Century Act (MAP-21).

HB599 requires FDOT to lead the development of a plan to "enhance the integration and connectivity of the transportation system across and between transportation modes throughout the state." For this reason, Florida is already on schedule to meet MAP-21 guidelines and has become a leader in freight issues through its ongoing work in developing a Freight Mobility and Trade Plan. For more information, please see www.freightmovesflorida.com.



January 2013

Sarasota County

FREIGHT & LOGISTICS OVERVIEW



COUNTY SEAT	LARGEST CITY	AREA	POPULATION	POPULATION GROWTH RATE
Sarasota, FL	North Port, FL	725 square miles	379,448	16.4% (2000-2010)

Primary Economic Development Contact: <http://www.edcsarasotacounty.com>

- Sarasota County is credited with a number of honors ranking 11th in Forbes Magazine as one of the "Best Cities for Jobs" and 7th in Money Magazine's rankings of "Top Places to Retire Young".
- Siesta Key has been voted as America's "Best Beach".
- Sarasota is home to a thriving art community, and along with its neighbors Manatee and Charlotte counties is one of the largest affluent markets in Florida.

Top 5 Growing Industries

INDUSTRY	NET JOB CREATION
1. Accommodation & Food Services	1,043
2. Manufacturing	978
3. Administrative Support, Water Management, and Remediation Services	951
4. Health Care and Social Assistance	753
5. Other Services (except Public Administration)	530

Source: Florida Department of Economic Opportunity, Labor Market Statistics Center, LEHD State of Florida County Reports-Quarterly Workforce Indicators 2010-2011.

Largest Industry Sectors by Employment

INDUSTRY SECTORS	% OF WORKFORCE
1. Trade, Transportation, and Utilities	21.2%
2. Education and Health Services	18.8%
3. Manufacturing	14.6%

Source: Enterprise Florida

Major Private Sector Employers

EMPLOYER	BUSINESS LINE	NUMBER OF EMPLOYEES
1. Publix	Grocery Store Chain	1,519
2. Venice Regional Medical Center	Hospital	871
3. PGT Industries	Window & Door Manufacturer	724
4. FCCI Insurance	Insurance	680
5. Sun Hydraulics Corporation	Manufacturer-Hydraulic Cartridge Valves	590

Source: Enterprise Florida

Florida infrastructure moves 762 million tons of freight traffic annually.

The state highway system sees 195,755 million annual vehicle miles of travel.

Truck travel accounted for approximately 11% of vehicle miles traveled on the SIS in 2010.

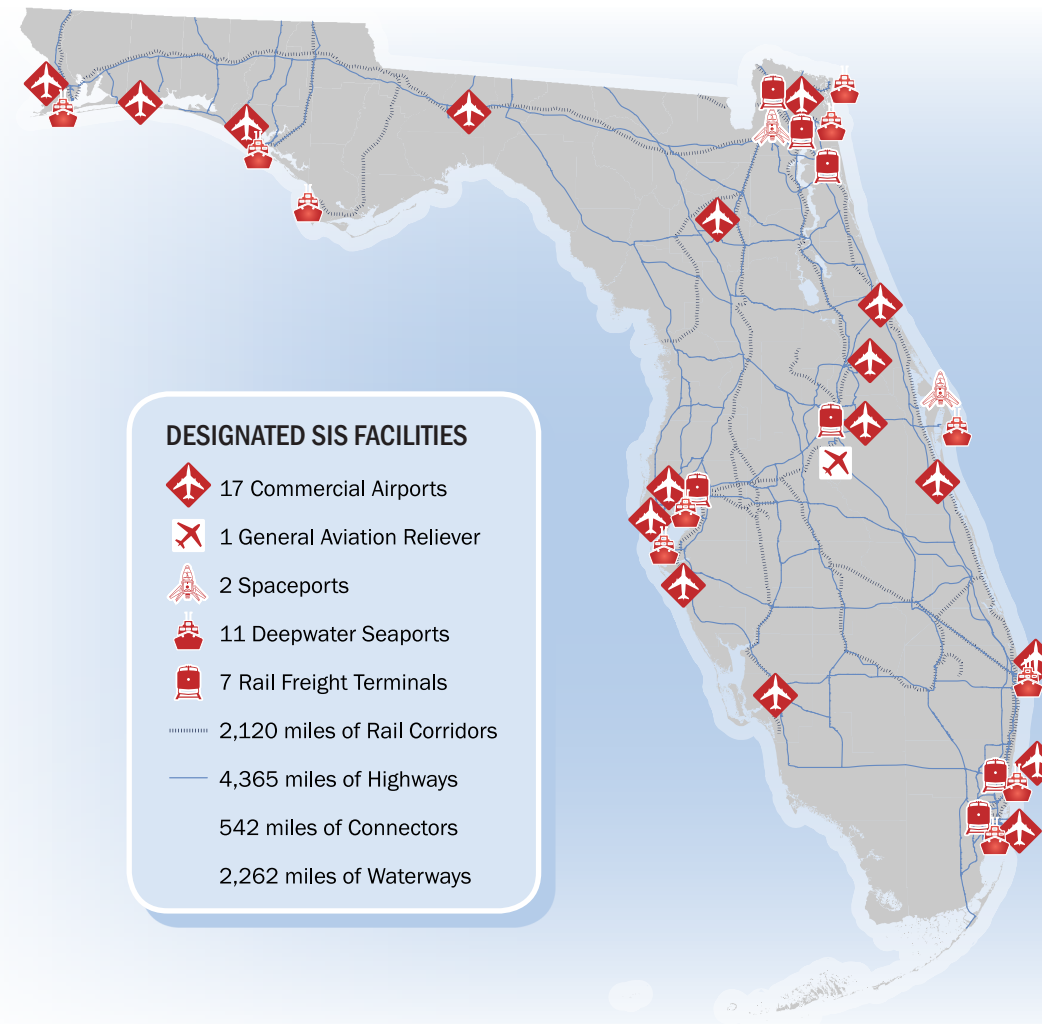
Florida has over 2,700 miles of rail lines, which move over 98 million tons of freight annually.

Florida's Strategic Intermodal System (SIS)

- Strategic** – Consists of statewide and regionally significant facilities and services
- Intermodal** – Contains all forms of transportation for moving both people and goods, including linkages for smooth and efficient transfers between modes and major facilities
- System** – Integrates individual facilities, services, forms of transportation (modes) and linkages into a single, integrated transportation network

The SIS was established to:

- Efficiently serve the mobility needs of Florida's citizens, businesses and visitors
- Help Florida become a worldwide economic leader, enhance economic prosperity and competitiveness, enrich quality of life and reflect responsible environmental stewardship



Florida has 784 aviation facilities, 129 public use, and 19 have commercial service.

The state boasts 2 spaceports and 5 active launch facilities.

Florida's 15 deepwater seaports moved 106.4 million tons of cargo and handled 2.8 million TEU's (20 foot equivalent container unit) in 2010.

Seven of the 15 seaports in Florida carried 12.7 million passengers, 12.1 million of which sailed on multi-day cruises in 2010.

100% of SIS waterborne freight in Florida is on a coastal or international shipping route.

16 Fortune 500 companies have their headquarters in Florida.

Florida

FREIGHT & LOGISTICS OVERVIEW

POPULATION	POPULATION RANK	AREA	AREA RANK	POPULATION GROWTH RATE
18.8 million	4th	53,625 sq. mi.	22nd	17.6% (2000-2010)

Chamber of Commerce website: <http://www.flchamber.org>

Top Employment Sectors

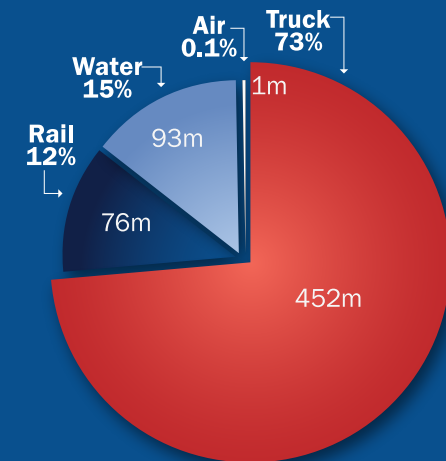
(Nonagricultural Business Groups by Industry)

1. Trade, Transportation, and Utilities
2. Education and Health Services
3. Government Services
4. Professional and Business Services
5. Healthcare and Social Assistance
6. Leisure and Hospitality

Source: Department of Economic Opportunity-Current Employment Statistics (2012)

DOMESTIC AND INTERNATIONAL MODAL MIX

(millions of tons)



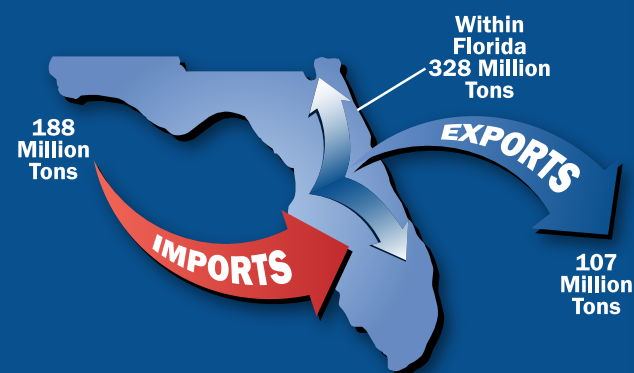
Source: Trade & Logistics Study, Florida Chamber 2009

Top Business Sector Initiatives for Retention and Promotion

1. Clean Energy
2. Information Technology
3. Life Sciences
4. Aviation/ Aerospace
5. Homeland Security/ Defense
6. Financial/ Professional Services

Source: Florida Chamber of Commerce

TOTAL FREIGHT FLOWS



Source: Trade & Logistics Study, Florida Chamber 2009

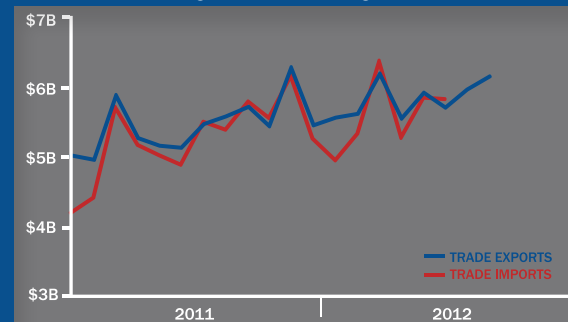
Top International Trade Partners

The state of Florida is a major international hub accounting for approximately \$149 billion in international trade activity in 2011.

EXPORTS		IMPORTS	
1. Switzerland		1. China	
2. Brazil		2. Mexico	
3. Venezuela		3. Japan	
4. Canada		4. Canada	
5. Colombia		5. Colombia	


Source: Trade & Logistics Study, Florida Chamber 2009

FLORIDA TRADE ACTIVITY



Key Transportation and Freight Facilities

STRATEGIC INTERMODAL SYSTEM (SIS) HIGHWAYS		I-75, University Parkway
RAILROADS		Seminole Gulf Railway
SIS AIRPORTS		Sarasota-Bradenton International Airport
SEAPORTS		Port Manatee
NON SIS STATE HIGHWAYS		US 41, SR 72
GENERAL AVIATION AIRPORTS		Venice Municipal Airport, Buchanan Airport



Top Imports

INBOUND FREIGHT	TRUCK TONNAGE
1. Bulk Movement in Boxcars	1,234,581
2. Petroleum or Coal Products	968,494
3. Nonmetallic Minerals	856,948
4. Clay, Concrete, Glass or Stone	669,193
5. Food or Kindred Products	527,566

Source: IHS Global Inc.'s Transearch, 2011

Top Exports

OUTBOUND FREIGHT	TRUCK TONNAGE
1. Bulk Movement in Boxcars	857,789
2. Nonmetallic Minerals	483,862
3. Waste or Scrap Materials	273,948
4. Clay, Concrete, Glass or Stone	185,632
5. Fabricated Metal Products	115,956

Source: IHS Global Inc.'s Transearch, 2011



Top Trading Partners

IMPORTS	TRUCK TONNAGE
Broward County, FL	851,959
Charlotte County, FL	655,795
Miami-Dade County, FL	602,724
Hillsborough County, FL	418,088
Polk County, FL	293,190

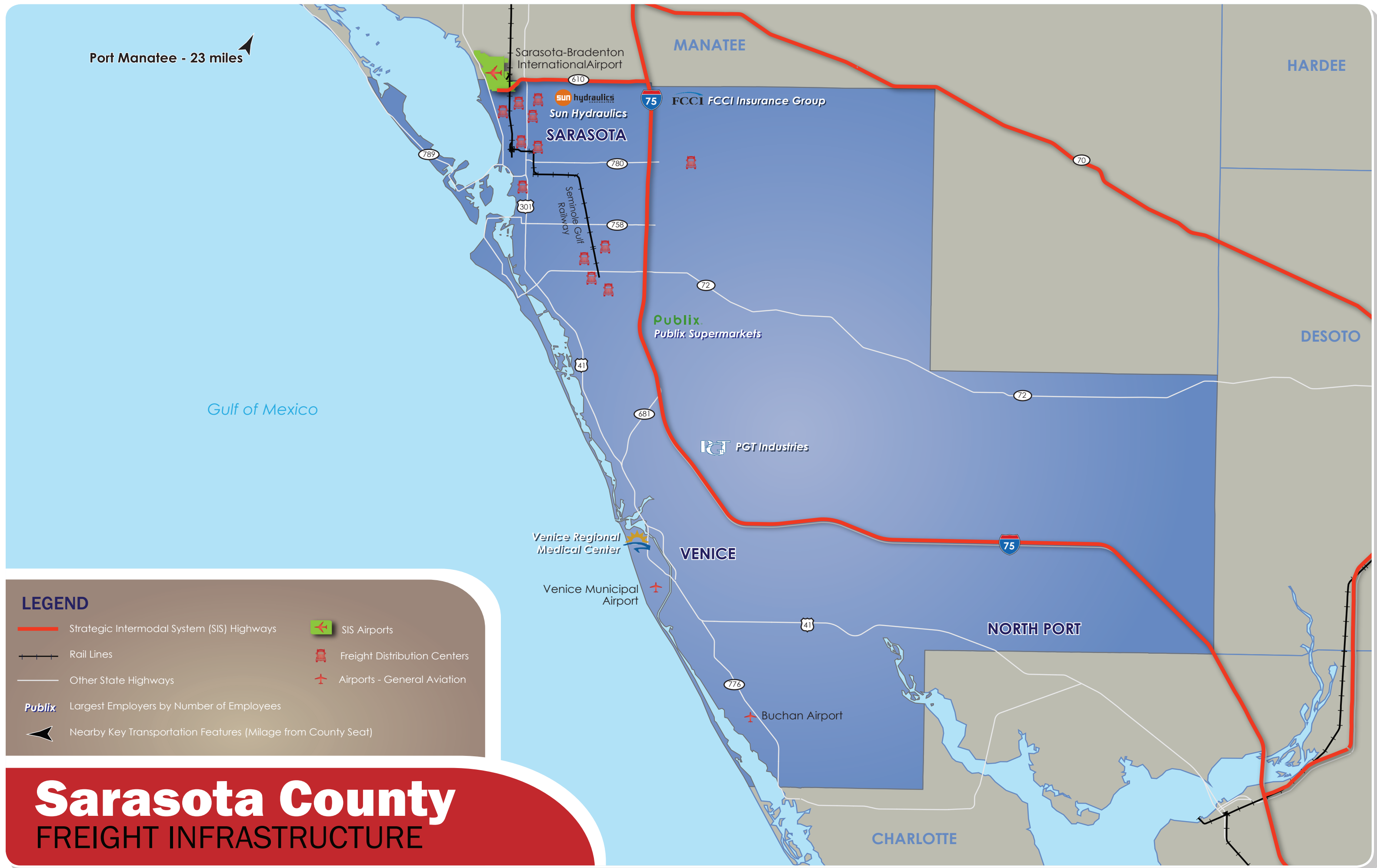
Source: IHS Global Inc.'s Transearch, 2011

Top Trading Partners









EXPORTS	TRUCK TONNAGE
Hillsborough County, FL	367,168
Polk County, FL	244,283
Miami-Dade County, FL	239,164
Broward County, FL	144,698
Lee County, FL	121,429

Source: IHS Global Inc.'s Transearch, 2011

Port Manatee - 23 miles



LEGEND

-  Strategic Intermodal System (SIS) Highways
-  Rail Lines
-  Other State Highways
-  Largest Employers by Number of Employees
-  Nearby Key Transportation Features (Milage from County Seat)
-  SIS Airports
-  Freight Distribution Centers
-  Airports - General Aviation

Sarasota County

FREIGHT INFRASTRUCTURE