



136 S. Bronough Street
Tallahassee, Florida 32301



800 N. Magnolia Avenue, Suite 1100
Orlando, Florida 32803
(407) 956-5600



1580 Waldo Palmer Lane, Suite 1
Tallahassee, Florida 32308
(850) 921-1119



A message from Governor
Scott on the future of
Florida's Freight and Trade

POLK COUNTY FREIGHT & LOGISTICS OVERVIEW

FLORIDA DEPARTMENT OF TRANSPORTATION


FDOT CONTACTS

Ananth Prasad, P.E.
Secretary of Transportation
Phone (850) 414-5205
Ananth.Prasad@dot.state.fl.us

Juan Flores
Administrator, Freight Logistics &
Passenger Operations
Phone (850) 414-5245
Juan.Flores@dot.state.fl.us

Richard Biter
Assistant Secretary for Intermodal
Systems Development
Phone (850) 414-5235
Richard.Biter@dot.state.fl.us

Bill Hattaway
District 1, Secretary
Phone (863) 519-2201
Billy.Hattaway@dot.state.fl.us



Federal Legislative Contacts

United States Senate
Bill Nelson
Phone (202) 224-5274

United States Senate
Marco Rubio
Phone (202) 224-3041

US House of Representatives
District 9, Alan Grayson
Phone (202) 225-9889

US House of Representatives
District 10, Daniel Webster
Phone (202) 225-2176

US House of Representatives
District 15, Dennis Ross
Phone (202) 225-1252

US House of Representatives
District 17, Thomas Rooney
Phone (202) 225-5792

State Legislative Contacts:

Florida Senate
District 14, Darren Soto
Phone (850) 487-5014

Florida Senate
District 15, Kelli Stargel
Phone (850) 487-5015

Florida Senate
District 21, Denise Grimsley
Phone (850) 487-5021


Florida House of Representatives
District 39, Neil Combee
Phone (850) 487-5039

Florida House of Representatives
District 40, Seth McKeel
Phone (850) 717-5040

Florida House of Representatives
District 41, John Wood
Phone (850) 717-5041

Florida House of Representatives
District 42, Mike LaRosa
Phone (850) 717-5056

Florida House of Representatives
District 56, Ben Albritton
Phone (850) 717-5056



FDOT MISSION:
THE DEPARTMENT WILL PROVIDE A SAFE TRANSPORTATION SYSTEM THAT ENSURES THE MOBILITY OF PEOPLE AND GOODS, ENHANCES ECONOMIC PROSPERITY AND PRESERVES THE QUALITY OF OUR ENVIRONMENT AND COMMUNITIES.



In recognition of the significant role that freight mobility plays as an economic driver for the state, an Office of Freight, Logistics and Passenger Operations has been created at FDOT. This office has been tasked with meeting the requirements of legislation in Florida House Bill 599, as well as meeting national freight guidance offered in H.R. 4348, the Moving Ahead for Progress in the 21st Century Act (MAP-21).

HB599 requires FDOT to lead the development of a plan to "enhance the integration and connectivity of the transportation system across and between transportation modes throughout the state." For this reason, Florida is already on schedule to meet MAP-21 guidelines and has become a leader in freight issues through its ongoing work in developing a Freight Mobility and Trade Plan. For more information, please see www.freightmovesflorida.com.



January 2013

Polk County

FREIGHT & LOGISTICS OVERVIEW



COUNTY SEAT	LARGEST CITY	AREA	POPULATION	POPULATION GROWTH RATE
Bartow, FL	Lakeland, FL	2010 square miles	602,095	24.22% (2000-2010)

Primary Economic Development Contact: <http://www.cfdc.org>

- Economic development efforts in the municipality of Lake Wales have resulted in a net gain of twenty new businesses and 150 new jobs.
- On September 6, 1930, 22-year-old George Jenkins opened the very first Publix Food Store on Fourth Street in downtown Winter Haven.



Top 5 Growing Industries

INDUSTRY	NET JOB CREATION
1. Arts, Entertainment and Recreation	1,379
2. Other Services (except Public Administration)	301
3. Professional, Scientific and Technical Services	206
4. Wholesale Trade	194
5. Administrative, Support, Waste Management, and Remediation Services	178

Source: Florida Department of Economic Opportunity, Labor Market Statistics Center, LEHD State of Florida County Reports-Quarterly Workforce Indicators 2010-2011.



Largest Industry Sectors by Employment

INDUSTRY SECTORS	% OF WORKFORCE
1. Trade, Transportation and Utilities	23.1%
2. Education & Health Services	14.9%
3. Professional & Business Services	13.5%

Source: Enterprise Florida



Major Private Sector Employers

EMPLOYER	BUSINESS LINE	NUMBER OF EMPLOYEES
1. Publix Super Markets	Retail Food	9,300
2. Wal-Mart	Retail General Merchandise	5,100
3. Lakeland Regional Medical Center	Hospital/ Medical	4,600
4. Winter Haven Hospital	Hospital/ Medical	2,500
5. GEICO	Insurance	2,000

Source: Enterprise Florida

Florida infrastructure moves 762 million tons of freight traffic annually.

The state highway system sees 195,755 million annual vehicle miles of travel.

Truck travel accounted for approximately 11% of vehicle miles traveled on the SIS in 2010.

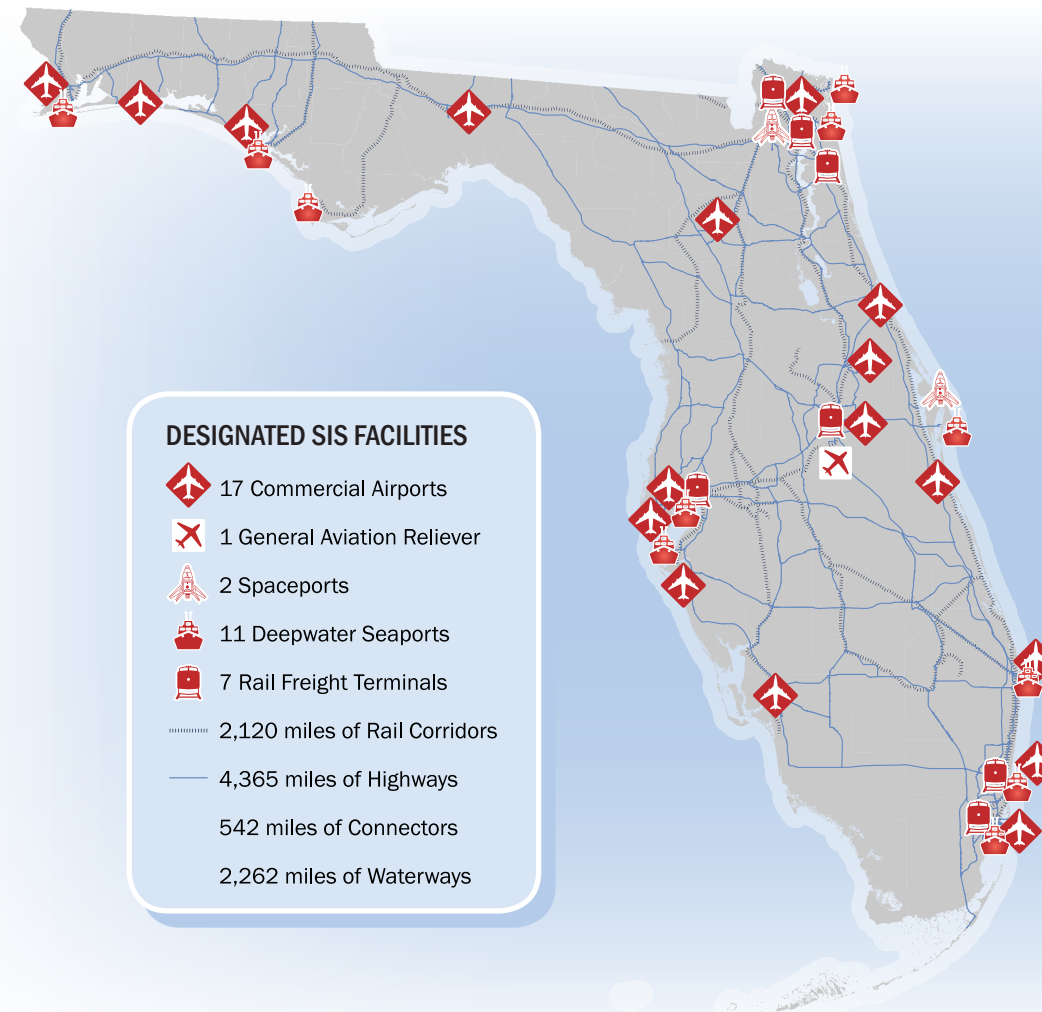
Florida has over 2,700 miles of rail lines, which move over 98 million tons of freight annually.

Florida's Strategic Intermodal System (SIS)

- Strategic** – Consists of statewide and regionally significant facilities and services
- Intermodal** – Contains all forms of transportation for moving both people and goods, including linkages for smooth and efficient transfers between modes and major facilities
- System** – Integrates individual facilities, services, forms of transportation (modes) and linkages into a single, integrated transportation network

The SIS was established to:

- Efficiently serve the mobility needs of Florida's citizens, businesses and visitors
- Help Florida become a worldwide economic leader, enhance economic prosperity and competitiveness, enrich quality of life and reflect responsible environmental stewardship



Florida has 784 aviation facilities, 129 public use, and 19 have commercial service.

The state boasts 2 spaceports and 5 active launch facilities.

Florida's 15 deepwater seaports moved 106.4 million tons of cargo and handled 2.8 million TEU's (20 foot equivalent container unit) in 2010.

Seven of the 15 seaports in Florida carried 12.7 million passengers, 12.1 million of which sailed on multi-day cruises in 2010.

100% of SIS waterborne freight in Florida is on a coastal or international shipping route.

16 Fortune 500 companies have their headquarters in Florida.

Florida

FREIGHT & LOGISTICS OVERVIEW

POPULATION	POPULATION RANK	AREA	AREA RANK	POPULATION GROWTH RATE
18.8 million	4th	53,625 sq. mi.	22nd	17.6% (2000-2010)

Chamber of Commerce website: <http://www.flchamber.org>

Top Employment Sectors

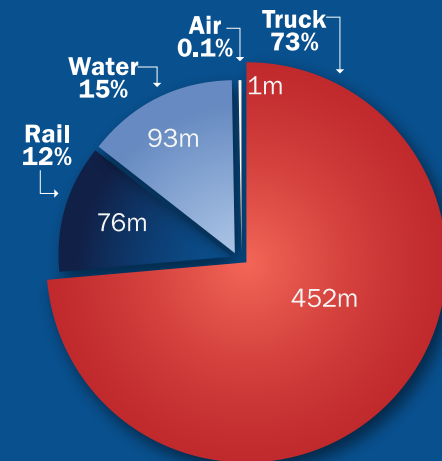
(Nonagricultural Business Groups by Industry)

1. Trade, Transportation, and Utilities
2. Education and Health Services
3. Government Services
4. Professional and Business Services
5. Healthcare and Social Assistance
6. Leisure and Hospitality

Source: Department of Economic Opportunity-Current Employment Statistics (2012)

DOMESTIC AND INTERNATIONAL MODAL MIX

(millions of tons)



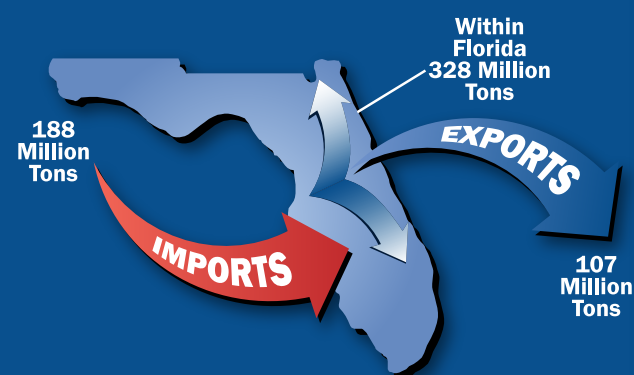
Source: Trade & Logistics Study, Florida Chamber 2009

Top Business Sector Initiatives for Retention and Promotion

1. Clean Energy
2. Information Technology
3. Life Sciences
4. Aviation/ Aerospace
5. Homeland Security/ Defense
6. Financial/ Professional Services

Source: Florida Chamber of Commerce

TOTAL FREIGHT FLOWS



Source: Trade & Logistics Study, Florida Chamber 2009

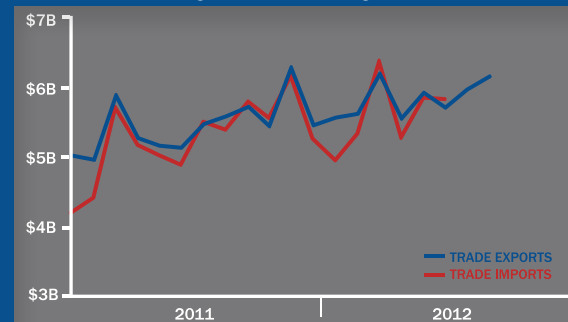
Top International Trade Partners

The state of Florida is a major international hub accounting for approximately \$149 billion in international trade activity in 2011.

EXPORTS		IMPORTS	
1. Switzerland		1. China	
2. Brazil		2. Mexico	
3. Venezuela		3. Japan	
4. Canada		4. Canada	
5. Colombia		5. Colombia	

Source: Trade & Logistics Study, Florida Chamber 2009

FLORIDA TRADE ACTIVITY



Key Transportation and Freight Facilities

STRATEGIC INTERMODAL SYSTEM (SIS) HIGHWAYS		I-4, US 27, US 17, US 98, SR 60, SR 570
SIS RAILROADS		CSX
SIS AIRPORTS		Orlando International Airport, Tampa International Airport
SEAPORTS		Tampa Port Authority
NON SIS STATE HIGHWAYS		US 92, SR 17
GENERAL AVIATION AIRPORTS		South Lakeland, Lakeland Linder, Winter Haven Gilbert, Bartow, Lake Wales, Chalet Suzanne, River Ranch Airport



Top Imports

INBOUND FREIGHT	TRUCK TONNAGE
1. Bulk Movement in Boxcars	1,819,610
2. Farm Products	933,357
3. Clay, Concrete, Glass or Stone	810,087
4. Chemicals or Allied Products	628,561
5. Petroleum or Coal Products	622,147

Source: IHS Global Inc.'s Transearch, 2011

Top Exports

OUTBOUND FREIGHT	TRUCK TONNAGE
1. Nonmetallic Minerals	3,468,868
2. Petroleum or Coal Products	3,106,637
3. Food or Kindred Products	2,960,688
4. Clay, Concrete, Glass or Stone	1,243,751
5. Farm Products	1,089,460

Source: IHS Global Inc.'s Transearch, 2011



Top Trading Partners

IMPORTS	TRUCK TONNAGE
Miami-Dade County, FL	821,863
Broward County, FL	518,361
Hillsborough County, FL	478,242
Orange County, FL	305,019
Palm Beach County, FL	250,567

Source: IHS Global Inc.'s Transearch, 2011

Top Trading Partners









EXPORTS	TRUCK TONNAGE
Hillsborough County, FL	2,867,689
Miami-Dade County, FL	1,135,102
Broward County, FL	909,387
Orange County, FL	699,148
Pinellas County, FL	596,116

Source: IHS Global Inc.'s Transearch, 2011

Polk County

FREIGHT INFRASTRUCTURE

LEGEND

-  Strategic Intermodal System (SIS) Highways
-  Rail Lines
-  Other State Highways
- Publix**  Largest Employers by Number of Employees
-  SIS Airports
-  Military Installations
-  Freight Distribution Centers
-  Airports - General Aviation

