



136 S. Bronough Street  
Tallahassee, Florida 32301



800 N. Magnolia Avenue, Suite 1100  
Orlando, Florida 32803  
(407) 956-5600



1580 Waldo Palmer Lane, Suite 1  
Tallahassee, Florida 32308  
(850) 921-1119



A message from Governor  
Scott on the future of  
Florida's Freight and Trade

# ORANGE COUNTY FREIGHT & LOGISTICS OVERVIEW

## FLORIDA DEPARTMENT OF TRANSPORTATION


### FDOT CONTACTS

**Ananth Prasad, P.E.**  
Secretary of Transportation  
Phone (850) 414-5205  
Ananth.Prasad@dot.state.fl.us

**Juan Flores**  
Administrator, Freight Logistics &  
Passenger Operations  
Phone (850) 414-5245  
Juan.Flores@dot.state.fl.us

**Richard Biter**  
Assistant Secretary for Intermodal  
Systems Development  
Phone (850) 414-5235  
Richard.Biter@dot.state.fl.us

**Noranne Downs, P.E.**  
District 5, Secretary  
Phone (386) 943-5474  
Noranne.Downs@dot.state.fl.us



### Federal Legislative Contacts

**United States Senate**  
Bill Nelson  
Phone (202) 224-5274

**United States Senate**  
Marco Rubio  
Phone (202) 224-3041

**US House of Representatives**  
District 5, Corrine Brown  
Phone (202) 225-0123

**US House of Representatives**  
District 7, John Mica  
Phone (202) 225-3671

**US House of Representatives**  
District 8, Bill Posey  
Phone (202) 225-4035

**US House of Representatives**  
District 9, Alan Grayson  
Phone (202) 225-9889

**US House of Representatives**  
District 8, Daniel Webster  
Phone (202) 225-2176

### State Legislative Contacts:

**Florida Senate**  
District 11, Alan Hays  
Phone (850) 487-5011

**Florida Senate**  
District 12, Geraldine Thompson  
Phone (850) 487-5012

**Florida Senate**  
District 13, Andy Gardiner  
Phone (850) 487-5013

**Florida Senate**  
District 14, Darren Soto  
Phone (850) 487-5014

**Florida Senate**  
District 15, Kelli Stargel  
Phone (850) 487-5015

**Florida House of Representatives**  
District 30, Karen Castor Dentel  
Phone (850) 717-5030

**Florida House of Representatives**  
District 31, Bryan Nelson  
Phone (850) 717-5031

**Florida House of Representatives**  
District 44, Stephen Precourt  
Phone (850) 717-5044

**Florida House of Representatives**  
District 45, Randolph Bracy  
Phone (850) 717-5045


**Florida House of Representatives**  
District 46, Bruce Antone  
Phone (850) 717-5046

**Florida House of Representatives**  
District 47, Linda Stewart  
Phone (850) 717-5047

**Florida House of Representatives**  
District 48, Victor Torres  
Phone (850) 717-5048

**Florida House of Representatives**  
District 49, Joe Saunders  
Phone (850) 717-5049

**Florida House of Representatives**  
District 50, Tom Goodson  
Phone (850) 717-5050



### FDOT MISSION:

THE DEPARTMENT WILL PROVIDE A SAFE TRANSPORTATION SYSTEM THAT ENSURES THE MOBILITY OF PEOPLE AND GOODS, ENHANCES ECONOMIC PROSPERITY AND PRESERVES THE QUALITY OF OUR ENVIRONMENT AND COMMUNITIES.



In recognition of the significant role that freight mobility plays as an economic driver for the state, an Office of Freight, Logistics and Passenger Operations has been created at FDOT. This office has been tasked with meeting the requirements of legislation in Florida House Bill 599, as well as meeting national freight guidance offered in H.R. 4348, the Moving Ahead for Progress in the 21st Century Act (MAP-21).

HB599 requires FDOT to lead the development of a plan to "enhance the integration and connectivity of the transportation system across and between transportation modes throughout the state." For this reason, Florida is already on schedule to meet MAP-21 guidelines and has become a leader in freight issues through its ongoing work in developing a Freight Mobility and Trade Plan. For more information, please see [www.freightmovesflorida.com](http://www.freightmovesflorida.com).



January 2013

# Orange County

## FREIGHT & LOGISTICS OVERVIEW



COUNTY SEAT	LARGEST CITY	AREA	POPULATION	POPULATION GROWTH RATE
Orlando, FL	Orlando, FL	1004 square miles	1,145,956	27.8% (2000-2010)

Primary Economic Development Contact: <http://www.orlandoedc.com>

- Ranked by CNN in 2012 as “One of the Top World Destinations”, Orange County is home to the nation’s second largest convention center and one of the top 10 research parks in the country.
- Orlando International Airport logs the second most flights every year in Florida. It is the 13th-busiest in the nation and the 29th-busiest in the world.
- Walt Disney World is the largest single-site employer in the United States, with more than 62,000 employees, the company calls “cast members”.



### Top 5 Growing Industries

INDUSTRY	NET JOB CREATION
1. Arts, Entertainment, and Recreation	8,006
2. Administrative, Support, Waste Management, and Remediation Services	7,144
3. Accommodation and Food Services	6,371
4. Retail Trade	5,110
5. Professional, Scientific, and Technical Services	2,267

Source: Florida Department of Economic Opportunity, Labor Market Statistics Center, LEHD State of Florida County Reports-Quarterly Workforce Indicators 2010-2011.



### Largest Industry Sectors by Employment

INDUSTRY SECTORS	% OF WORKFORCE
1. Leisure and Hospitality	23.4%
2. Trade, Transportation, and Utilities	17.9%
3. Professional and Business Services	17.4%

Source: Enterprise Florida



### Major Private Sector Employers

EMPLOYER	BUSINESS LINE	NUMBER OF EMPLOYEES
1. Walt Disney World	Entertainment	62,000
2. Adventist Health Systems	Healthcare	16,002
3. Universal Orlando	Entertainment	13,000
4. Orlando Healthcare	Healthcare	10,000
5. Busch Entertainment Corp. Sea World Parks	Entertainment	7,800

Source: Enterprise Florida

Florida infrastructure moves 762 million tons of freight traffic annually.

The state highway system sees 195,755 million annual vehicle miles of travel.

Truck travel accounted for approximately 11% of vehicle miles traveled on the SIS in 2010.

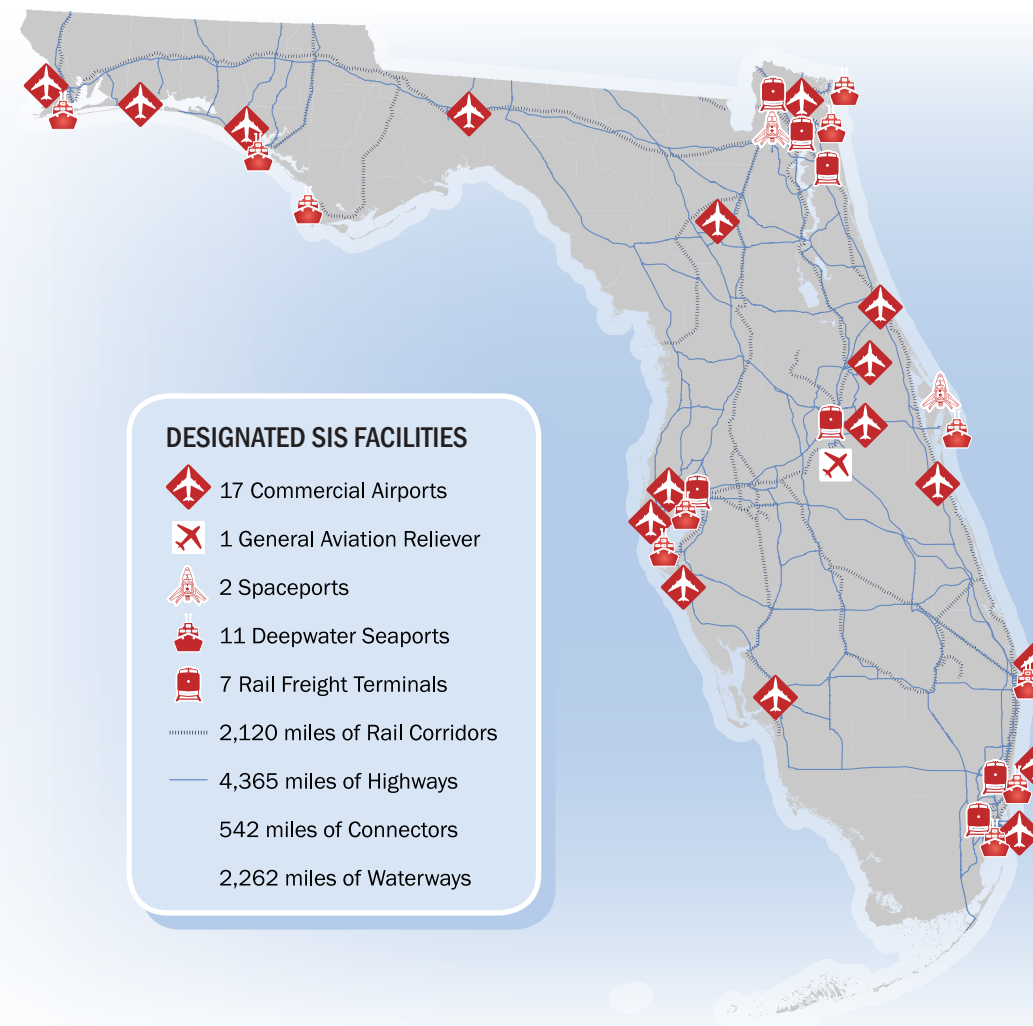
Florida has over 2,700 miles of rail lines, which move over 98 million tons of freight annually.

### Florida’s Strategic Intermodal System (SIS)

- Strategic** – Consists of statewide and regionally significant facilities and services
- Intermodal** – Contains all forms of transportation for moving both people and goods, including linkages for smooth and efficient transfers between modes and major facilities
- System** – Integrates individual facilities, services, forms of transportation (modes) and linkages into a single, integrated transportation network

#### The SIS was established to:

- Efficiently serve the mobility needs of Florida’s citizens, businesses and visitors
- Help Florida become a worldwide economic leader, enhance economic prosperity and competitiveness, enrich quality of life and reflect responsible environmental stewardship



Florida has 784 aviation facilities, 129 public use, and 19 have commercial service.

The state boasts 2 spaceports and 5 active launch facilities.

Florida’s 15 deepwater seaports moved 106.4 million tons of cargo and handled 2.8 million TEU’s (20 foot equivalent container unit) in 2010.

Seven of the 15 seaports in Florida carried 12.7 million passengers, 12.1 million of which sailed on multi-day cruises in 2010.

100% of SIS waterborne freight in Florida is on a coastal or international shipping route.

16 Fortune 500 companies have their headquarters in Florida.

# Florida

## FREIGHT & LOGISTICS OVERVIEW

POPULATION	POPULATION RANK	AREA	AREA RANK	POPULATION GROWTH RATE
18.8 million	4th	53,625 sq. mi.	22nd	17.6% (2000-2010)

Chamber of Commerce website: <http://www.flchamber.org>

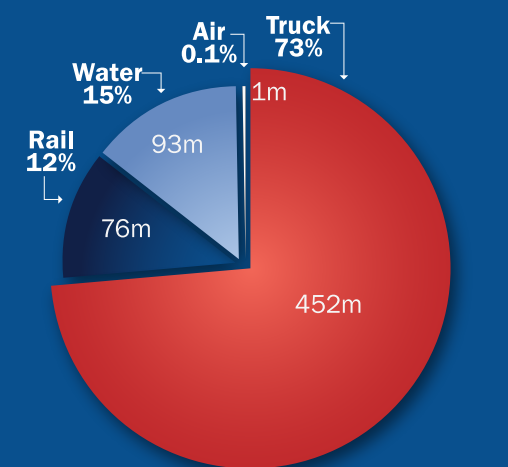
### Top Employment Sectors

(Nonagricultural Business Groups by Industry)

1. Trade, Transportation, and Utilities
2. Education and Health Services
3. Government Services
4. Professional and Business Services
5. Healthcare and Social Assistance
6. Leisure and Hospitality

Source: Department of Economic Opportunity-Current Employment Statistics (2012)

### DOMESTIC AND INTERNATIONAL MODAL MIX



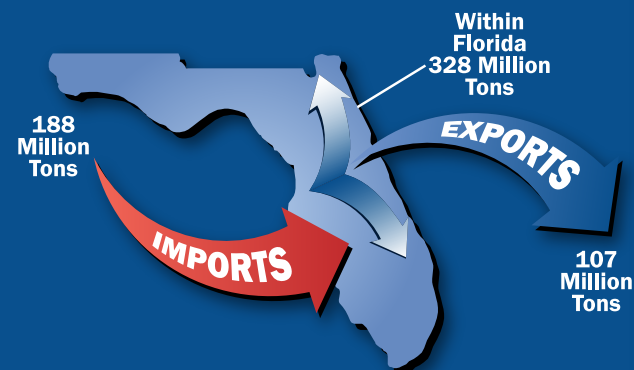
Source: Trade & Logistics Study, Florida Chamber 2009

### Top Business Sector Initiatives for Retention and Promotion

1. Clean Energy
2. Information Technology
3. Life Sciences
4. Aviation/ Aerospace
5. Homeland Security/ Defense
6. Financial/ Professional Services

Source: Florida Chamber of Commerce

### TOTAL FREIGHT FLOWS



Source: Trade & Logistics Study, Florida Chamber 2009

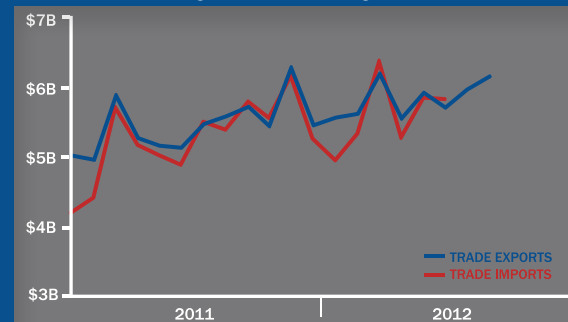
### Top International Trade Partners

The state of Florida is a major international hub accounting for approximately \$149 billion in international trade activity in 2011.

EXPORTS		IMPORTS	
1. Switzerland		1. China	
2. Brazil		2. Mexico	
3. Venezuela		3. Japan	
4. Canada		4. Canada	
5. Colombia		5. Colombia	


Source: Trade & Logistics Study, Florida Chamber 2009

### FLORIDA TRADE ACTIVITY



### Key Transportation and Freight Facilities

STRATEGIC INTERMODAL SYSTEM (SIS) HIGHWAYS		I-4, US 27, SR 408, SR 417, SR 429, SR 528
SIS RAILROADS		Florida Central, FDOT / SunRail, CSX Terminal
SIS AIRPORTS		Orlando International Airport, Orlando Sanford International Airport
SEAPORTS		Port Canaveral
NON SIS STATE HIGHWAYS		US 1, US 441, SR 50, SR 520
GENERAL AVIATION AIRPORTS		Bob White Field, Orlando Apopka Airport, Orlando Executive Airport



### Top Imports

INBOUND FREIGHT	TRUCK TONNAGE
1. Bulk Movement in Boxcars	3,968,194
2. Nonmetallic Minerals	2,623,916
3. Petroleum or Coal Products	2,077,316
4. Clay, Concrete, Glass or Stone	1,700,075
5. Food or Kindred Products	1,539,072

Source: IHS Global Inc.'s Transearch, 2011

### Top Exports

OUTBOUND FREIGHT	TRUCK TONNAGE
1. Bulk Movement in Boxcars	2,674,505
2. Clay, Concrete, Glass or Stone	1,761,934
3. Food or Kindred Products	1,421,449
4. Nonmetallic Minerals	787,707
5. Waste or Scrap Materials	478,651

Source: IHS Global Inc.'s Transearch, 2011



### Top Trading Partners

IMPORTS	TRUCK TONNAGE
Lake County, FL	1,851,029
Miami-Dade County, FL	1,706,713
Brevard County, FL	1,614,989
Hillsborough County, FL	963,780
Polk County, FL	699,148

Source: IHS Global Inc.'s Transearch, 2011

### Top Trading Partners












EXPORTS	TRUCK TONNAGE
Miami-Dade County, FL	1,488,422
Hillsborough County, FL	834,547
Broward County, FL	581,700
Brevard County, FL	577,218
Palm Beach County, FL	524,696

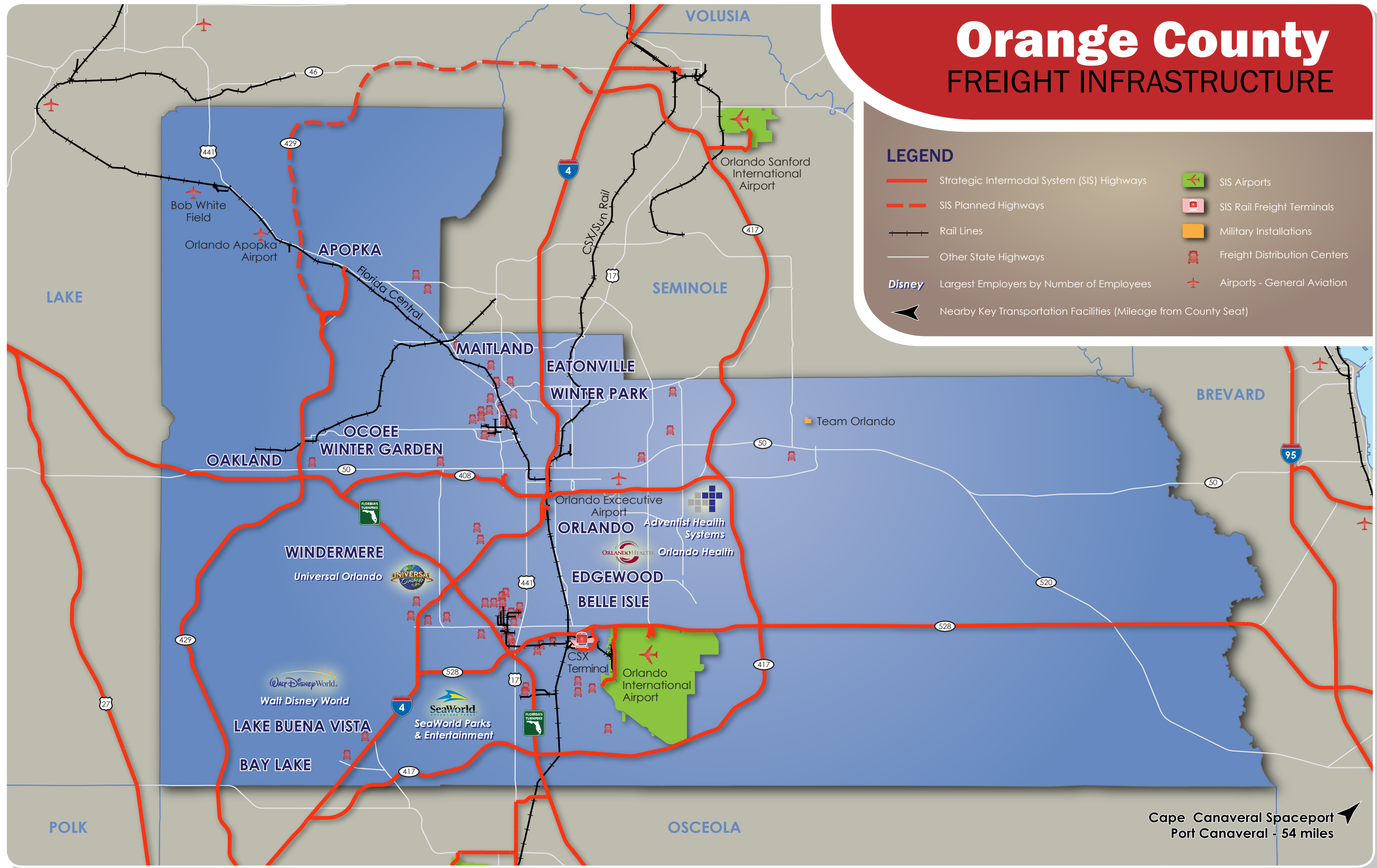
Source: IHS Global Inc.'s Transearch, 2011

# Orange County

## FREIGHT INFRASTRUCTURE

### LEGEND

-  Strategic Intermodal System (SIS) Highways
-  SIS Planned Highways
-  Rail Lines
-  Other State Highways
- Disney**  Largest Employers by Number of Employees
-  Nearby Key Transportation Facilities (Mileage from County Seat)
-  SIS Airports
-  SIS Rail Freight Terminals
-  Military Installations
-  Freight Distribution Centers
-  Airports - General Aviation



Cape Canaveral Spaceport  
Port Canaveral - 54 miles