




136 S. Bronough Street
Tallahassee, Florida 32301



800 N. Magnolia Avenue, Suite 1100
Orlando, Florida 32803
(407) 956-5600



1580 Waldo Palmer Lane, Suite 1
Tallahassee, Florida 32308
(850) 921-1119



A message from Governor
Scott on the future of
Florida's Freight and Trade

NASSAU COUNTY FREIGHT & LOGISTICS OVERVIEW

FLORIDA DEPARTMENT OF TRANSPORTATION


FDOT CONTACTS

Ananth Prasad, P.E.
Secretary of Transportation
Phone (850) 414-5205
Ananth.Prasad@dot.state.fl.us

Juan Flores
Administrator, Freight Logistics &
Passenger Operations
Phone (850) 414-5245
Juan.Flores@dot.state.fl.us

Richard Biter
Assistant Secretary for Intermodal
Systems Development
Phone (850) 414-5235
Richard.Biter@dot.state.fl.us

Greg Evans
District 2, Secretary
Phone (386) 961-7800
Greg.Evans@dot.state.fl.us



Federal Legislative Contacts

United States Senate
Bill Nelson
Phone (202) 224-5274


United States Senate
Marco Rubio
Phone (202) 224-3071

US House of Representatives
District 4, Ander Crenshaw
Phone (202) 225-2501

State Legislative Contacts:

Florida Senate
District 4, Aaron Bean
Phone (850) 487-5004

Florida House of Representatives
District 11, Janet Adkins
Phone (850) 717-5011



FDOT MISSION:
THE DEPARTMENT WILL PROVIDE A SAFE TRANSPORTATION SYSTEM THAT ENSURES THE MOBILITY OF PEOPLE AND GOODS, ENHANCES ECONOMIC PROSPERITY AND PRESERVES THE QUALITY OF OUR ENVIRONMENT AND COMMUNITIES.



In recognition of the significant role that freight mobility plays as an economic driver for the state, an Office of Freight, Logistics and Passenger Operations has been created at FDOT. This office has been tasked with meeting the requirements of legislation in Florida House Bill 599, as well as meeting national freight guidance offered in H.R. 4348, the Moving Ahead for Progress in the 21st Century Act (MAP-21).

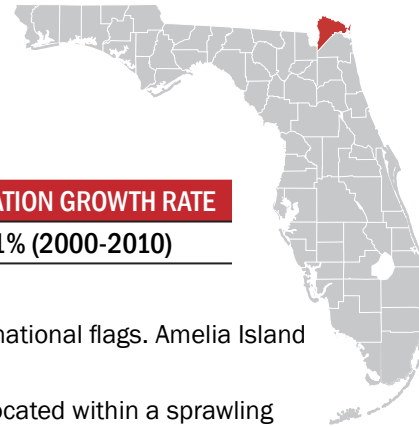
HB599 requires FDOT to lead the development of a plan to "enhance the integration and connectivity of the transportation system across and between transportation modes throughout the state." For this reason, Florida is already on schedule to meet MAP-21 guidelines and has become a leader in freight issues through its ongoing work in developing a Freight Mobility and Trade Plan. For more information, please see www.freightmovesflorida.com.



January 2013

Nassau County

FREIGHT & LOGISTICS OVERVIEW



COUNTY SEAT	LARGEST CITY	AREA	POPULATION	POPULATION GROWTH RATE
Fernandina Beach, FL	Fernandina Beach, FL	726 square miles	73,314	27.1% (2000-2010)

Primary Economic Development Contact: <http://expandinnassau.com>

- Fernandina Beach is the only municipality in the United States that has flown eight different national flags. Amelia Island is known as the "Isle of 8 Flags".
- Today, the island is home to Florida's oldest continuously operating bar, the Palace Saloon, located within a sprawling 50-block area of homes and buildings on the National Register of Historic Places.
- In Fernandina Beach on Amelia Island, the Isle of 8 Flags Shrimp Festival is annually held the first weekend in May. This festival attracts over 100,000 people.



Top 5 Growing Industries

INDUSTRY	NET JOB CREATION
1. Health Care and Social Assistance	498
2. Administrative, Support, Waste Management, and Remediation Services	341
3. Finance and Insurance	333
4. Real Estate, Rental, and Leasing	122
5. Management of Companies and Enterprises	9

Source: Florida Department of Economic Opportunity, Labor Market Statistics Center, LEHD State of Florida County Reports-Quarterly Workforce Indicators 2010-2011.



Largest Industry Sectors by Employment

INDUSTRY SECTORS	% OF WORKFORCE
1. Trade, Transportation, and Utilities	23.5%
2. Leisure and Hospitality	22.3%
3. Education and Health Services	11.2%

Source: Enterprise Florida



Major Private Sector Employers

EMPLOYER	BUSINESS LINE	NUMBER OF EMPLOYEES
1. Amelia Island Plantation	Resort/ Hospitality	1,100
2. Ritz-Carlton	Resort/ Hospitality	620
3. Smurfit-Stone	Manufacturing	538
4. Wal-Mart	Retail	490
5. Baptist Medical Center-Nassau	Healthcare	368

Source: Enterprise Florida

Florida infrastructure moves 762 million tons of freight traffic annually.

The state highway system sees 195,755 million annual vehicle miles of travel.

Truck travel accounted for approximately 11% of vehicle miles traveled on the SIS in 2010.

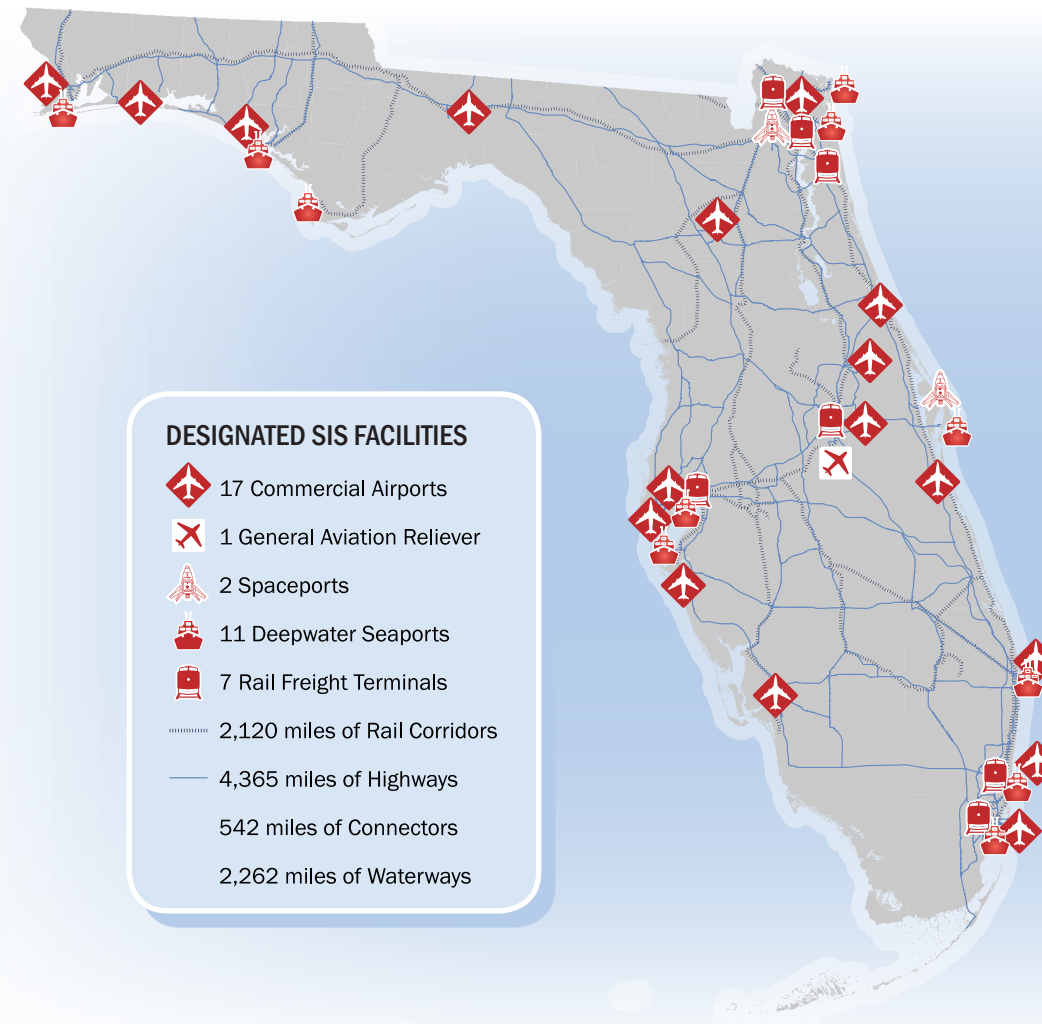
Florida has over 2,700 miles of rail lines, which move over 98 million tons of freight annually.

Florida's Strategic Intermodal System (SIS)

- **Strategic** – Consists of statewide and regionally significant facilities and services
- **Intermodal** – Contains all forms of transportation for moving both people and goods, including linkages for smooth and efficient transfers between modes and major facilities
- **System** – Integrates individual facilities, services, forms of transportation (modes) and linkages into a single, integrated transportation network

The SIS was established to:

- Efficiently serve the mobility needs of Florida's citizens, businesses and visitors
- Help Florida become a worldwide economic leader, enhance economic prosperity and competitiveness, enrich quality of life and reflect responsible environmental stewardship



DESIGNATED SIS FACILITIES

- 17 Commercial Airports
- 1 General Aviation Reliever
- 2 Spaceports
- 11 Deepwater Seaports
- 7 Rail Freight Terminals
- 2,120 miles of Rail Corridors
- 4,365 miles of Highways
- 542 miles of Connectors
- 2,262 miles of Waterways

Florida has 784 aviation facilities, 129 public use, and 19 have commercial service.

The state boasts 2 spaceports and 5 active launch facilities.

Florida's 15 deepwater seaports moved 106.4 million tons of cargo and handled 2.8 million TEU's (20 foot equivalent container unit) in 2010.

Seven of the 15 seaports in Florida carried 12.7 million passengers, 12.1 million of which sailed on multi-day cruises in 2010.

100% of SIS waterborne freight in Florida is on a coastal or international shipping route.

16 Fortune 500 companies have their headquarters in Florida.

Florida

FREIGHT & LOGISTICS OVERVIEW

POPULATION	POPULATION RANK	AREA	AREA RANK	POPULATION GROWTH RATE
18.8 million	4th	53,625 sq. mi.	22nd	17.6% (2000-2010)

Chamber of Commerce website: <http://www.flchamber.org>

Top Employment Sectors

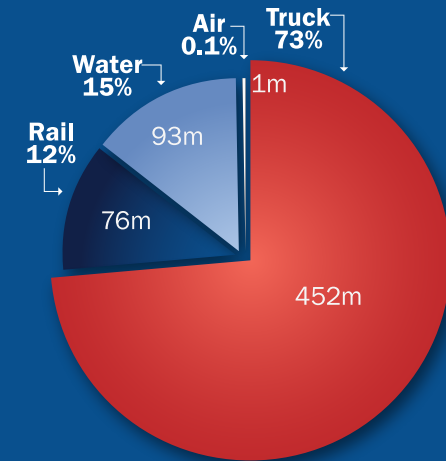
(Nonagricultural Business Groups by Industry)

1. Trade, Transportation, and Utilities
2. Education and Health Services
3. Government Services
4. Professional and Business Services
5. Healthcare and Social Assistance
6. Leisure and Hospitality

Source: Department of Economic Opportunity-Current Employment Statistics (2012)

DOMESTIC AND INTERNATIONAL MODAL MIX

(millions of tons)



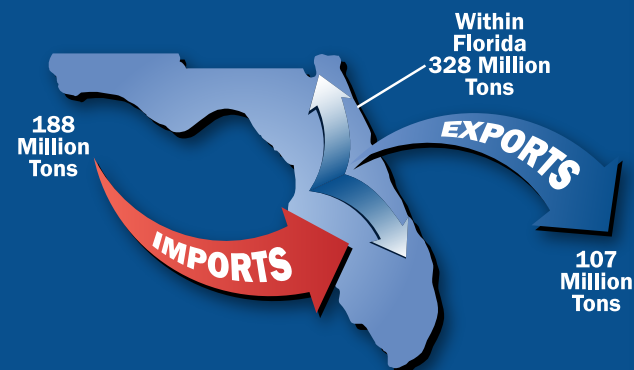
Source: Trade & Logistics Study, Florida Chamber 2009

Top Business Sector Initiatives for Retention and Promotion

1. Clean Energy
2. Information Technology
3. Life Sciences
4. Aviation/ Aerospace
5. Homeland Security/ Defense
6. Financial/ Professional Services

Source: Florida Chamber of Commerce

TOTAL FREIGHT FLOWS



Source: Trade & Logistics Study, Florida Chamber 2009

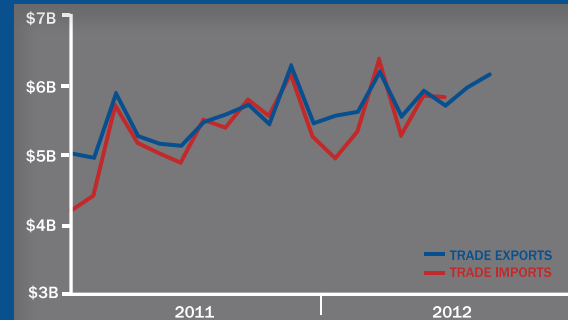
Top International Trade Partners

The state of Florida is a major international hub accounting for approximately \$149 billion in international trade activity in 2011.

EXPORTS		IMPORTS	
1. Switzerland		1. China	
2. Brazil		2. Mexico	
3. Venezuela		3. Japan	
4. Canada		4. Canada	
5. Colombia		5. Colombia	

Source: Trade & Logistics Study, Florida Chamber 2009

FLORIDA TRADE ACTIVITY



Key Transportation and Freight Facilities

STRATEGIC INTERMODAL SYSTEM (SIS) HIGHWAYS		I-95, I-10, US 301, US 1
SIS RAILROADS		CSX, Norfolk Southern, First Coast Railroad
SIS AIRPORTS		Jacksonville International Airport
SEAPORTS		Port of Fernandina
NON SIS STATE HIGHWAYS		US 17, SR A1A, SR 115
GENERAL AVIATION AIRPORTS		Hilliard Airpark, Fernandina Beach Municipal Airport



Top Imports


INBOUND FREIGHT	TRUCK TONNAGE
1. Petroleum or Coal Products	875,736
2. Lumber or Wood Products	333,867
3. Bulk Movement in Boxcars	209,437
4. Nonmetallic Minerals	161,029
5. Primary Metal Products	115,590

Source: IHS Global Inc.'s Transearch, 2011

Top Exports

OUTBOUND FREIGHT	TRUCK TONNAGE
1. Lumber or Wood Products	1,324,614
2. Pulp, Paper or Allied Products	199,535
3. Farm Products	39,121
4. Petroleum or Coal Products	19,036
5. Waste or Scrap Materials	17,133

Source: IHS Global Inc.'s Transearch, 2011



Top Trading Partners

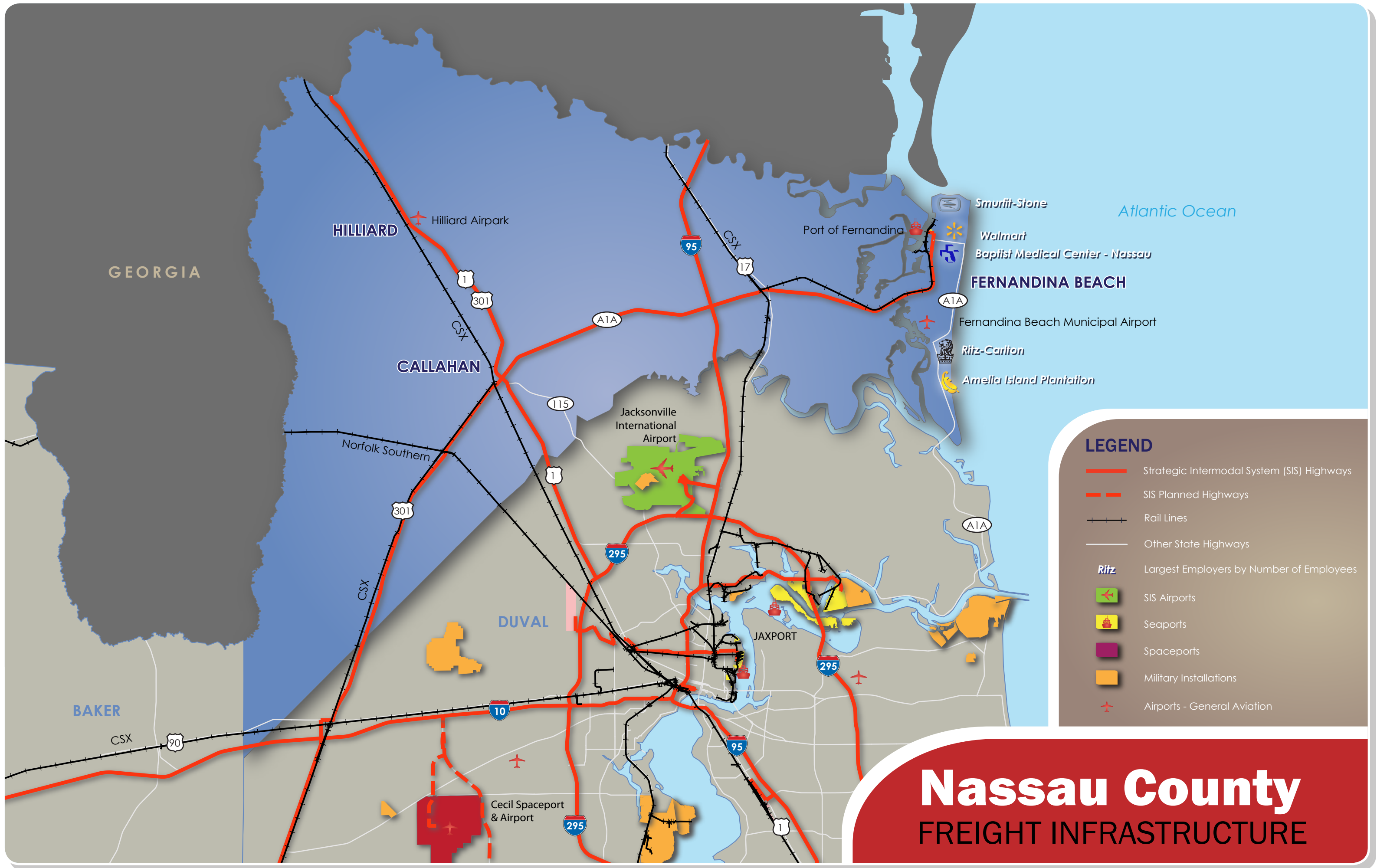
IMPORTS	TRUCK TONNAGE
Duval County, FL	381,741
Koochiching County, MN	149,684
Mobile County, AL	112,214
Jackson County, MS	82,815
Jefferson County, TX	79,045

Source: IHS Global Inc.'s Transearch, 2011

Top Trading Partners

EXPORTS	TRUCK TONNAGE
Chatham County, GA	388,493
Putnam County, FL	167,096
Charleston County, SC	66,598
Duval County, FL	65,833
Mobile County, AL	55,634

Source: IHS Global Inc.'s Transearch, 2011



LEGEND

- Strategic Intermodal System (SIS) Highways
- - - SIS Planned Highways
- Rail Lines
- Other State Highways
- Largest Employers by Number of Employees
- SIS Airports
- Seaports
- Spaceports
- Military Installations
- Airports - General Aviation

Nassau County
FREIGHT INFRASTRUCTURE