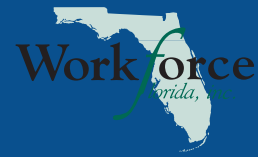




1601 Biscayne Boulevard  
Miami, FL 33132  
(305) 350-7700



800 N. Magnolia Avenue,  
Suite 1100  
Orlando, Florida 32803  
(407) 956-5600



1580 Waldo Palmer Lane, Suite 1  
Tallahassee, Florida 32308  
(850) 921-1119



136 S. Bronough Street  
Tallahassee, Florida 32301



A message from  
Governor Scott on the  
future of Florida's Freight  
and Trade

# MIAMI-DADE COUNTY FREIGHT & LOGISTICS OVERVIEW

## Florida Department of Transportation


### FDOT CONTACTS

**Ananth Prasad, P.E.**  
Secretary of Transportation  
Phone (850) 414-5205  
Ananth.Prasad@dot.state.fl.us

**Juan Flores**  
Administrator, Freight Logistics &  
Passenger Operations  
Phone (850) 414-5245  
Juan.Flores@dot.state.fl.us

**Richard Biter**  
Assistant Secretary for Intermodal  
Systems Development  
Phone (850) 414-5235  
Richard.Biter@dot.state.fl.us

**Gustavo "Gus" Felix Pego, P.E.**  
District 6 Secretary  
Phone (305) 470-5253  
Gus.Pego@dot.state.fl.us



### FEDERAL LEGISLATIVE CONTACTS

**United States Senate**  
Bill Nelson  
Phone (202) 224-5274

**United States Senate**  
Marco Rubio  
Phone (202) 224-3071

**U.S. House of Representative**  
District 23, Debbie Wasserman Schultz  
Phone (202) 225-7931

**U.S. House of Representative**  
District 25, Mario Diaz-Balart  
Phone (202) 225-4211

**U.S. House of Representative**  
District 26, Joe Garcia  
Phone (202) 225-2778

**U.S. House of Representative**  
District 27, Lleana Ros-Lehtinen  
Phone (202) 225-3931

### STATE LEGISLATIVE CONTACTS

**Florida Senate**  
District 35, Gwen Margolis  
Phone (850) 487-5035

**Florida Senate**  
District 36, Oscar Braynon, II  
Phone (850) 487-5036

**Florida Senate**  
District 37, Anitere Flores  
Phone (850) 487-5037

**Florida Senate**  
District 38, Rene Garcia  
Phone (850) 487-5038

**Florida Senate**  
District 39, Dwight Bullard  
Phone (850) 487-5039

**Florida Senate**  
District 40, Alex Diaz de la Portilla  
Phone (850) 487-5040

**Florida House of Representatives**  
District 100, Joseph A. Gibbons  
Phone (850) 717-5100

**Florida House of Representatives**  
District 102, Sharon Pritchett  
Phone (850) 717-5102

**Florida House of Representatives**  
District 103, Manny Diaz, Jr.  
Phone (850) 717-5103

**Florida House of Representatives**  
District 105, Carlos Trujillo  
Phone (850) 717-5105

**Florida House of Representatives**  
District 107, Barbara Watson  
Phone (850) 717-5107

**Florida House of Representatives**  
District 108, Daphne D. Cambell  
Phone (850) 717-5108

**Florida House of Representatives**  
District 109, Cynthia A. Stafford  
Phone (850) 717-5109

**Florida House of Representatives**  
District 110, Jose R. Oliva  
Phone (850) 717-5110

**Florida House of Representatives**  
District 111, Eduardo "Eddy" Gonzalez  
Phone (850) 717-5111

**Florida House of Representatives**  
District 112, Jose Javier Rodriguez  
Phone (850) 717-5112

**Florida House of Representatives**  
District 113, David Richardson  
Phone (850) 717-5113

**Florida House of Representatives**  
District 114, Erik Fresen  
Phone (850) 717-5114

**Florida House of Representatives**  
District 115, Michael Bileca  
Phone (850) 717-5115


**Florida House of Representatives**  
District 116, Jose Felix Diaz  
Phone (850) 717-5116

**Florida House of Representatives**  
District 117, Kionne L. McGhee  
Phone (850) 717-5117

**Florida House of Representatives**  
District 118, Frank Artilles  
Phone (850) 717-5118

**Florida House of Representatives**  
District 119, Jeanette M. Nuñez  
Phone (850) 717-5119

**Florida House of Representatives**  
District 120, Holly Merrill Raschein  
Phone (850) 717-5120



### FDOT MISSION:

THE DEPARTMENT WILL PROVIDE A SAFE TRANSPORTATION SYSTEM THAT ENSURES THE MOBILITY OF PEOPLE AND GOODS, ENHANCES ECONOMIC PROSPERITY AND PRESERVES THE QUALITY OF OUR ENVIRONMENT AND COMMUNITIES.



In recognition of the significant role that freight mobility plays as an economic driver for the state, an Office of Freight, Logistics and Passenger Operations has been created at FDOT. This office has been tasked with meeting the requirements of legislation in Florida House Bill 599, as well as meeting national freight guidance offered in H.R. 4348, the Moving Ahead for Progress in the 21st Century Act (MAP-21).

HB599 requires FDOT to lead the development of a plan to "enhance the integration and connectivity of the transportation system across and between transportation modes throughout the state." For this reason, Florida is already on schedule to meet MAP-21 guidelines and has become a leader in freight issues through its ongoing work in developing a Freight Mobility and Trade Plan. For more information, please see [www.freightmovesflorida.com](http://www.freightmovesflorida.com).



January 2013

# Miami-Dade County

## FREIGHT & LOGISTICS OVERVIEW



COUNTY SEAT	LARGEST CITY	AREA	POPULATION	POPULATION GROWTH RATE
Miami, FL	Miami, FL	2430 square miles	2,496,435	10.8 % (2000-2010)

Chamber of Commerce website: <http://www.miamichamber.com/>

- Miami-Dade continues to rank as one of the leading international trade hubs in the world and set a new national record for trade surplus of \$25.70 billion.
- Miami-Dade maintains active participation in the Sister Cities program that fosters cultural understanding, trade, and commerce by receiving foreign trade missions and leading missions to partner communities. Miami-Dade currently retains partnerships with 25 Sister Cities.



### Top 5 Growing Industries

INDUSTRY	NET JOB CREATION
1. Retail Trade	22,811
2. Accommodation and Food Services	11,742
3. Health Care and Social Assistance	11,473
4. Educational Services	8,139
5. Professional, Scientific, and Technical Services	6,319

Source: Florida Department of Economic Opportunity, Labor Market Statistics Center, LEHD State of Florida County Reports-Quarterly Workforce Indicators 2010-2011



### Largest Industry Sectors by Employment

INDUSTRY SECTORS	% OF WORKFORCE
1. Trade, Transportation, and Utilities	25.7%
2. Education and Health Services	16.0%
3. Professional and Business Service	13.0%

Source: Enterprise Florida



### Major Private Sector Employers

EMPLOYER	BUSINESS LINE	NUMBER OF EMPLOYEES
1. University of Miami	Education	12,765
2. Publix Supermarkets	Retail	11,760
3. Baptist Health South Florida	Healthcare	11,615
4. American Airlines	Air Transportation	9,000
5. Winn-Dixie Stores	Retail	8,000

Source: Enterprise Florida

Florida infrastructure moves 762 million tons of freight traffic annually.

The state highway system sees 195,755 million annual vehicle miles of travel.

Truck travel accounted for approximately 11% of vehicle miles traveled on the SIS in 2010.

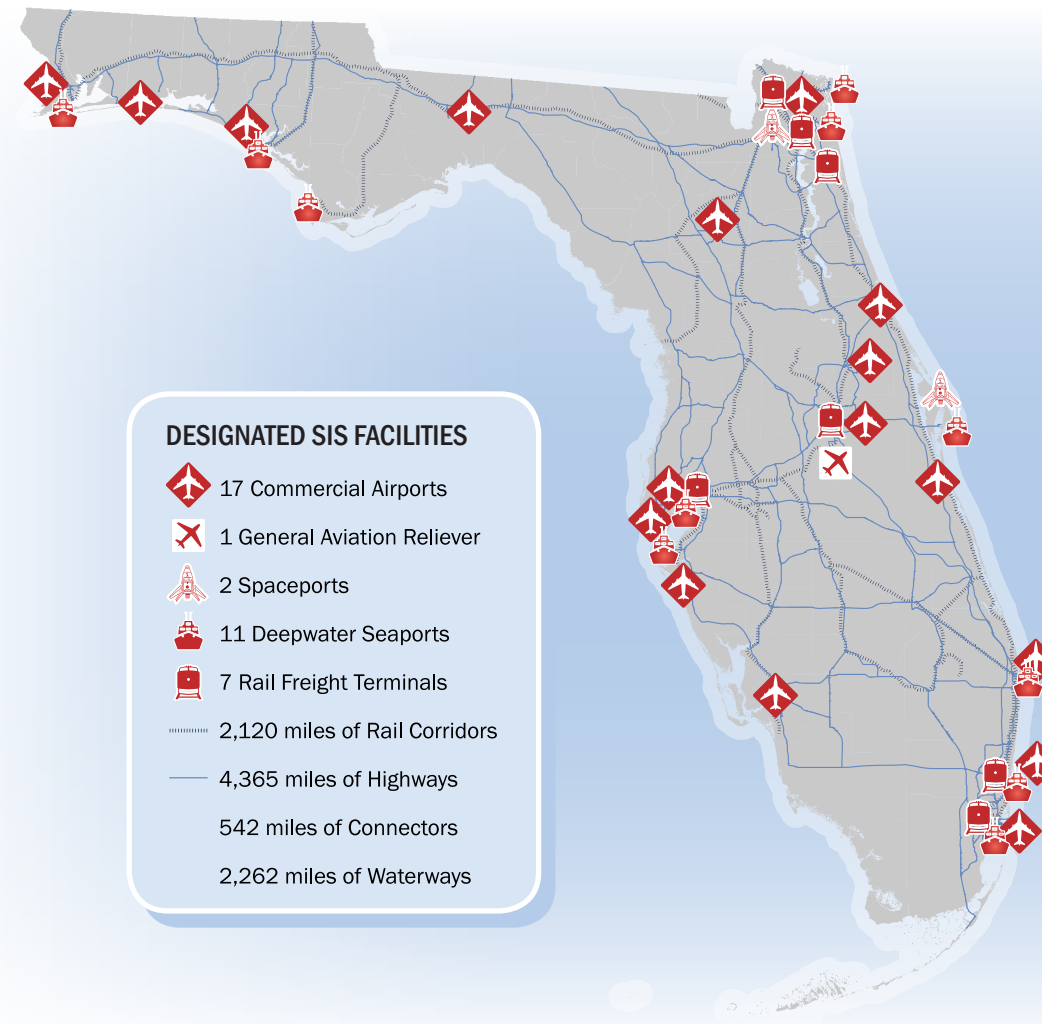
Florida has over 2,700 miles of rail lines, which move over 98 million tons of freight annually.

### Florida's Strategic Intermodal System (SIS)

- **Strategic** – Consists of statewide and regionally significant facilities and services
- **Intermodal** – Contains all forms of transportation for moving both people and goods, including linkages for smooth and efficient transfers between modes and major facilities
- **System** – Integrates individual facilities, services, forms of transportation (modes) and linkages into a single, integrated transportation network

#### The SIS was established to:

- Efficiently serve the mobility needs of Florida's citizens, businesses and visitors
- Help Florida become a worldwide economic leader, enhance economic prosperity and competitiveness, enrich quality of life and reflect responsible environmental stewardship



Florida has 784 aviation facilities, 129 public use, and 19 have commercial service.

The state boasts 2 spaceports and 5 active launch facilities.

Florida's 15 deepwater seaports moved 106.4 million tons of cargo and handled 2.8 million TEU's (20 foot equivalent container unit) in 2010.

Seven of the 15 seaports in Florida carried 12.7 million passengers, 12.1 million of which sailed on multi-day cruises in 2010.

100% of SIS waterborne freight in Florida is on a coastal or international shipping route.

16 Fortune 500 companies have their headquarters in Florida.

# Florida

## FREIGHT & LOGISTICS OVERVIEW

POPULATION	POPULATION RANK	AREA	AREA RANK	POPULATION GROWTH RATE
18.8 million	4th	53,625 sq. mi.	22nd	17.6% (2000-2010)

Chamber of Commerce website: <http://www.flchamber.org>

### Top Employment Sectors

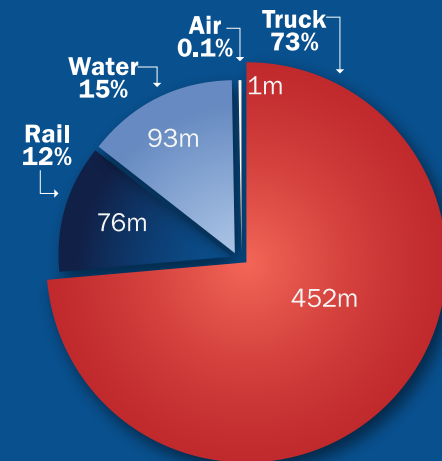
(Nonagricultural Business Groups by Industry)

1. Trade, Transportation, and Utilities
2. Education and Health Services
3. Government Services
4. Professional and Business Services
5. Healthcare and Social Assistance
6. Leisure and Hospitality

Source: Department of Economic Opportunity-Current Employment Statistics (2012)

### DOMESTIC AND INTERNATIONAL MODAL MIX

(millions of tons)



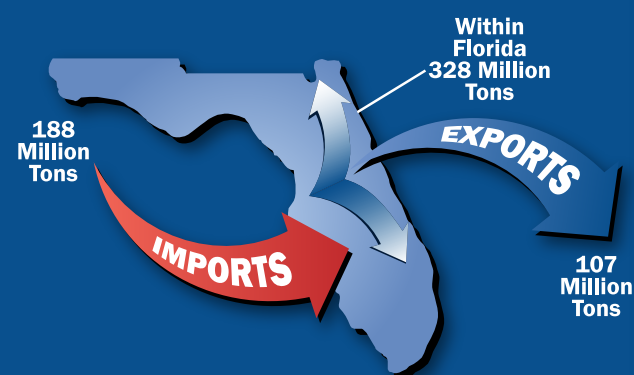
Source: Trade & Logistics Study, Florida Chamber 2009

### Top Business Sector Initiatives for Retention and Promotion

1. Clean Energy
2. Information Technology
3. Life Sciences
4. Aviation/ Aerospace
5. Homeland Security/ Defense
6. Financial/ Professional Services

Source: Florida Chamber of Commerce

### TOTAL FREIGHT FLOWS



Source: Trade & Logistics Study, Florida Chamber 2009

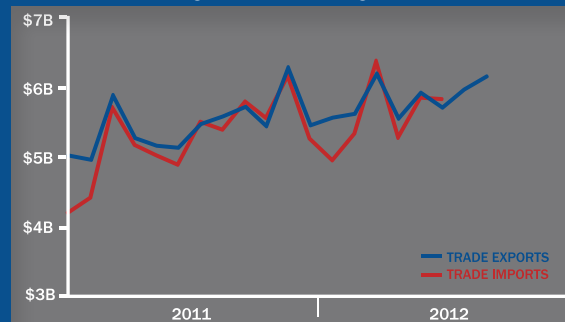
### Top International Trade Partners

The state of Florida is a major international hub accounting for approximately \$149 billion in international trade activity in 2011.

EXPORTS		IMPORTS	
1. Switzerland		1. China	
2. Brazil		2. Mexico	
3. Venezuela		3. Japan	
4. Canada		4. Canada	
5. Colombia		5. Colombia	


Source: Trade & Logistics Study, Florida Chamber 2009

### FLORIDA TRADE ACTIVITY



### Key Transportation and Freight Facilities

STRATEGIC INTERMODAL SYSTEM (SIS) HIGHWAYS		I-75, I-95, I-195, I-395, US 1, SR 997, Airport Expressway, Gratigny Parkway, Palmetto Expressway, East-West (Dolphin) Expressway, South Dade Expressway, Florida's Turnpike
SIS RAILROADS		Florida East Coast Railway, FDOT/Tri-Rail
SIS AIRPORTS		Miami International Airport
SIS SEAPORTS		Port of Miami
NON SIS STATE HIGHWAYS		SR A1A, SR 90, SR 9
GENERAL AVIATION AIRPORTS		Homestead General, Kendall-Tamiami Executive, Opa-Locka Executive, Miami Seaplane Base



### Top Imports

INBOUND FREIGHT	TRUCK TONNAGE
1. Food or Kindred Products	7,535,198
2. Petroleum or Coal Products	6,484,355
3. Bulk Movement in Boxcars	5,122,029
4. Clay, Concrete, Glass or Stone	2,156,087
5. Chemicals or Allied Products	2,137,139

Source: IHS Global Inc.'s Transearch, 2011

### Top Exports

OUTBOUND FREIGHT	TRUCK TONNAGE
1. Bulk Movement in Boxcars	16,658,127
2. Clay, Concrete, Glass or Stone	3,129,020
3. Nonmetallic Minerals	2,834,699
4. Food or Kindred Products	1,864,497
5. Waste or Scrap Materials	773,441

Source: IHS Global Inc.'s Transearch, 2011



### Top Trading Partners

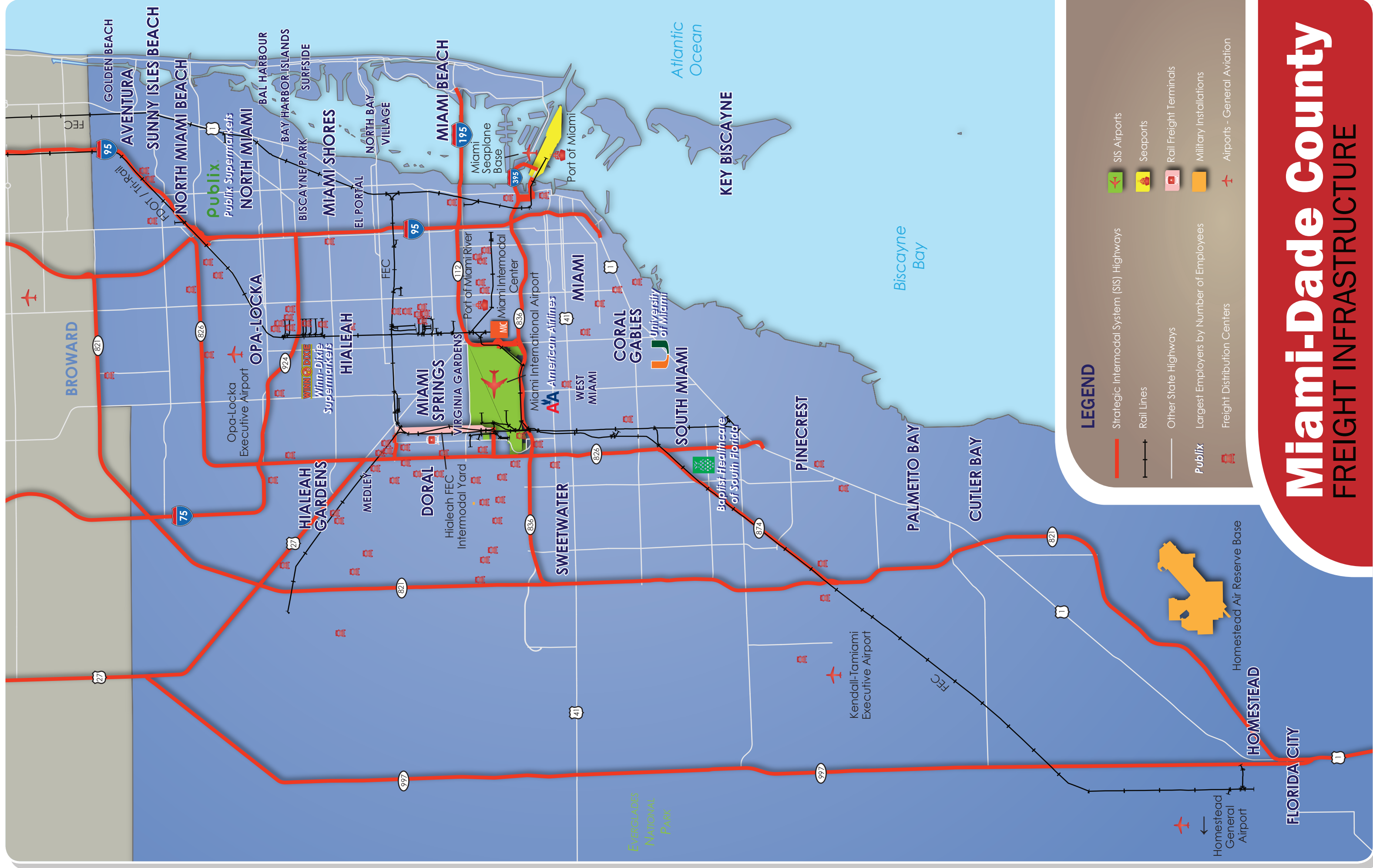
IMPORTS	TRUCK TONNAGE
Broward County, FL	4,044,260
Palm Beach County, FL	2,457,294
Hillsborough County, FL	2,078,980
Orange County, FL	1,488,532
Polk County, FL	1,135,102

Source: IHS Global Inc.'s Transearch, 2011











### Top Trading Partners

EXPORTS	TRUCK TONNAGE
Broward County, FL	6,904,915
Palm Beach County, FL	3,085,191
Hillsborough County, FL	1,904,954
Orange County, FL	1,705,876
Duval County, FL	1,509,438

Source: IHS Global Inc.'s Transearch, 2011



**LEGEND**

-  Strategic Intermodal System (SIS) Highways
-  Rail Lines
-  Other State Highways
-  Publix
-  Freight Distribution Centers
-  SIS Airports
-  Seaports
-  Rail Freight Terminals
-  Military Installations
-  Airports - General Aviation

# Miami-Dade County

## FREIGHT INFRASTRUCTURE