



136 S. Bronough Street
Tallahassee, Florida 32301



800 N. Magnolia Avenue, Suite 1100
Orlando, Florida 32803
(407) 956-5600



1580 Waldo Palmer Lane, Suite 1
Tallahassee, Florida 32308
(850) 921-1119



A message from Governor
Scott on the future of
Florida's Freight and Trade

MARTIN COUNTY FREIGHT & LOGISTICS OVERVIEW

FLORIDA DEPARTMENT OF TRANSPORTATION


FDOT CONTACTS

Ananth Prasad, P.E.
Secretary of Transportation
Phone (850) 414-5205
Ananth.Prasad@dot.state.fl.us

Juan Flores
Administrator, Freight Logistics &
Passenger Operations
Phone (850) 414-5245
Juan.Flores@dot.state.fl.us

Richard Biter
Assistant Secretary for Intermodal
Systems Development
Phone (850) 414-5235
Richard.Biter@dot.state.fl.us

James Wolfe
District 4, Secretary
Phone (954) 777-4110
James.Wolfe@dot.state.fl.us



Federal Legislative Contacts

United States Senate
Bill Nelson
Phone (202) 224-5274

United States Senate
Marco Rubio
Phone (202) 224-3071

US House of Representatives
District 18, Patrick Murphy
Phone (202) 225-3026


State Legislative Contacts:

Florida Senate
District 21, Denise Grimsley
Phone (850) 487-5021

Florida Senate
District 32, Joe Negron
Phone (850) 487-5032

Florida House of Representatives
District 82, MaryLynn Mager
Phone (850) 717-508

Florida House of Representatives
District 83, Gayle Harrell
Phone (850) 717-5083



FDOT MISSION:
THE DEPARTMENT WILL PROVIDE A SAFE TRANSPORTATION SYSTEM THAT ENSURES THE MOBILITY OF PEOPLE AND GOODS, ENHANCES ECONOMIC PROSPERITY AND PRESERVES THE QUALITY OF OUR ENVIRONMENT AND COMMUNITIES.



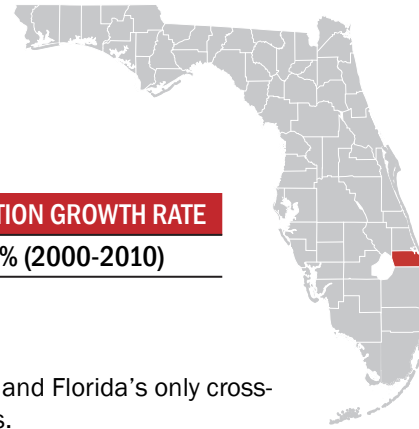
In recognition of the significant role that freight mobility plays as an economic driver for the state, an Office of Freight, Logistics and Passenger Operations has been created at FDOT. This office has been tasked with meeting the requirements of legislation in Florida House Bill 599, as well as meeting national freight guidance offered in H.R. 4348, the Moving Ahead for Progress in the 21st Century Act (MAP-21).

HB599 requires FDOT to lead the development of a plan to "enhance the integration and connectivity of the transportation system across and between transportation modes throughout the state." For this reason, Florida is already on schedule to meet MAP-21 guidelines and has become a leader in freight issues through its ongoing work in developing a Freight Mobility and Trade Plan. For more information, please see www.freightmovesflorida.com.



Martin County

FREIGHT & LOGISTICS OVERVIEW



COUNTY SEAT	LARGEST CITY	AREA	POPULATION	POPULATION GROWTH RATE
Stuart, FL	Stuart, FL	753 square miles	146,318	15.5% (2000-2010)

Primary Economic Development Contact: <http://www.bdbmc.org>

- The City of Stuart is the "Sailfish Capital of the World".
- Stuart is located on the eastern point of the Okeechobee Waterway, a 54 mile long waterway and Florida's only cross-state canal, which extends from the Atlantic Ocean in Stuart to the Gulf of Mexico in Ft. Myers.
- Until 1929, when the Intracoastal Waterway was deepened, the Jupiter Inlet went through natural cycles of opening and closing. On several occasions, when the Inlet was blocked, area residents took their shovels and dug small channels to get the water flowing again. On one occasion in 1844, several men dug a four-inch deep channel into the Inlet before camping for the night. Several hours later the men were awakened by water seeping into their camp. By the next day the Inlet was nearly a quarter mile wide.



Top 5 Growing Industries

INDUSTRY	NET JOB CREATION
1. Retail Trade	1,809
2. Health Care and Social Assistance	796
3. Accommodation and Food Services	751
4. Professional, Scientific, and Technical Services	355
5. Administrative, Support, Waste Management and Remediation Services	295

Source: Florida Department of Economic Opportunity, Labor Market Statistics Center, LEHD State of Florida County Reports-Quarterly Workforce Indicators 2010-2011



Largest Industry Sectors by Employment

INDUSTRY SECTORS	% OF WORKFORCE
1. Trade, Transportation, and Utilities	19.1%
2. Education and Health Services	18.3%
3. Leisure and Hospitality	14.1%

Source: Enterprise Florida



Major Private Sector Employers

EMPLOYER	BUSINESS LINE	NUMBER OF EMPLOYEES
1. Martin Memorial Health Systems	Healthcare	2,400
2. Publix Supermarkets	Retail	1,168
3. Old Cell Phone	Support Services	450
4. TurboCombuster Technologies Inc.	Aviation/ Aerospace	374
5. Florida Power & Light	Electrical Contractor	296

Source: Enterprise Florida

Florida infrastructure moves 762 million tons of freight traffic annually.

The state highway system sees 195,755 million annual vehicle miles of travel.

Truck travel accounted for approximately 11% of vehicle miles traveled on the SIS in 2010.

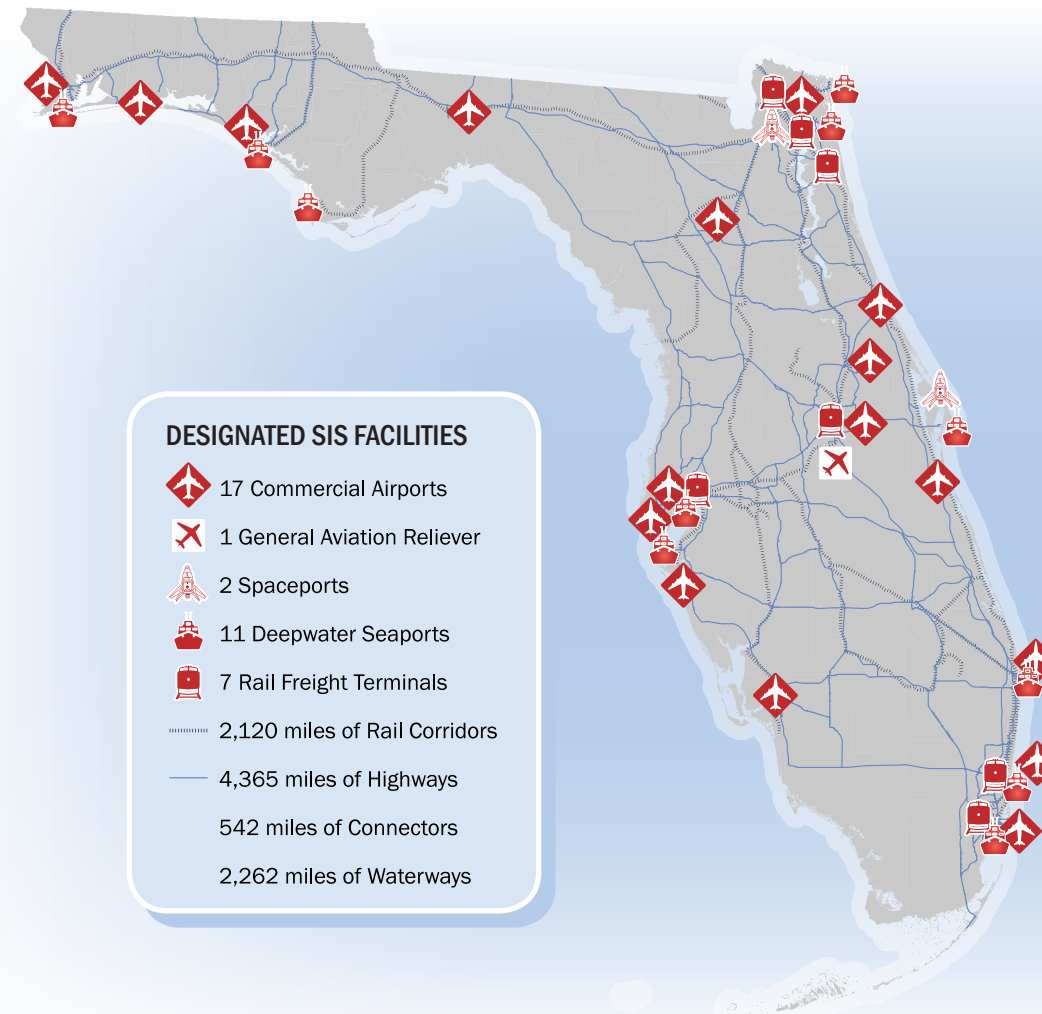
Florida has over 2,700 miles of rail lines, which move over 98 million tons of freight annually.

Florida's Strategic Intermodal System (SIS)

- Strategic** – Consists of statewide and regionally significant facilities and services
- Intermodal** – Contains all forms of transportation for moving both people and goods, including linkages for smooth and efficient transfers between modes and major facilities
- System** – Integrates individual facilities, services, forms of transportation (modes) and linkages into a single, integrated transportation network

The SIS was established to:

- Efficiently serve the mobility needs of Florida's citizens, businesses and visitors
- Help Florida become a worldwide economic leader, enhance economic prosperity and competitiveness, enrich quality of life and reflect responsible environmental stewardship



Florida has 784 aviation facilities, 129 public use, and 19 have commercial service.

The state boasts 2 spaceports and 5 active launch facilities.

Florida's 15 deepwater seaports moved 106.4 million tons of cargo and handled 2.8 million TEU's (20 foot equivalent container unit) in 2010.

Seven of the 15 seaports in Florida carried 12.7 million passengers, 12.1 million of which sailed on multi-day cruises in 2010.

100% of SIS waterborne freight in Florida is on a coastal or international shipping route.

16 Fortune 500 companies have their headquarters in Florida.

Florida

FREIGHT & LOGISTICS OVERVIEW

POPULATION	POPULATION RANK	AREA	AREA RANK	POPULATION GROWTH RATE
18.8 million	4th	53,625 sq. mi.	22nd	17.6% (2000-2010)

Chamber of Commerce website: <http://www.flchamber.org>

Top Employment Sectors

(Nonagricultural Business Groups by Industry)

1. Trade, Transportation, and Utilities
2. Education and Health Services
3. Government Services
4. Professional and Business Services
5. Healthcare and Social Assistance
6. Leisure and Hospitality

Source: Department of Economic Opportunity-Current Employment Statistics (2012)

Top Business Sector Initiatives for Retention and Promotion

1. Clean Energy
2. Information Technology
3. Life Sciences
4. Aviation/ Aerospace
5. Homeland Security/ Defense
6. Financial/ Professional Services

Source: Florida Chamber of Commerce

Top International Trade Partners

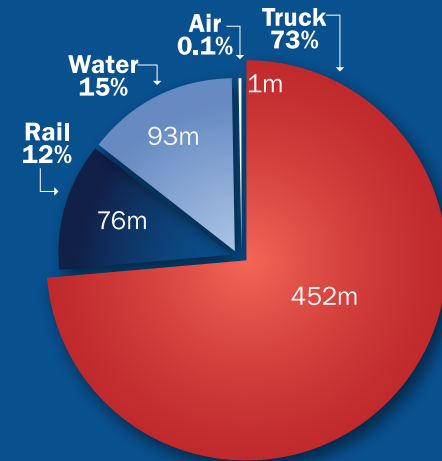
The state of

Florida is a major international hub accounting for approximately \$149 billion in international trade activity in 2011.

EXPORTS		IMPORTS	
1. Switzerland		1. China	
2. Brazil		2. Mexico	
3. Venezuela		3. Japan	
4. Canada		4. Canada	
5. Colombia		5. Colombia	

Source: Trade & Logistics Study, Florida Chamber 2009

DOMESTIC AND INTERNATIONAL MODAL MIX (millions of tons)



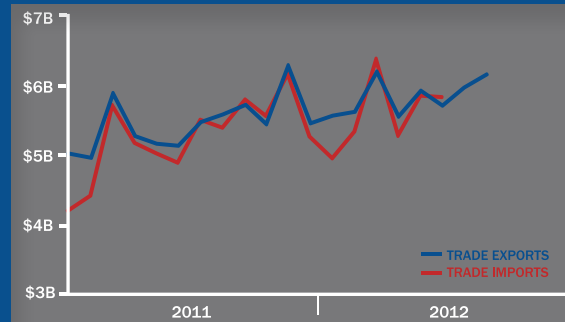
Source: Trade & Logistics Study, Florida Chamber 2009

TOTAL FREIGHT FLOWS



Source: Trade & Logistics Study, Florida Chamber 2009

FLORIDA TRADE ACTIVITY



Key Transportation and Freight Facilities

STRATEGIC INTERMODAL SYSTEM (SIS) HIGHWAYS		I-95, Florida's Turnpike, SR 710, US 441
SIS RAILROADS		FEC, CSX
SIS AIRPORTS		Palm Beach International Airport
SEAPORTS		Port of Palm Beach
NON SIS STATE HIGHWAYS		US 1, SR A1A, SR 76, SR 714
GENERAL AVIATION AIRPORTS		Indiantown Airport, Witham Field Airport



Top Imports

INBOUND FREIGHT	TRUCK TONNAGE
1. Bulk Movement in Boxcars	512,771
2. Nonmetallic Minerals	396,354
3. Clay, Concrete, Glass or Stone	197,780
4. Petroleum or Coal Products	111,953
5. Food or Kindred Products	109,254

Source: IHS Global Inc.'s Transearch, 2011

Top Exports

OUTBOUND FREIGHT	TRUCK TONNAGE
1. Farm Products	472,858
2. Food or Kindred Products	156,059
3. Clay, Concrete, Glass or Stone	96,110
4. Nonmetallic Minerals	70,289
5. Printed Matter	39,208

Source: IHS Global Inc.'s Transearch, 2011



Top Trading Partners

IMPORTS	TRUCK TONNAGE
St. Lucie County, FL	264,847
Miami-Dade County, FL	238,651
Palm Beach County, FL	191,410
Broward County, FL	130,767
Polk County, FL	78,207

Source: IHS Global Inc.'s Transearch, 2011

Top Trading Partners

EXPORTS	TRUCK TONNAGE
Duval County, FL	227,361
Palm Beach County, FL	82,077
Hillsborough County, FL	78,254
Broward County, FL	54,486
Miami-Dade County, FL	35,938

Source: IHS Global Inc.'s Transearch, 2011



Martin County

FREIGHT INFRASTRUCTURE

Port of Palm Beach - 32 miles

Palm Beach International Airport - 37 miles

LEGEND

- Strategic Intermodal System (SIS) Highways
- Rail Lines
- Other State Highways
- ▶ Nearby Key Transportation Facilities (Mileage from County Seat)
- Publix Largest Employers by Number of Employees
- ✈ Airports - General Aviation
- 🚚 Freight Distribution Centers