



136 S. Bronough Street
Tallahassee, Florida 32301



800 N. Magnolia Avenue, Suite 1100
Orlando, Florida 32803
(407) 956-5600



1580 Waldo Palmer Lane, Suite 1
Tallahassee, Florida 32308
(850) 921-1119



A message from Governor
Scott on the future of
Florida's Freight and Trade

MARION COUNTY FREIGHT & LOGISTICS OVERVIEW

FLORIDA DEPARTMENT OF TRANSPORTATION


FDOT CONTACTS

Ananth Prasad, P.E.
Secretary of Transportation
Phone (850) 414-5205
Ananth.Prasad@dot.state.fl.us

Juan Flores
Administrator, Freight Logistics &
Passenger Operations
Phone (850) 414-5245
Juan.Flores@dot.state.fl.us

Richard Biter
Assistant Secretary for Intermodal
Systems Development
Phone (850) 414-5235
Richard.Biter@dot.state.fl.us

Noranne Downs, P.E.
District 5, Secretary
Phone (386) 943-5474
Noranne.Downs@dot.state.fl.us



Federal Legislative Contacts

United States Senate
Bill Nelson
Phone (202) 224-5274

United States Senate
Marco Rubio
Phone (202) 224-3071

US House of Representatives
District 3, Ted Yoho
Phone (202) 225-5744

US House of Representatives
District 5, Corrine Brown
Phone (202) 225-0123

US House of Representatives
District 11, Richard Nugent
Phone (202) 225-1002

State Legislative Contacts:

Florida Senate
District 5, Charles S. "Charlie" Dean
Phone (850) 487-5005

Florida Senate
District 8, Dorothy L. Hukill
Phone (850) 487-5008


Florida Senate
District 11, Alan Hays
Phone (850) 487-5011

Florida House of Representatives
District 20, Clovis Watson
Phone (850) 717-5020

Florida House of Representatives
District 22, Charlie Stone
Phone (850) 717-5022

Florida House of Representatives
District 23, Dennis Baxley
Phone (850) 717-5023

Florida House of Representatives
District 33, Marlene O'Toole
Phone (850) 717-5033



FDOT MISSION:
THE DEPARTMENT WILL PROVIDE A SAFE TRANSPORTATION SYSTEM THAT ENSURES THE MOBILITY OF PEOPLE AND GOODS, ENHANCES ECONOMIC PROSPERITY AND PRESERVES THE QUALITY OF OUR ENVIRONMENT AND COMMUNITIES.



In recognition of the significant role that freight mobility plays as an economic driver for the state, an Office of Freight, Logistics and Passenger Operations has been created at FDOT. This office has been tasked with meeting the requirements of legislation in Florida House Bill 599, as well as meeting national freight guidance offered in H.R. 4348, the Moving Ahead for Progress in the 21st Century Act (MAP-21).

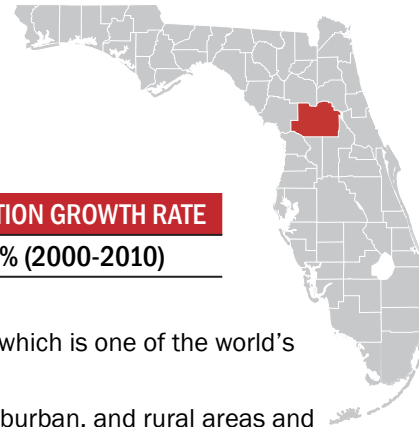
HB599 requires FDOT to lead the development of a plan to "enhance the integration and connectivity of the transportation system across and between transportation modes throughout the state." For this reason, Florida is already on schedule to meet MAP-21 guidelines and has become a leader in freight issues through its ongoing work in developing a Freight Mobility and Trade Plan. For more information, please see www.freightmovesflorida.com.



January 2013

Marion County

FREIGHT & LOGISTICS OVERVIEW



COUNTY SEAT	LARGEST CITY	AREA	POPULATION	POPULATION GROWTH RATE
Ocala, FL	Ocala, FL	1663 square miles	331,298	28.0% (2000-2010)

Primary Economic Development Contact: <http://www.ocalaedc.org>

- Marion County is home to Rainbow Springs, Salt Springs, Juniper Springs, and Silver Springs which is one of the world's largest artesian springs.
- Located in north central Florida along Interstate 75, Marion County boasts a mix of urban, suburban, and rural areas and includes the vast Ocala National Forest, Florida's second largest national forest.
- The County has the highest number of horses and ponies in residence in America. Anchored by the Florida thoroughbred breeding and training farms with more than 70,000 acres, Ocala/Marion County's horse industry is represented by virtually every breed of horse, including the American Quarter Horse, Paso Fino, Arabian and Warmbloods.



Top 5 Growing Industries

INDUSTRY	NET JOB CREATION
1. Retail Trade	2,303
2. Health Care and Social Assistance	1,360
3. Accommodation and Food Services	1,096
4. Finance and Insurance	631
5. Public Administration	222

Source: Florida Department of Economic Opportunity, Labor Market Statistics Center, LEHD State of Florida County Reports-Quarterly Workforce Indicators 2010-2011.



Largest Industry Sectors by Employment

INDUSTRY SECTORS	% OF WORKFORCE
1. Trade, Transportation, and Utilities	22.4%
2. Education and Health Services	14.7%
3. Leisure and Hospitality	11.0%

Source: Enterprise Florida



Major Private Sector Employers

EMPLOYER	BUSINESS LINE	NUMBER OF EMPLOYEES
1. Munroe Regional Medical Center	Healthcare	2,481
2. Ocala Regional Medical Center & West Marion Community Hospital	Healthcare	1,725
3. AT&T	Support Services	1,000
4. Lockheed Martin	Manufacturing	810
5. E-ONE, Inc.	Manufacturing	800

Source: Enterprise Florida

Florida infrastructure moves 762 million tons of freight traffic annually.

The state highway system sees 195,755 million annual vehicle miles of travel.

Truck travel accounted for approximately 11% of vehicle miles traveled on the SIS in 2010.

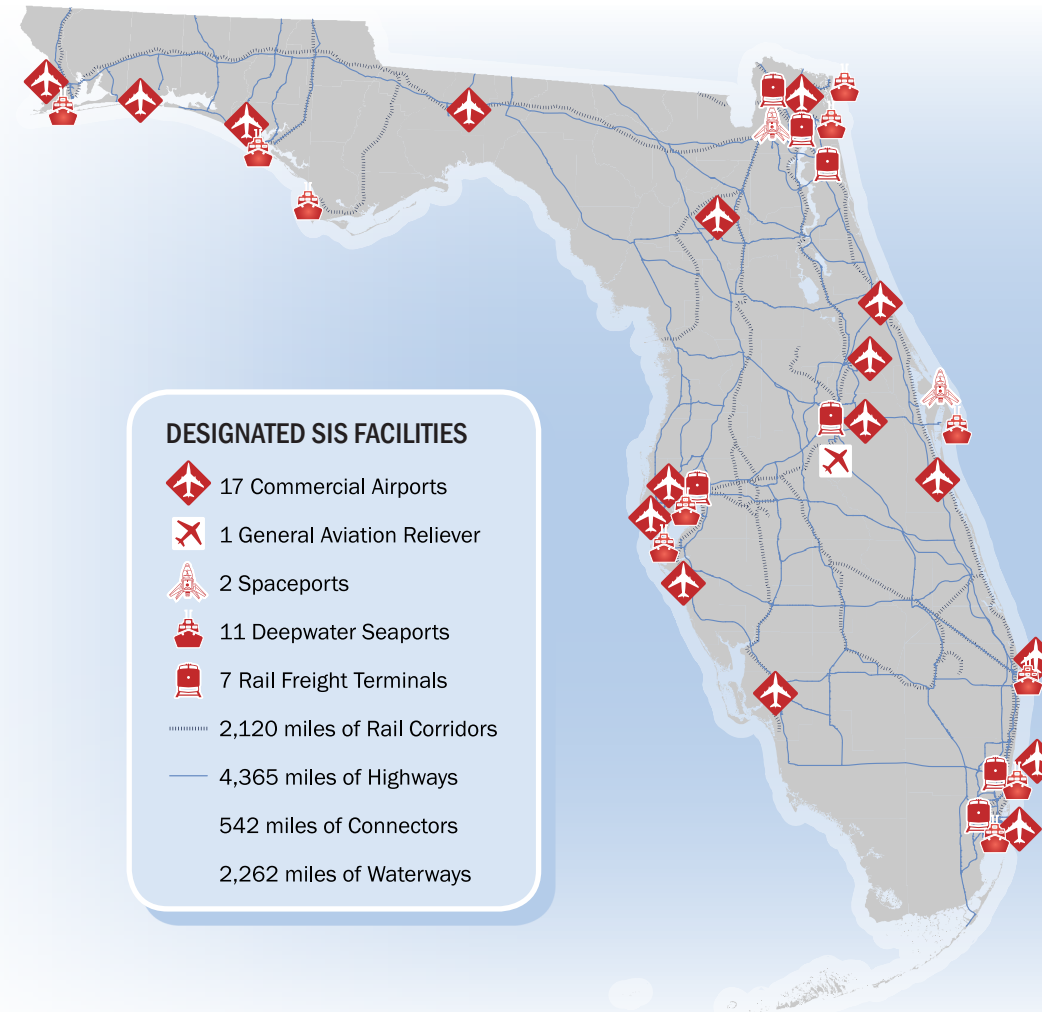
Florida has over 2,700 miles of rail lines, which move over 98 million tons of freight annually.

Florida's Strategic Intermodal System (SIS)

- **Strategic** – Consists of statewide and regionally significant facilities and services
- **Intermodal** – Contains all forms of transportation for moving both people and goods, including linkages for smooth and efficient transfers between modes and major facilities
- **System** – Integrates individual facilities, services, forms of transportation (modes) and linkages into a single, integrated transportation network

The SIS was established to:

- Efficiently serve the mobility needs of Florida's citizens, businesses and visitors
- Help Florida become a worldwide economic leader, enhance economic prosperity and competitiveness, enrich quality of life and reflect responsible environmental stewardship



Florida has 784 aviation facilities, 129 public use, and 19 have commercial service.

The state boasts 2 spaceports and 5 active launch facilities.

Florida's 15 deepwater seaports moved 106.4 million tons of cargo and handled 2.8 million TEU's (20 foot equivalent container unit) in 2010.

Seven of the 15 seaports in Florida carried 12.7 million passengers, 12.1 million of which sailed on multi-day cruises in 2010.

100% of SIS waterborne freight in Florida is on a coastal or international shipping route.

16 Fortune 500 companies have their headquarters in Florida.

Florida

FREIGHT & LOGISTICS OVERVIEW

POPULATION	POPULATION RANK	AREA	AREA RANK	POPULATION GROWTH RATE
18.8 million	4th	53,625 sq. mi.	22nd	17.6% (2000-2010)

Chamber of Commerce website: <http://www.flchamber.org>

Top Employment Sectors

(Nonagricultural Business Groups by Industry)

1. Trade, Transportation, and Utilities
2. Education and Health Services
3. Government Services
4. Professional and Business Services
5. Healthcare and Social Assistance
6. Leisure and Hospitality

Source: Department of Economic Opportunity-Current Employment Statistics (2012)

Top Business Sector Initiatives for Retention and Promotion

1. Clean Energy
2. Information Technology
3. Life Sciences
4. Aviation/ Aerospace
5. Homeland Security/ Defense
6. Financial/ Professional Services

Source: Florida Chamber of Commerce

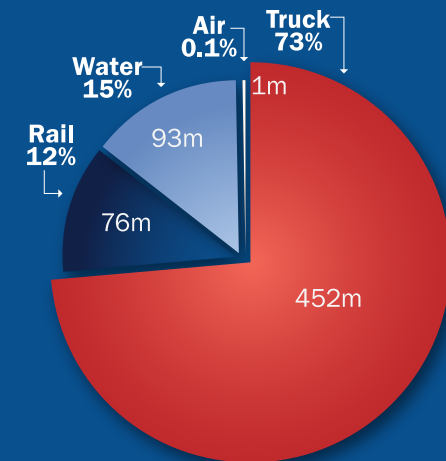
Top International Trade Partners

The state of Florida is a major international hub accounting for approximately \$149 billion in international trade activity in 2011.

EXPORTS		IMPORTS	
1. Switzerland		1. China	
2. Brazil		2. Mexico	
3. Venezuela		3. Japan	
4. Canada		4. Canada	
5. Colombia		5. Colombia	

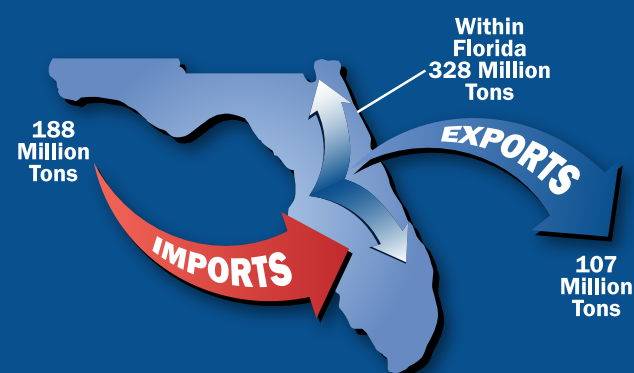
Source: Trade & Logistics Study, Florida Chamber 2009

DOMESTIC AND INTERNATIONAL MODAL MIX (millions of tons)



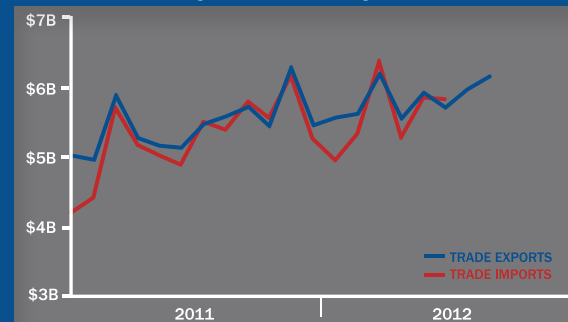
Source: Trade & Logistics Study, Florida Chamber 2009

TOTAL FREIGHT FLOWS




Source: Trade & Logistics Study, Florida Chamber 2009

FLORIDA TRADE ACTIVITY



Key Transportation and Freight Facilities

STRATEGIC INTERMODAL SYSTEM (SIS) HIGHWAYS		I-75, US 301, US 27, SR 40, SR 326
SIS RAILROADS		Florida Northern, CSX
SIS AIRPORTS		Gainesville Regional Airport, Orlando International Airport
SEAPORTS		Port of Tampa
NON SIS STATE HIGHWAYS		US 441, SR 200, SR 19
GENERAL AVIATION AIRPORTS		Ocala International Airport, Dunnellon/Marion County Airport



Top Imports

INBOUND FREIGHT	TRUCK TONNAGE
1. Nonmetallic Minerals	1,588,231
2. Bulk Movement in Boxcars	782,368
3. Food or Kindred Products	582,600
4. Petroleum or Coal Products	426,651
5. Clay, Concrete, Glass or Stone	406,623

Source: IHS Global Inc.'s Transearch, 2011

Top Exports

OUTBOUND FREIGHT	TRUCK TONNAGE
1. Nonmetallic Minerals	1,541,090
2. Bulk Movement in Boxcars	547,441
3. Clay, Concrete, Glass or Stone	447,289
4. Food or Kindred Products	447,229
5. Primary Metal Products	182,924

Source: IHS Global Inc.'s Transearch, 2011



Top Trading Partners

IMPORTS	TRUCK TONNAGE
Sumter County, FL	550,248
Alachua County, FL	514,789
Lake County, FL	372,778
Duval County, FL	325,230
Mobile County, AL	277,155

Source: IHS Global Inc.'s Transearch, 2011

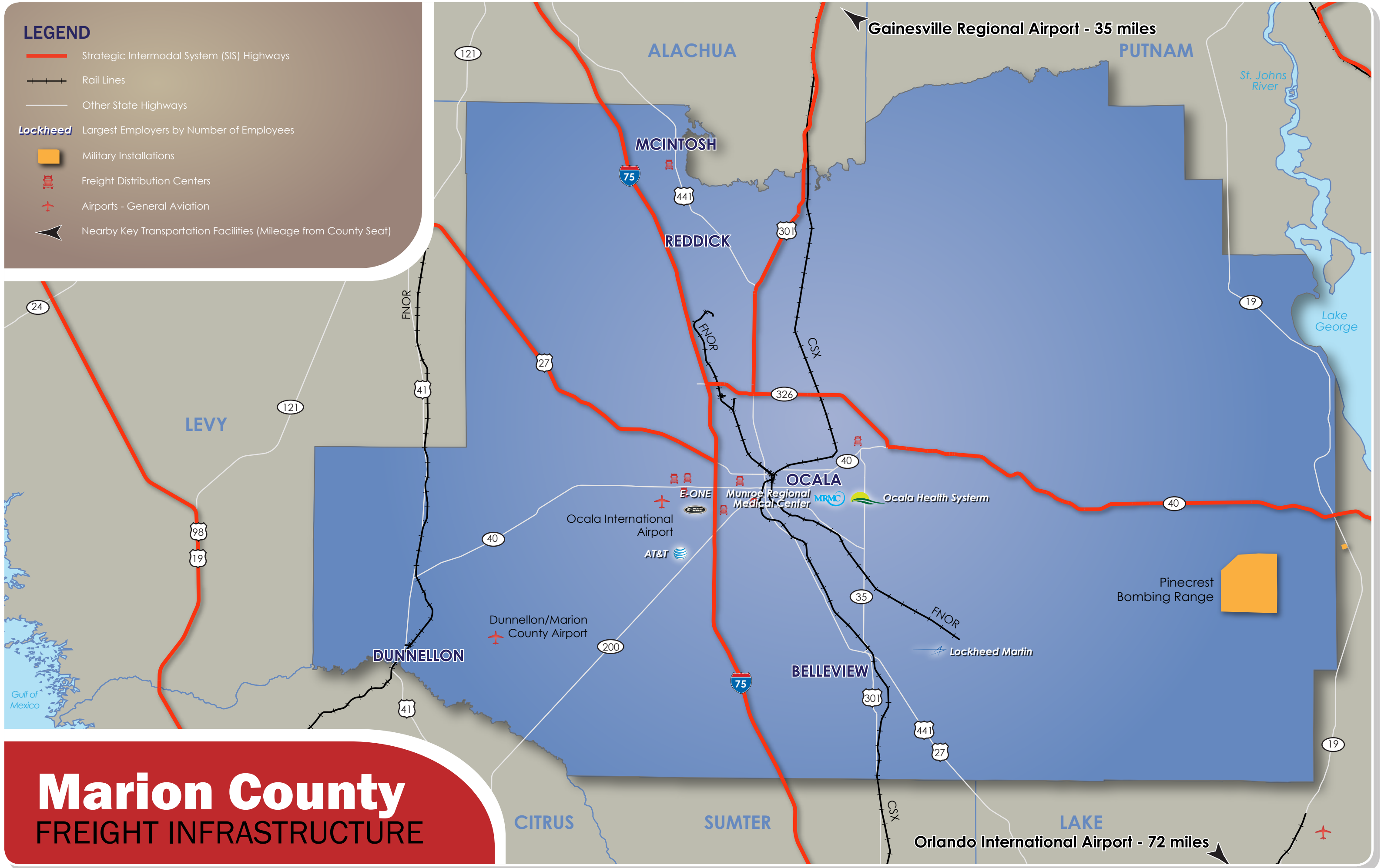
Top Trading Partners

EXPORTS	TRUCK TONNAGE
Lake County, FL	691,758
Putnam County, FL	264,376
Hillsborough County, FL	244,964
Orange County, FL	244,120
Miami-Dade County, FL	215,441

Source: IHS Global Inc.'s Transearch, 2011

LEGEND

-  Strategic Intermodal System (SIS) Highways
-  Rail Lines
-  Other State Highways
- Lockheed** Largest Employers by Number of Employees
-  Military Installations
-  Freight Distribution Centers
-  Airports - General Aviation
-  Nearby Key Transportation Facilities (Mileage from County Seat)



Marion County

FREIGHT INFRASTRUCTURE