



136 S. Bronough Street  
Tallahassee, Florida 32301



800 N. Magnolia Avenue, Suite 1100  
Orlando, Florida 32803  
(407) 956-5600



1580 Waldo Palmer Lane, Suite 1  
Tallahassee, Florida 32308  
(850) 921-1119



A message from Governor  
Scott on the future of  
Florida's Freight and Trade

# MADISON COUNTY FREIGHT & LOGISTICS OVERVIEW

## FLORIDA DEPARTMENT OF TRANSPORTATION


### FDOT CONTACTS

**Ananth Prasad, P.E.**  
Secretary of Transportation  
Phone (850) 414-5205  
Ananth.Prasad@dot.state.fl.us

**Juan Flores**  
Administrator, Freight Logistics &  
Passenger Operations  
Phone (850) 414-5245  
Juan.Flores@dot.state.fl.us

**Richard Biter**  
Assistant Secretary for Intermodal  
Systems Development  
Phone (850) 414-5235  
Richard.Biter@dot.state.fl.us

**Greg Evans**  
District 2, Secretary  
Phone (386) 961-7800  
Greg.Evans@dot.state.fl.us



### Federal Legislative Contacts

**United States Senate**  
Bill Nelson  
Phone (202) 224-5274


**United States Senate**  
Marco Rubio  
Phone (202) 224-3071

**US House of Representatives**  
District 2, Steve Southerland  
Phone (202) 225-5235

### State Legislative Contacts:

**Florida Senate**  
District 3, Bill Montford  
Phone (850) 487-5003

**Florida House of Representatives**  
District 7, Halsey Beshears  
Phone (850) 717-5007



### FDOT MISSION:

THE DEPARTMENT WILL PROVIDE A SAFE TRANSPORTATION SYSTEM THAT ENSURES THE MOBILITY OF PEOPLE AND GOODS, ENHANCES ECONOMIC PROSPERITY AND PRESERVES THE QUALITY OF OUR ENVIRONMENT AND COMMUNITIES.



In recognition of the significant role that freight mobility plays as an economic driver for the state, an Office of Freight, Logistics and Passenger Operations has been created at FDOT. This office has been tasked with meeting the requirements of legislation in Florida House Bill 599, as well as meeting national freight guidance offered in H.R. 4348, the Moving Ahead for Progress in the 21st Century Act (MAP-21).

HB599 requires FDOT to lead the development of a plan to "enhance the integration and connectivity of the transportation system across and between transportation modes throughout the state." For this reason, Florida is already on schedule to meet MAP-21 guidelines and has become a leader in freight issues through its ongoing work in developing a Freight Mobility and Trade Plan. For more information, please see [www.freightmovesflorida.com](http://www.freightmovesflorida.com).

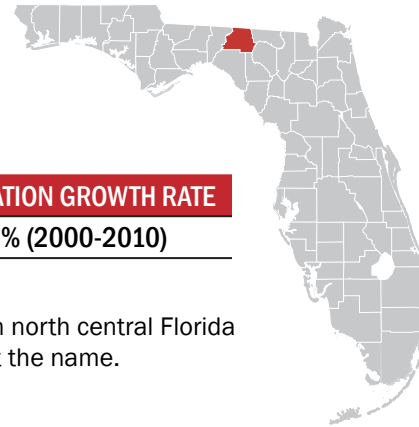


January 2013



# Madison County

## FREIGHT & LOGISTICS OVERVIEW



COUNTY SEAT	LARGEST CITY	AREA	POPULATION	POPULATION GROWTH RATE
Madison, FL	Madison, FL	716 square miles	19,224	2.6% (2000-2010)

Primary Economic Development Contact: <http://www.holmescountyonline.com>

- Florida is the only state that has 2 rivers both with the same name. There is a Withlacoochee in north central Florida (Madison County) and a Withlacoochee in central Florida. They have nothing in common except the name.
- Greenville, Florida is the childhood hometown of R & B icon Ray Charles.
- Madison County was named in 1827 in honor of the fourth President of the United States, James Madison, when it was chartered as Florida's largest county. Since then, the county has "surrendered" land that now constitutes Taylor, Lafayette, and Dixie counties.



### Top 5 Growing Industries

INDUSTRY	NET JOB CREATION
1. Educational Services	493
2. Retail Trade	61
3. Administrative, Support, Waste Management, and Remediation Services	19
4. Construction	11
5. Manufacturing	10

Source: Florida Department of Economic Opportunity, Labor Market Statistics Center, LEHD State of Florida County Reports-Quarterly Workforce Indicators 2010-2011.



### Largest Industry Sectors by Employment

INDUSTRY SECTORS	% OF WORKFORCE
1. Education and Health Service	16.4%
2. Trade, Transportation, and Utilities	15.4%
3. Public Administration	11.2%

Source: Enterprise Florida



### Major Private Sector Employers

EMPLOYER	BUSINESS LINE	NUMBER OF EMPLOYEES
1. Madison Correctional Facility	Corrections	269
2. Nestlé Waters North America	Bottled Water	200
3. Johnson & Johnson	Petroleum	170
4. Lake Park of Madison Nursing Home		150
5. Madison County Memorial Hospital	Healthcare	150

Source: Enterprise Florida

Florida infrastructure moves 762 million tons of freight traffic annually.

The state highway system sees 195,755 million annual vehicle miles of travel.

Truck travel accounted for approximately 11% of vehicle miles traveled on the SIS in 2010.

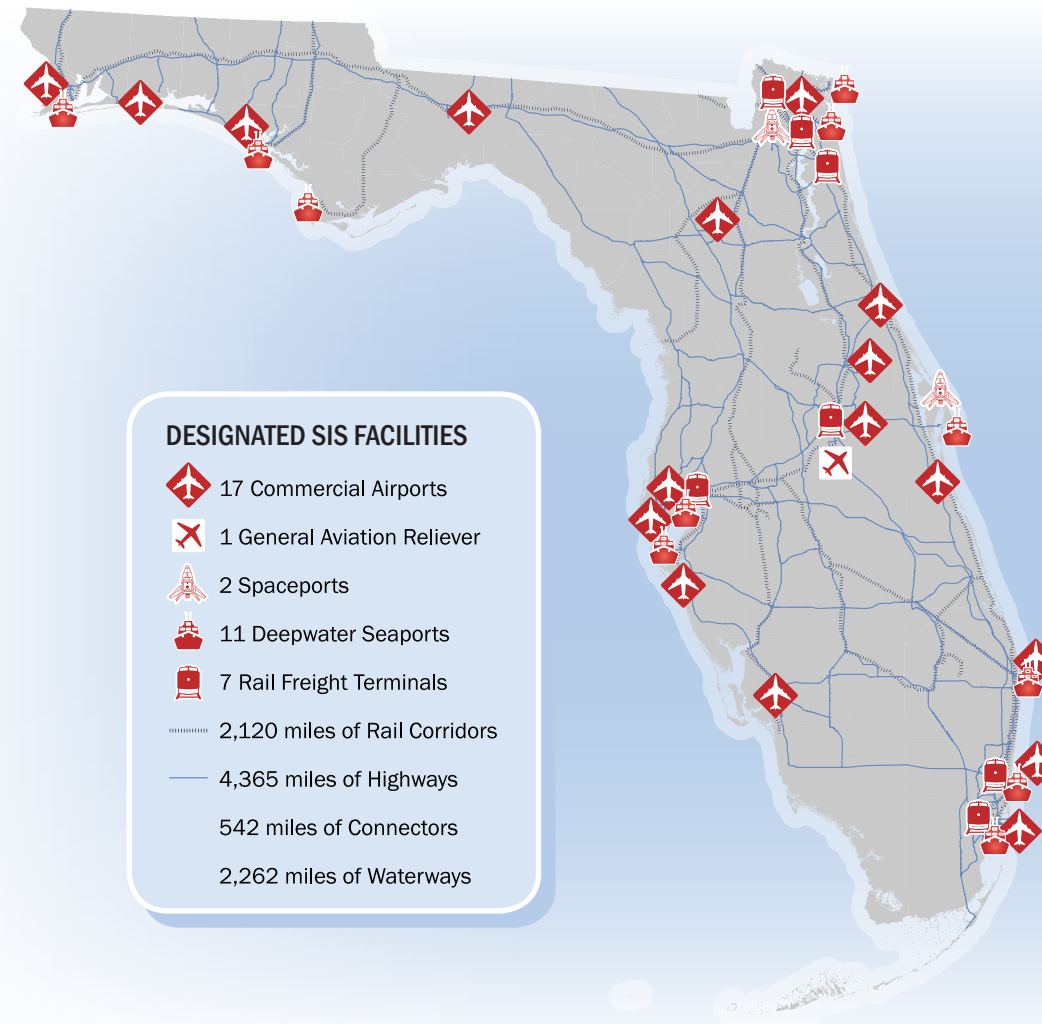
Florida has over 2,700 miles of rail lines, which move over 98 million tons of freight annually.

### Florida's Strategic Intermodal System (SIS)

- Strategic** – Consists of statewide and regionally significant facilities and services
- Intermodal** – Contains all forms of transportation for moving both people and goods, including linkages for smooth and efficient transfers between modes and major facilities
- System** – Integrates individual facilities, services, forms of transportation (modes) and linkages into a single, integrated transportation network

The SIS was established to:

- Efficiently serve the mobility needs of Florida's citizens, businesses and visitors
- Help Florida become a worldwide economic leader, enhance economic prosperity and competitiveness, enrich quality of life and reflect responsible environmental stewardship



Florida has 784 aviation facilities, 129 public use, and 19 have commercial service.

The state boasts 2 spaceports and 5 active launch facilities.

Florida's 15 deepwater seaports moved 106.4 million tons of cargo and handled 2.8 million TEU's (20 foot equivalent container unit) in 2010.

Seven of the 15 seaports in Florida carried 12.7 million passengers, 12.1 million of which sailed on multi-day cruises in 2010.

100% of SIS waterborne freight in Florida is on a coastal or international shipping route.

16 Fortune 500 companies have their headquarters in Florida.



# Florida

## FREIGHT & LOGISTICS OVERVIEW

POPULATION	POPULATION RANK	AREA	AREA RANK	POPULATION GROWTH RATE
18.8 million	4th	53,625 sq. mi.	22nd	17.6% (2000-2010)

Chamber of Commerce website: <http://www.flchamber.org>

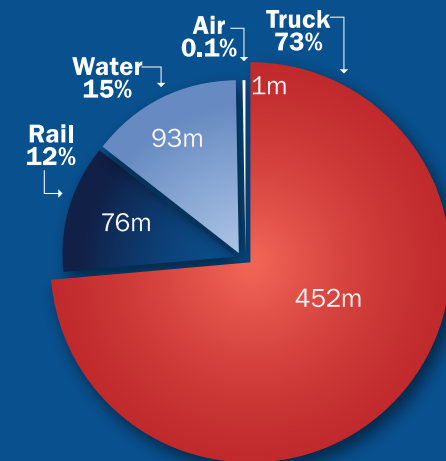
### Top Employment Sectors

(Nonagricultural Business Groups by Industry)

1. Trade, Transportation, and Utilities
2. Education and Health Services
3. Government Services
4. Professional and Business Services
5. Healthcare and Social Assistance
6. Leisure and Hospitality

Source: Department of Economic Opportunity-Current Employment Statistics (2012)

### DOMESTIC AND INTERNATIONAL MODAL MIX (millions of tons)



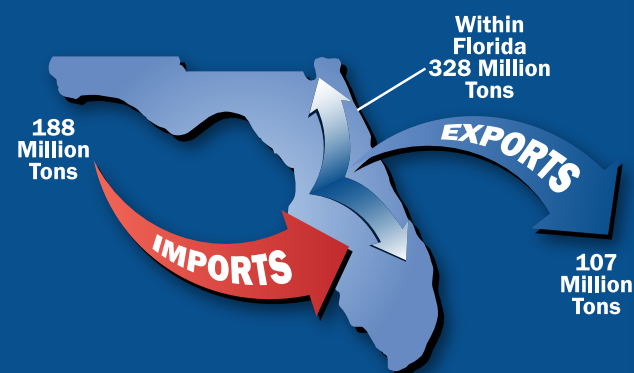
Source: Trade & Logistics Study, Florida Chamber 2009

### Top Business Sector Initiatives for Retention and Promotion

1. Clean Energy
2. Information Technology
3. Life Sciences
4. Aviation/ Aerospace
5. Homeland Security/ Defense
6. Financial/ Professional Services

Source: Florida Chamber of Commerce

### TOTAL FREIGHT FLOWS



Source: Trade & Logistics Study, Florida Chamber 2009

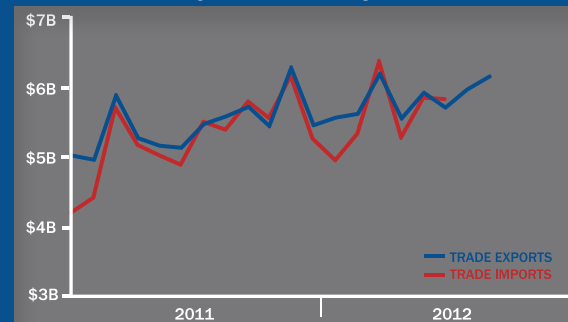
### Top International Trade Partners

The state of Florida is a major international hub accounting for approximately \$149 billion in international trade activity in 2011.

EXPORTS		IMPORTS	
1. Switzerland		1. China	
2. Brazil		2. Mexico	
3. Venezuela		3. Japan	
4. Canada		4. Canada	
5. Colombia		5. Colombia	

Source: Trade & Logistics Study, Florida Chamber 2009

### FLORIDA TRADE ACTIVITY



### Key Transportation and Freight Facilities

STRATEGIC INTERMODAL SYSTEM (SIS) HIGHWAYS		I-10
SIS RAILROADS		CSX
SIS AIRPORTS		Tallahassee Regional Airport
SEAPORTS		Port of Jacksonville
NON SIS STATE HIGHWAYS		US 90, SR 6, SR 14, SR 53, SR 145
GENERAL AVIATION AIRPORTS		Perry Foley Airport, Suwannee County Airport



### Top Imports

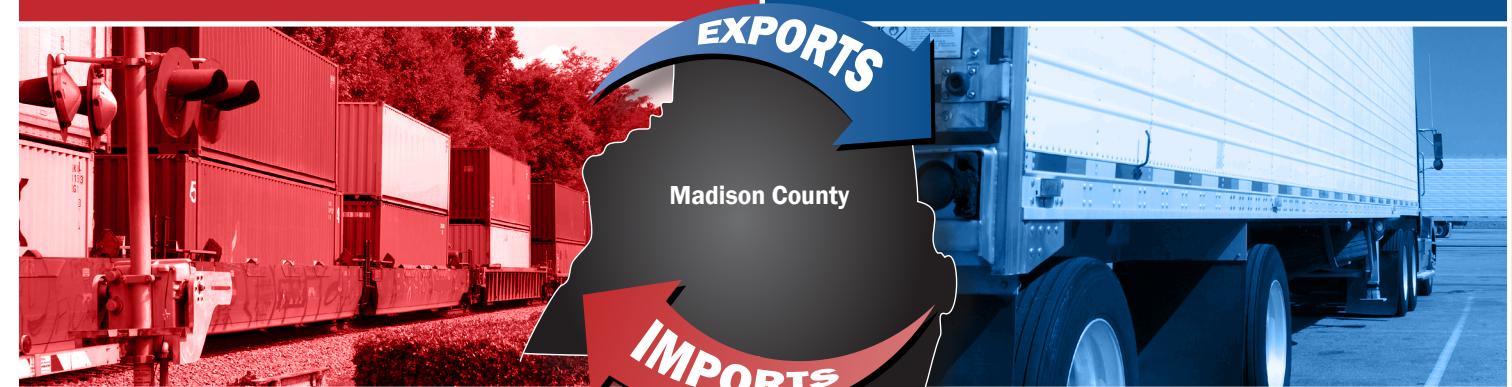
INBOUND FREIGHT	TRUCK TONNAGE
1. Lumber or Wood Products	61,726
2. Nonmetallic Minerals	59,061
3. Food or Kindred Products	54,209
4. Bulk Movement in Boxcars	41,514
5. Farm Products	21,310

Source: IHS Global Inc.'s Transearch, 2011

### Top Exports

OUTBOUND FREIGHT	TRUCK TONNAGE
1. Food or Kindred Products	207,582
2. Lumber or Wood Products	148,669
3. Farm Products	74,119
4. Forest Products	19,256
5. Clay, Concrete, Glass or Stone	13,863

Source: IHS Global Inc.'s Transearch, 2011



### Top Trading Partners

IMPORTS	TRUCK TONNAGE
Taylor County, FL	57,372
Johnson County, KS	11,614
Duval County, FL	9,018
Suwannee County, FL	8,850
Mitchell County, GA	8,432

Source: IHS Global Inc.'s Transearch, 2011






### Top Trading Partners

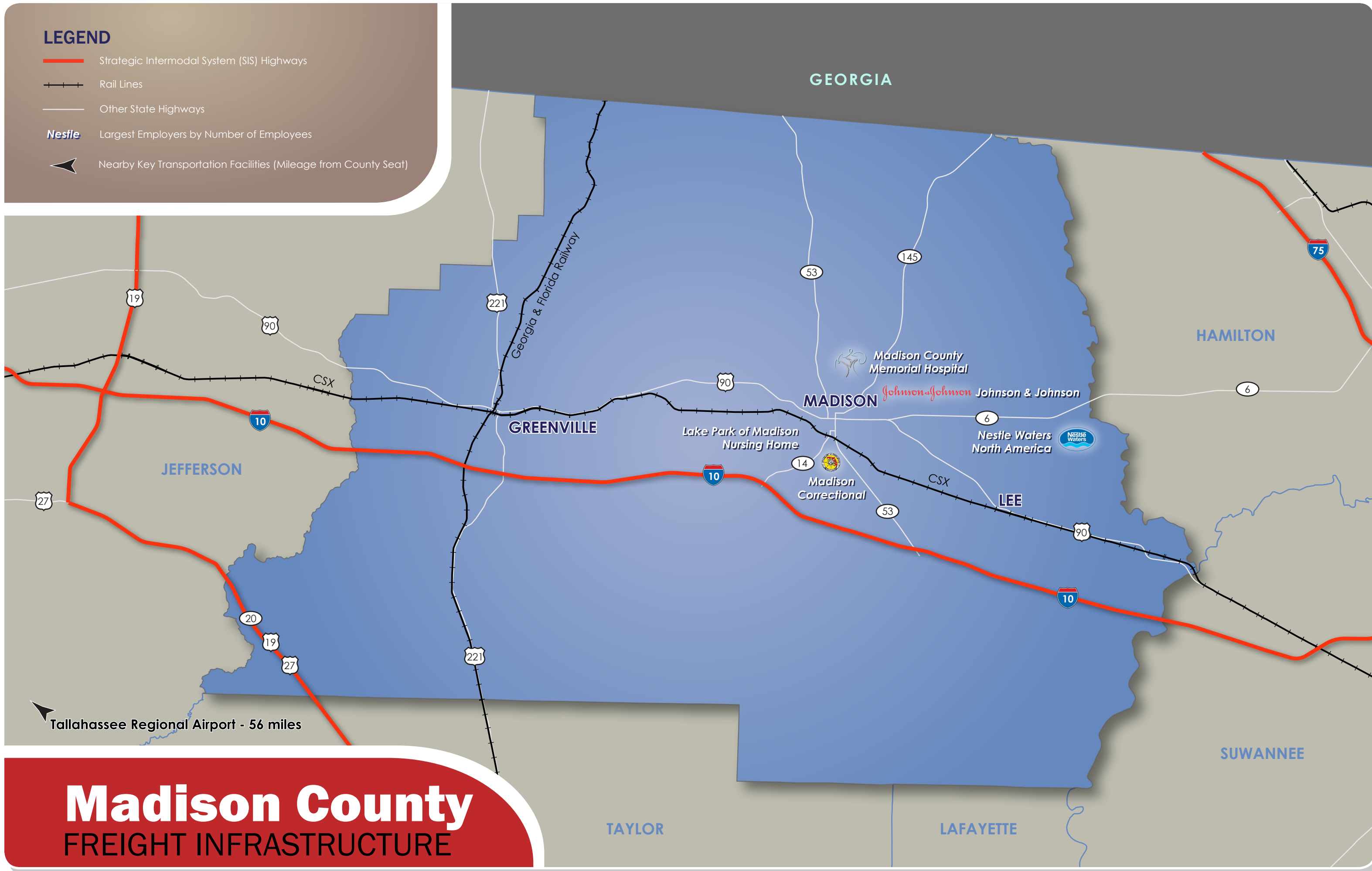
EXPORTS	TRUCK TONNAGE
Duval County, FL	45,561
Okaloosa County, FL	32,282
Escambia County, FL	21,911
Bay County, FL	21,788
Muscogee County, GA	16,117

Source: IHS Global Inc.'s Transearch, 2011



## LEGEND

-  Strategic Intermodal System (SIS) Highways
-  Rail Lines
-  Other State Highways
-  **Nestle** Largest Employers by Number of Employees
-  Nearby Key Transportation Facilities (Mileage from County Seat)



# Madison County

## FREIGHT INFRASTRUCTURE