



136 S. Bronough Street
Tallahassee, Florida 32301



800 N. Magnolia Avenue, Suite 1100
Orlando, Florida 32803
(407) 956-5600



1580 Waldo Palmer Lane, Suite 1
Tallahassee, Florida 32308
(850) 921-1119



A message from Governor
Scott on the future of
Florida's Freight and Trade

LIBERTY COUNTY FREIGHT & LOGISTICS OVERVIEW

FLORIDA DEPARTMENT OF TRANSPORTATION


FDOT CONTACTS

Ananth Prasad, P.E.
Secretary of Transportation
Phone (850) 414-5205
Ananth.Prasad@dot.state.fl.us

Juan Flores
Administrator, Freight Logistics &
Passenger Operations
Phone (850) 414-5245
Juan.Flores@dot.state.fl.us

Richard Biter
Assistant Secretary for Intermodal
Systems Development
Phone (850) 414-5235
Richard.Biter@dot.state.fl.us

Tommy Barfield
District 3, Secretary
Phone (850) 415-9200
Tommy.Barfield@dot.state.fl.us



Federal Legislative Contacts

United States Senate
Bill Nelson
Phone (202) 224-5274


United States Senate
Marco Rubio
Phone (202) 224-3071

US House of Representatives
District 2, Steve Southerland
Phone (202) 225-5235

State Legislative Contacts:

Florida Senate
District 3, Bill Montford
Phone (850) 487-5003

Florida House of Representatives
District 7, Halsey Beshears
Phone (850) 717-5007



FDOT MISSION:

THE DEPARTMENT WILL PROVIDE A SAFE TRANSPORTATION SYSTEM THAT ENSURES THE MOBILITY OF PEOPLE AND GOODS, ENHANCES ECONOMIC PROSPERITY AND PRESERVES THE QUALITY OF OUR ENVIRONMENT AND COMMUNITIES.



In recognition of the significant role that freight mobility plays as an economic driver for the state, an Office of Freight, Logistics and Passenger Operations has been created at FDOT. This office has been tasked with meeting the requirements of legislation in Florida House Bill 599, as well as meeting national freight guidance offered in H.R. 4348, the Moving Ahead for Progress in the 21st Century Act (MAP-21).

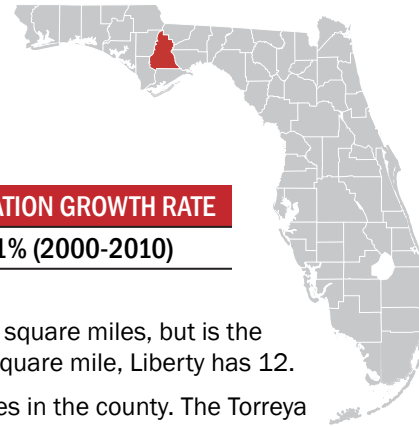
HB599 requires FDOT to lead the development of a plan to "enhance the integration and connectivity of the transportation system across and between transportation modes throughout the state." For this reason, Florida is already on schedule to meet MAP-21 guidelines and has become a leader in freight issues through its ongoing work in developing a Freight Mobility and Trade Plan. For more information, please see www.freightmovesflorida.com.



January 2013

Liberty County

FREIGHT & LOGISTICS OVERVIEW



COUNTY SEAT	LARGEST CITY	AREA	POPULATION	POPULATION GROWTH RATE
Bristol, FL	Bristol, FL	843 square miles	8,365	19.1% (2000-2010)

Primary Economic Development Contact: <http://www.libertycountyflorida.com>

- Liberty is one of Florida's largest counties in terms of land area, with its 565,320 acres or 864 square miles, but is the smallest population-wise. Florida's most populous counties have more than 3000 people per square mile, Liberty has 12.
- Timber land dominates the region; the Apalachicola National Forest comprises of 267,298 acres in the county. The Torreya State Park consists of 60,000 acres, Northwest Florida Water Management District owns 52,000 acres and The Nature Conservancy owns 6,297 acres.



Top 5 Growing Industries

INDUSTRY	NET JOB CREATION
1. Educational Services	183
2. Agriculture, Forestry, Fishing, and Hunting	21
3. Accommodation and Food Services	16
4. Professional, Scientific and Technical Services	4

Source: Florida Department of Economic Opportunity, Labor Market Statistics Center, LEHD State of Florida County Reports-Quarterly Workforce Indicators 2010-2011.



Largest Industry Sectors by Employment

INDUSTRY SECTORS	% OF WORKFORCE
1. Education and Health Services	23.8%
2. Manufacturing	5.9%
3. Trade, Transportation, and Utilities	5.6%

Source: Enterprise Florida



Major Private Sector Employers

EMPLOYER	BUSINESS LINE	NUMBER OF EMPLOYEES
1. Twin Oaks Juvenile Development	Juvenile Detention Facility	600
2. C.W. Roberts Contracting, Inc.	Road Contractor	180
3. Georgia Pacific	Lumber Mill	150
4. North Florida Lumber, Inc.	Lumber	100
5. Apalachee Pole	Poles	40

Source: Enterprise Florida

Florida infrastructure moves 762 million tons of freight traffic annually.

The state highway system sees 195,755 million annual vehicle miles of travel.

Truck travel accounted for approximately 11% of vehicle miles traveled on the SIS in 2010.

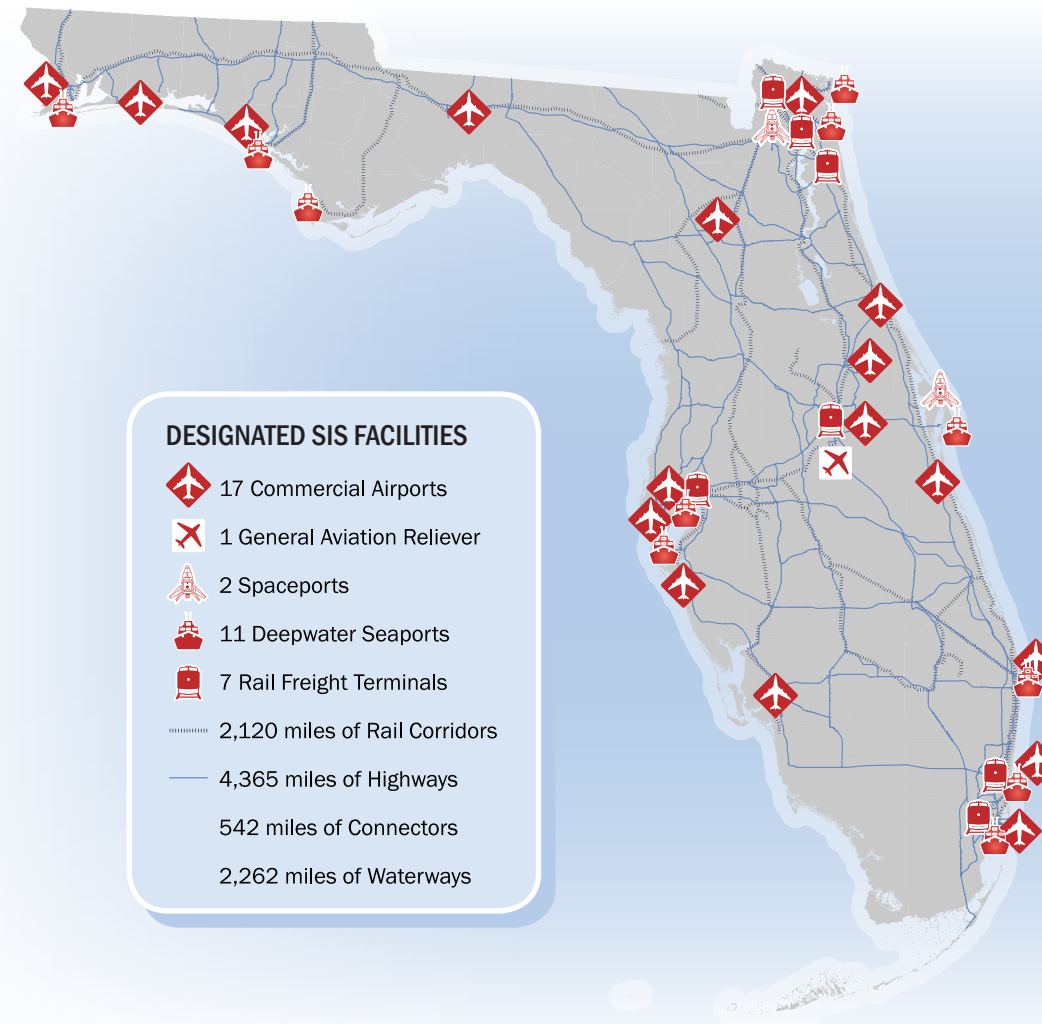
Florida has over 2,700 miles of rail lines, which move over 98 million tons of freight annually.

Florida's Strategic Intermodal System (SIS)

- Strategic** – Consists of statewide and regionally significant facilities and services
- Intermodal** – Contains all forms of transportation for moving both people and goods, including linkages for smooth and efficient transfers between modes and major facilities
- System** – Integrates individual facilities, services, forms of transportation (modes) and linkages into a single, integrated transportation network

The SIS was established to:

- Efficiently serve the mobility needs of Florida's citizens, businesses and visitors
- Help Florida become a worldwide economic leader, enhance economic prosperity and competitiveness, enrich quality of life and reflect responsible environmental stewardship



Florida has 784 aviation facilities, 129 public use, and 19 have commercial service.

The state boasts 2 spaceports and 5 active launch facilities.

Florida's 15 deepwater seaports moved 106.4 million tons of cargo and handled 2.8 million TEU's (20 foot equivalent container unit) in 2010.

Seven of the 15 seaports in Florida carried 12.7 million passengers, 12.1 million of which sailed on multi-day cruises in 2010.

100% of SIS waterborne freight in Florida is on a coastal or international shipping route.

16 Fortune 500 companies have their headquarters in Florida.

Florida

FREIGHT & LOGISTICS OVERVIEW

POPULATION	POPULATION RANK	AREA	AREA RANK	POPULATION GROWTH RATE
18.8 million	4th	53,625 sq. mi.	22nd	17.6% (2000-2010)

Chamber of Commerce website: <http://www.flchamber.org>

Top Employment Sectors

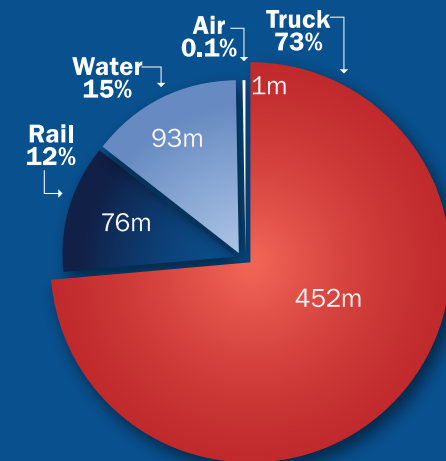
(Nonagricultural Business Groups by Industry)

1. Trade, Transportation, and Utilities
2. Education and Health Services
3. Government Services
4. Professional and Business Services
5. Healthcare and Social Assistance
6. Leisure and Hospitality

Source: Department of Economic Opportunity-Current Employment Statistics (2012)

DOMESTIC AND INTERNATIONAL MODAL MIX

(millions of tons)



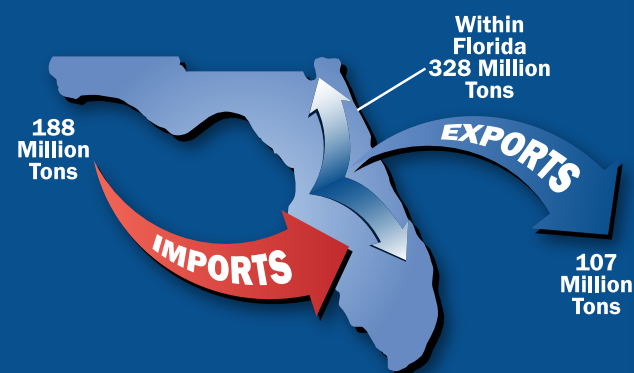
Source: Trade & Logistics Study, Florida Chamber 2009

Top Business Sector Initiatives for Retention and Promotion

1. Clean Energy
2. Information Technology
3. Life Sciences
4. Aviation/ Aerospace
5. Homeland Security/ Defense
6. Financial/ Professional Services

Source: Florida Chamber of Commerce

TOTAL FREIGHT FLOWS



Source: Trade & Logistics Study, Florida Chamber 2009

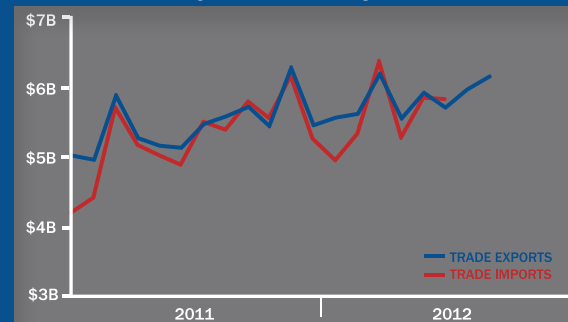
Top International Trade Partners

The state of Florida is a major international hub accounting for approximately \$149 billion in international trade activity in 2011.

EXPORTS		IMPORTS	
1. Switzerland		1. China	
2. Brazil		2. Mexico	
3. Venezuela		3. Japan	
4. Canada		4. Canada	
5. Colombia		5. Colombia	

Source: Trade & Logistics Study, Florida Chamber 2009

FLORIDA TRADE ACTIVITY



Key Transportation and Freight Facilities

STRATEGIC INTERMODAL SYSTEM (SIS) HIGHWAYS		
SIS RAILROADS		Apalachicola Northern
SIS AIRPORTS		Tallahassee Regional Airport
SEAPORTS		Port of Port St. Joe
NON SIS STATE HIGHWAYS		SR 12, SR 20, SR 65, SR 267
GENERAL AVIATION AIRPORTS		Calhoun County Airport



Top Imports


INBOUND FREIGHT	TRUCK TONNAGE
1. Lumber or Wood Products	166,068
2. Bulk Movement in Boxcars	10,403
3. Food or Kindred Products	4,795
4. Forest Products	2,163
5. Nonmetallic Minerals	2,005

Source: IHS Global Inc.'s Transearch, 2011

Top Exports

OUTBOUND FREIGHT	TRUCK TONNAGE
1. Lumber or Wood Products	273,067
2. Nonmetallic Minerals	91,400
3. Waste or Scrap Materials	17,903
4. Forest Products	3,794
5. Printed Matter	1,209

Source: IHS Global Inc.'s Transearch, 2011



Top Trading Partners

IMPORTS	TRUCK TONNAGE
Bay County, FL	32,878
Gulf County, FL	28,424
Taylor County, FL	27,476
Calhoun County, FL	6,811
Henry County, AL	6,492

Source: IHS Global Inc.'s Transearch, 2011

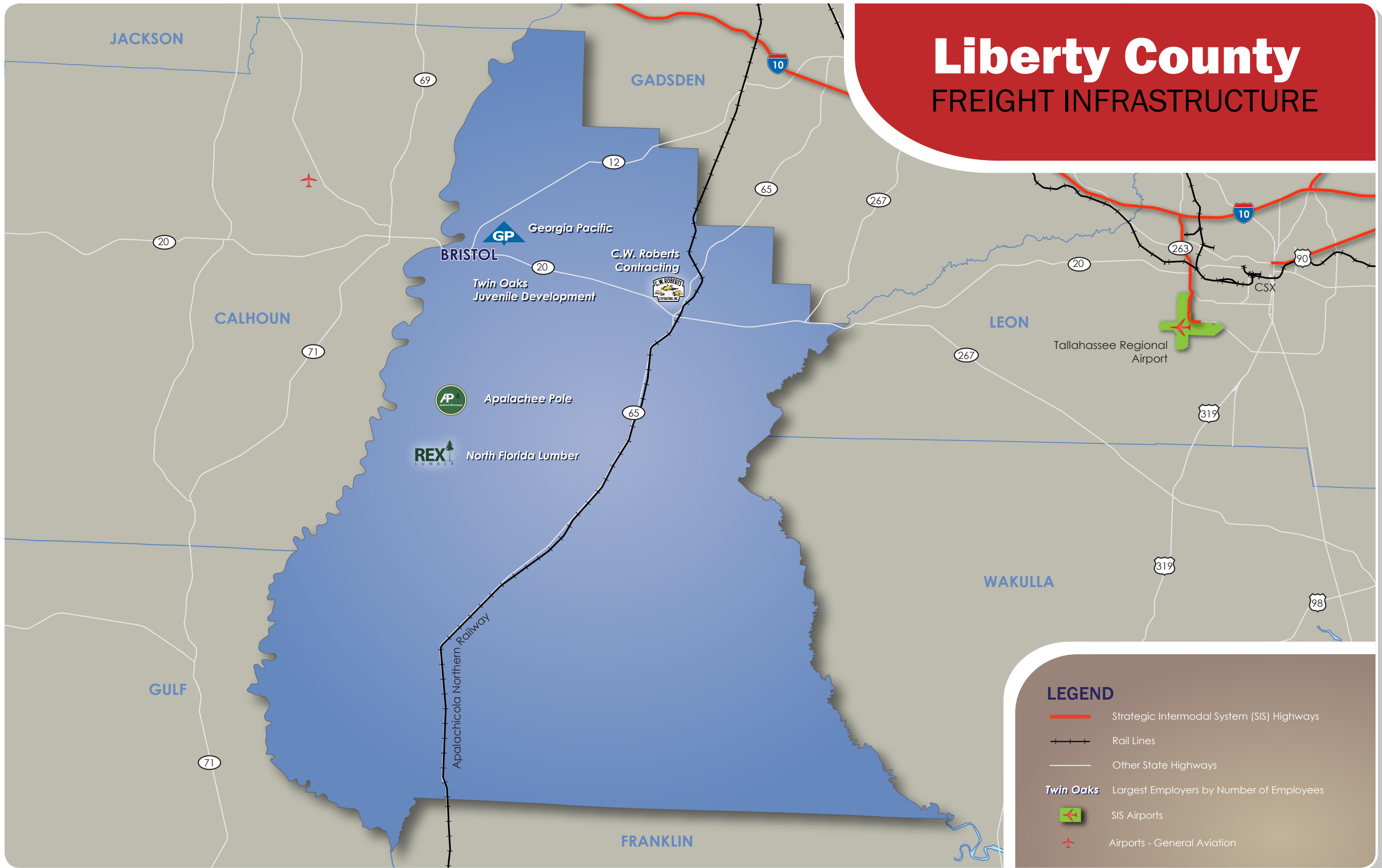
Top Trading Partners

EXPORTS	TRUCK TONNAGE
Taylor County, FL	54,168
Leon County, FL	42,110
Gulf County, FL	36,141
Lowndes County, GA	20,225
Early County, GA	15,375

Source: IHS Global Inc.'s Transearch, 2011

Liberty County

FREIGHT INFRASTRUCTURE



LEGEND

- Strategic Intermodal System (SIS) Highways
- Rail Lines
- Other State Highways
- Twin Oaks** Largest Employers by Number of Employees
- SIS Airports
- Airports - General Aviation