



136 S. Bronough Street
Tallahassee, Florida 32301



800 N. Magnolia Avenue, Suite 1100
Orlando, Florida 32803
(407) 956-5600



1580 Waldo Palmer Lane, Suite 1
Tallahassee, Florida 32308
(850) 921-1119



A message from Governor
Scott on the future of
Florida's Freight and Trade

LEE COUNTY FREIGHT & LOGISTICS OVERVIEW

FLORIDA DEPARTMENT OF TRANSPORTATION


FDOT CONTACTS

Ananth Prasad, P.E.
Secretary of Transportation
Phone (850) 414-5205
Ananth.Prasad@dot.state.fl.us

Juan Flores
Administrator, Freight Logistics &
Passenger Operations
Phone (850) 414-5245
Juan.Flores@dot.state.fl.us

Richard Biter
Assistant Secretary for Intermodal
Systems Development
Phone (850) 414-5235
Richard.Biter@dot.state.fl.us

Bill Hattaway
District 1, Secretary
Phone (863) 519-2201
Billy.Hattaway@dot.state.fl.us



Federal Legislative Contacts

United States Senate
Bill Nelson
Phone (202) 224-5274

United States Senate
Marco Rubio
Phone (202) 224-3041

US House of Representatives
District 17, Thomas Rooney
Phone (202) 225-5792

US House of Representatives
District 19, Trey Radel
Phone (202) 225-2536

State Legislative Contacts:


Florida Senate
District 23, Garrett Richter
Phone (850) 487-5023

Florida Senate
District 30, Lizbeth Benacquisto
Phone (850) 487-5030

Florida House of Representatives
District 77, Dane Eagle
Phone (850) 717-5077

Florida House of Representatives
District 78, Heather Dawes
Fitzenhagen
Phone (850) 717-5078

Florida House of Representatives
District 79, Matt Caldwell
Phone (850) 717-5079



FDOT MISSION:

THE DEPARTMENT WILL PROVIDE A SAFE TRANSPORTATION SYSTEM THAT ENSURES THE MOBILITY OF PEOPLE AND GOODS, ENHANCES ECONOMIC PROSPERITY AND PRESERVES THE QUALITY OF OUR ENVIRONMENT AND COMMUNITIES.



In recognition of the significant role that freight mobility plays as an economic driver for the state, an Office of Freight, Logistics and Passenger Operations has been created at FDOT. This office has been tasked with meeting the requirements of legislation in Florida House Bill 599, as well as meeting national freight guidance offered in H.R. 4348, the Moving Ahead for Progress in the 21st Century Act (MAP-21).

HB599 requires FDOT to lead the development of a plan to "enhance the integration and connectivity of the transportation system across and between transportation modes throughout the state." For this reason, Florida is already on schedule to meet MAP-21 guidelines and has become a leader in freight issues through its ongoing work in developing a Freight Mobility and Trade Plan. For more information, please see www.freightmovesflorida.com.



January 2013

Lee County

FREIGHT & LOGISTICS OVERVIEW



| COUNTY SEAT | LARGEST CITY | AREA | POPULATION | POPULATION GROWTH RATE |
|----------------|----------------|-------------------|------------|------------------------|
| Fort Myers, FL | Cape Coral, FL | 1212 square miles | 618,754 | 40.3% (2000-2010) |

Primary Economic Development Contact: <http://www.fortmyersregionalpartnership.com>

- Two of the most prolific innovators of American industry, Thomas Edison and Henry Ford, spent their winters in Fort Myers, and left behind the Edison and Ford Winter Estates.
- Both the Boston Red Sox and the Minnesota Twins call Lee County their Major League Baseball spring training home.
- There are over 50 miles of public accessible coastlines and beaches.

Top 5 Growing Industries

| INDUSTRY | NET JOB CREATION |
|---|------------------|
| 1. Administrative, Support, Waste, and Remediation | 3,956 |
| 2. Wholesale Trade | 3,036 |
| 3. Professional, Scientific, and Technical Services | 2,900 |
| 4. Retail Trade | 2,365 |
| 5. Real Estate, Rental, and Leasing | 2,192 |

Source: Florida Department of Economic Opportunity. Labor Market Statistics Center. LEHD State of Florida County Reports-Quarterly Workforce Indicators 2010-2011.

Largest Industry Sectors by Employment

| INDUSTRY SECTORS | % OF WORKFORCE |
|---|----------------|
| 1. Trade, Transportation, and Utilities | 21.9% |
| 2. Leisure and Hospitality | 15.0% |
| 3. Education and Health Services | 12.1% |

Source: Enterprise Florida

Major Private Sector Employers

| EMPLOYER | BUSINESS LINE | NUMBER OF EMPLOYEES |
|--------------------------|--|---------------------|
| 1. Publix Supermarkets | Grocer, Retail | 4,215 |
| 2. Wal-Mart Super Center | General Merchandise, Retail | 2,071 |
| 3. Chico's FAS, Inc. | Corporate Headquarters- Women's Clothing | 1,120 |
| 4. Bonita Bay Group | Real Estate Development | 700 |
| 5. Goodwill Industries | Non-Profit, Retail | 615 |

Source: Enterprise Florida

Florida infrastructure moves 762 million tons of freight traffic annually.

The state highway system sees 195,755 million annual vehicle miles of travel.

Truck travel accounted for approximately 11% of vehicle miles traveled on the SIS in 2010.

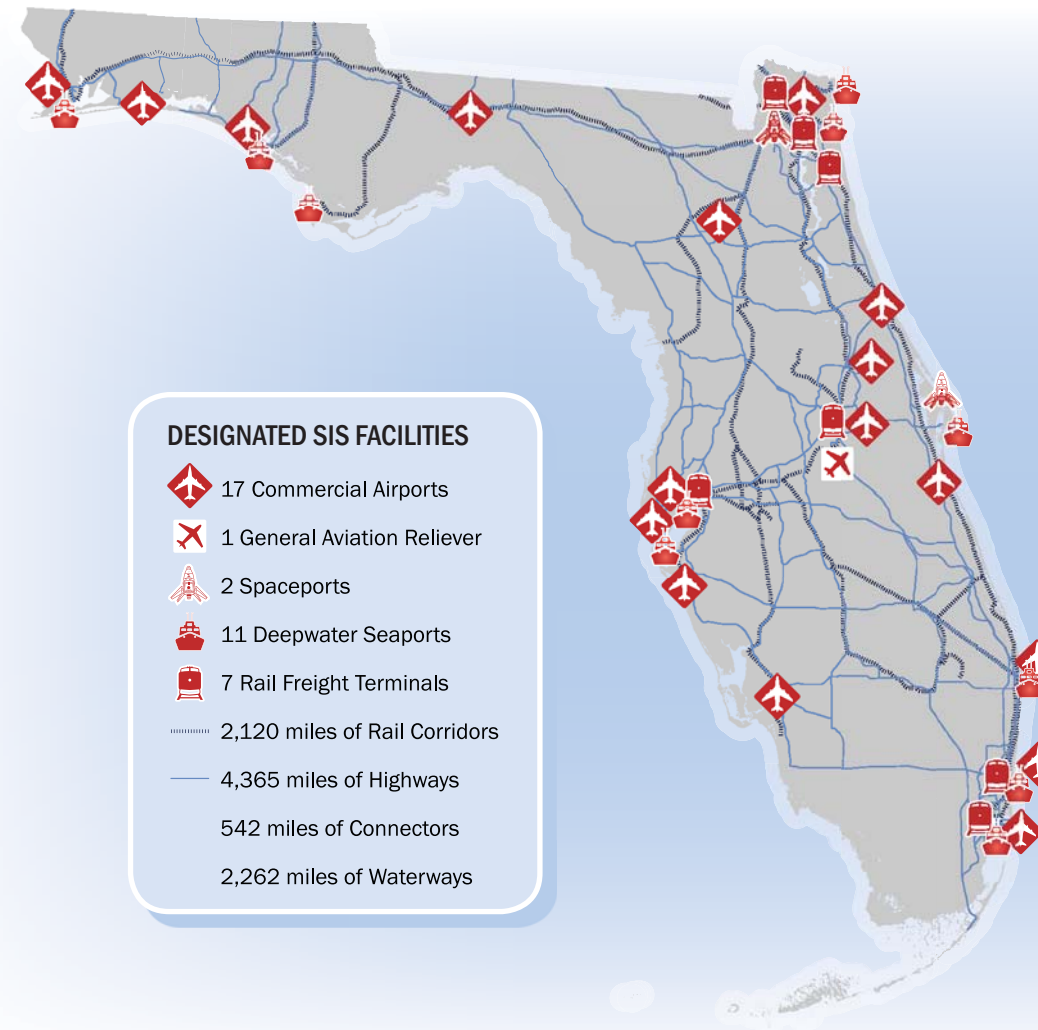
Florida has over 2,700 miles of rail lines, which move over 98 million tons of freight annually.

Florida's Strategic Intermodal System (SIS)

- **Strategic** – Consists of statewide and regionally significant facilities and services
- **Intermodal** – Contains all forms of transportation for moving both people and goods, including linkages for smooth and efficient transfers between modes and major facilities
- **System** – Integrates individual facilities, services, forms of transportation (modes) and linkages into a single, integrated transportation network

The SIS was established to:

- Efficiently serve the mobility needs of Florida's citizens, businesses and visitors
- Help Florida become a worldwide economic leader, enhance economic prosperity and competitiveness, enrich quality of life and reflect responsible environmental stewardship



Florida has 784 aviation facilities, 129 public use, and 19 have commercial service.

The state boasts 2 spaceports and 5 active launch facilities.

Florida's 15 deepwater seaports moved 106.4 million tons of cargo and handled 2.8 million TEU's (20 foot equivalent container unit) in 2010.

Seven of the 15 seaports in Florida carried 12.7 million passengers, 12.1 million of which sailed on multi-day cruises in 2010.

100% of SIS waterborne freight in Florida is on a coastal or international shipping route.

16 Fortune 500 companies have their headquarters in Florida.

Florida

FREIGHT & LOGISTICS OVERVIEW

| POPULATION | U.S. POPULATION RANK | AREA | U.S. AREA RANK | POPULATION GROWTH RATE |
|--------------|----------------------|----------------|----------------|------------------------|
| 18.8 million | 4th | 53,625 sq. mi. | 22nd | 17.6% (2000-2010) |

Chamber of Commerce website: <http://www.flchamber.org>

Top Employment Sectors

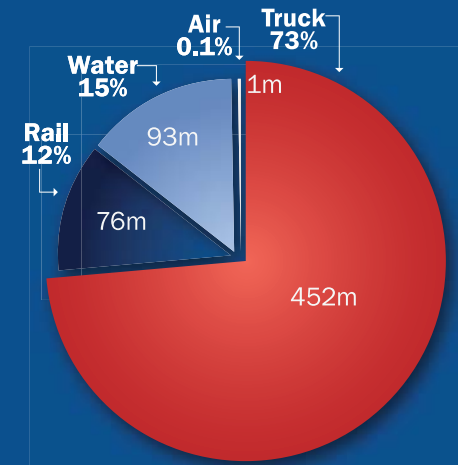
(Nonagricultural Business Groups by Industry)

1. Trade, Transportation, and Utilities
2. Education and Health Services
3. Government Services
4. Professional and Business Services
5. Healthcare and Social Assistance
6. Leisure and Hospitality

Source: Department of Economic Opportunity-Current Employment Statistics (2012)

DOMESTIC AND INTERNATIONAL MODAL MIX

(millions of tons)



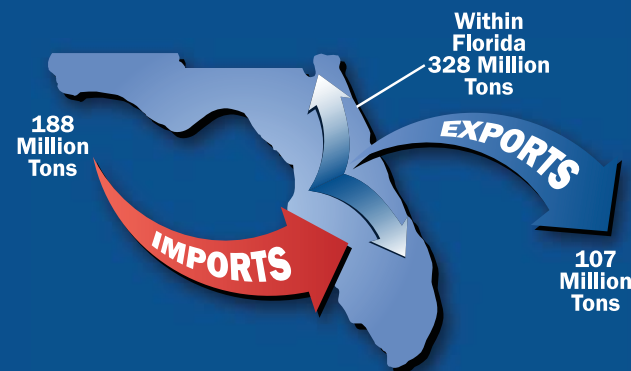
Source: Trade & Logistics Study, Florida Chamber 2009

Top Business Sector Initiatives for Retention and Promotion

1. Clean Energy
2. Information Technology
3. Life Sciences
4. Aviation/ Aerospace
5. Homeland Security/ Defense
6. Financial/ Professional Services

Source: Florida Chamber of Commerce

TOTAL FREIGHT FLOWS



Source: Trade & Logistics Study, Florida Chamber 2009

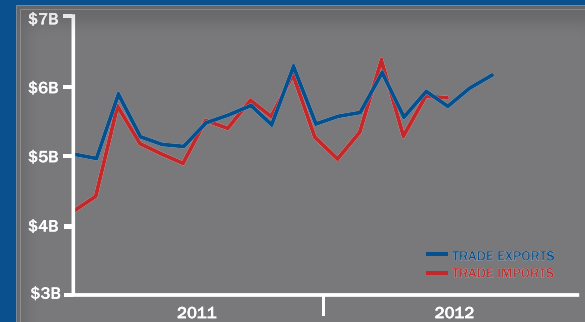
Top International Trade Partners

The state of Florida is a major international hub accounting for approximately \$149 billion in international trade activity in 2011.

| EXPORTS | | IMPORTS | |
|----------------|--|-------------|--|
| 1. Switzerland | | 1. China | |
| 2. Brazil | | 2. Mexico | |
| 3. Venezuela | | 3. Japan | |
| 4. Canada | | 4. Canada | |
| 5. Colombia | | 5. Colombia | |


Source: Trade & Logistics Study, Florida Chamber 2009

FLORIDA TRADE ACTIVITY



Key Transportation and Freight Facilities

| | | |
|--|--|---|
| STRATEGIC INTERMODAL SYSTEM (SIS) HIGHWAYS | | I-75, SR 80, SR 82 |
| SIS RAILROADS | | Seminole Gulf |
| SIS AIRPORTS | | Southwest Florida International Airport |
| SEAPORTS | | Manatee County Port Authority |
| NON SIS STATE HIGHWAYS | | US 41, SR 78, SR 31 |
| GENERAL AVIATION AIRPORTS | | Page Field Airport |



Top Imports

| INBOUND FREIGHT | TRUCK TONNAGE |
|-----------------------------------|---------------|
| 1. Bulk Movement in Boxcars | 1,690,889 |
| 2. Petroleum or Coal Products | 1,348,770 |
| 3. Nonmetallic Minerals | 1,043,203 |
| 4. Clay, Concrete, Glass or Stone | 718,743 |
| 5. Food or Kindred Products | 676,425 |

Source: IHS Global Inc.'s Transearch, 2011

Top Exports

| OUTBOUND FREIGHT | TRUCK TONNAGE |
|-----------------------------------|---------------|
| 1. Nonmetallic Minerals | 1,405,686 |
| 2. Bulk Movement in Boxcars | 916,654 |
| 3. Clay, Concrete, Glass or Stone | 870,132 |
| 4. Farm Products | 215,442 |
| 5. Food or Kindred Products | 153,625 |

Source: IHS Global Inc.'s Transearch, 2011



Top Trading Partners

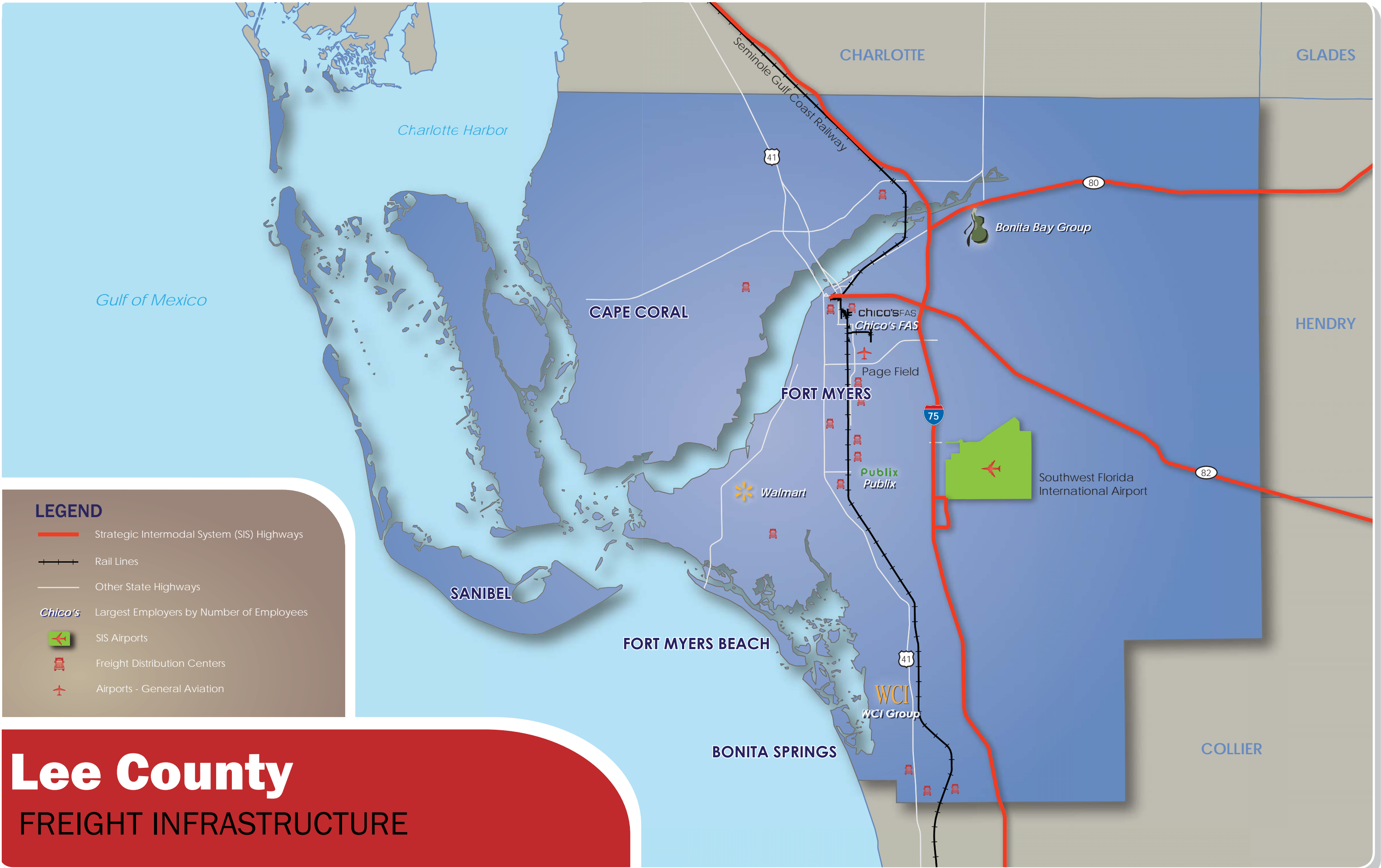
| IMPORTS | TRUCK TONNAGE |
|-------------------------|---------------|
| Miami-Dade County, FL | 1,169,725 |
| Broward County, FL | 1,060,738 |
| Charlotte County, FL | 784,654 |
| Hillsborough County, FL | 377,661 |
| Polk County, FL | 321,342 |

Source: IHS Global Inc.'s Transearch, 2011

Top Trading Partners

| EXPORTS | TRUCK TONNAGE |
|-------------------------|---------------|
| Collier County, FL | 1,282,815 |
| Miami-Dade County, FL | 339,944 |
| Charlotte County, FL | 337,031 |
| Broward County, FL | 158,249 |
| Hillsborough County, FL | 149,019 |

Source: IHS Global Inc.'s Transearch, 2011



LEGEND

- Strategic Intermodal System (SIS) Highways
- Rail Lines
- Other State Highways
- Chico's Largest Employers by Number of Employees
- ✈ SIS Airports
- 🚚 Freight Distribution Centers
- ✈ Airports - General Aviation

Lee County

FREIGHT INFRASTRUCTURE