



136 S. Bronough Street
Tallahassee, Florida 32301



800 N. Magnolia Avenue, Suite 1100
Orlando, Florida 32803
(407) 956-5600



1580 Waldo Palmer Lane, Suite 1
Tallahassee, Florida 32308
(850) 921-1119



A message from Governor
Scott on the future of
Florida's Freight and Trade

LAFAYETTE COUNTY FREIGHT & LOGISTICS OVERVIEW

FLORIDA DEPARTMENT OF TRANSPORTATION


FDOT CONTACTS

Ananth Prasad, P.E.
Secretary of Transportation
Phone (850) 414-5205
Ananth.Prasad@dot.state.fl.us

Juan Flores
Administrator, Freight Logistics &
Passenger Operations
Phone (850) 414-5245
Juan.Flores@dot.state.fl.us

Richard Biter
Assistant Secretary for Intermodal
Systems Development
Phone (850) 414-5235
Richard.Biter@dot.state.fl.us

Greg Evans
District 2, Secretary
Phone (386) 961-7800
Greg.Evans@dot.state.fl.us



Federal Legislative Contacts

United States Senate
Bill Nelson
Phone (202) 224-5274


United States Senate
Marco Rubio
Phone (202) 224-3071

US House of Representatives
District 3, Ted Yoho
Phone (202) 225-5744

State Legislative Contacts:

Florida Senate
District 5, Charles S. "Charlie" Dean
Phone (850) 487-5005

Florida House of Representatives
District 7, Halsey Beshears
Phone (850) 717-5007



FDOT MISSION:

THE DEPARTMENT WILL PROVIDE A SAFE TRANSPORTATION SYSTEM THAT ENSURES THE MOBILITY OF PEOPLE AND GOODS, ENHANCES ECONOMIC PROSPERITY AND PRESERVES THE QUALITY OF OUR ENVIRONMENT AND COMMUNITIES.



In recognition of the significant role that freight mobility plays as an economic driver for the state, an Office of Freight, Logistics and Passenger Operations has been created at FDOT. This office has been tasked with meeting the requirements of legislation in Florida House Bill 599, as well as meeting national freight guidance offered in H.R. 4348, the Moving Ahead for Progress in the 21st Century Act (MAP-21).

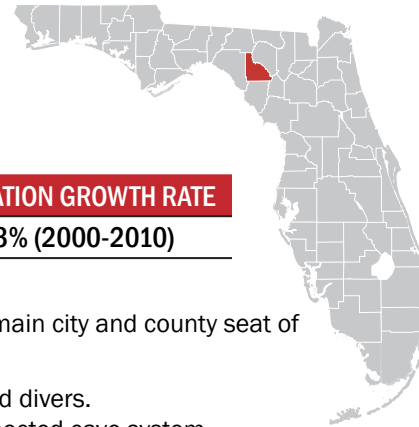
HB599 requires FDOT to lead the development of a plan to "enhance the integration and connectivity of the transportation system across and between transportation modes throughout the state." For this reason, Florida is already on schedule to meet MAP-21 guidelines and has become a leader in freight issues through its ongoing work in developing a Freight Mobility and Trade Plan. For more information, please see www.freightmovesflorida.com.



January 2013

Lafayette County

FREIGHT & LOGISTICS OVERVIEW



COUNTY SEAT	LARGEST CITY	AREA	POPULATION	POPULATION GROWTH RATE
Mayo, FL	Mayo, FL	548 square miles	8,870	26.3% (2000-2010)

Primary Economic Development Contact: <http://lafayettecountychamber.com>

- Mainly an agriculture based county focusing on dairy farms. About 1000 people reside in the main city and county seat of Mayo at the intersection of US 27 and SR 51.
- Three state parks, Troy Springs, Peacock Springs, and Lafayette Blue Springs attract visitors and divers. Peacock is known as one of the very best cave diving spots in the world today with its interconnected cave system.
- For the last 33 years, the Pioneer Day festival has been a proud part of Lafayette County. Every year thousands of people join Mayo in the celebration of the American south pioneer spirit.



Top 5 Growing Industries

INDUSTRY	NET JOB CREATION
1. Agriculture, Forestry, Hunting, and Fishing	46
2. Health Care and Social Assistance	41
3. Professional, Scientific, and Technical Support	26
4. Construction	24
5. Administrative, Support, Waste Management, and Remediation Services	10

Source: Florida Department of Economic Opportunity, Labor Market Statistics Center, LEHD State of Florida County Reports-Quarterly Workforce Indicators 2010-2011.



Largest Industry Sectors by Employment

INDUSTRY SECTORS	% OF WORKFORCE
1. Trade, Transportation, and Utilities	12.9%
2. Professional and Business Services	5.9%
3. Construction	3.9%
4. Manufacturing	3.9%

Source: Enterprise Florida



Major Private Sector Employers

EMPLOYER	BUSINESS LINE	NUMBER OF EMPLOYEES
1. Mayo Correctional institute	Corrections	400
2. Lafayette Healthcare Nursing Homes	Healthcare	100
3. Putnal's Pinestraw		50
4. Bass Assassin Worms		50
5. Townsend Pinestraw		50

Source: Enterprise Florida

Florida infrastructure moves 762 million tons of freight traffic annually.

The state highway system sees 195,755 million annual vehicle miles of travel.

Truck travel accounted for approximately 11% of vehicle miles traveled on the SIS in 2010.

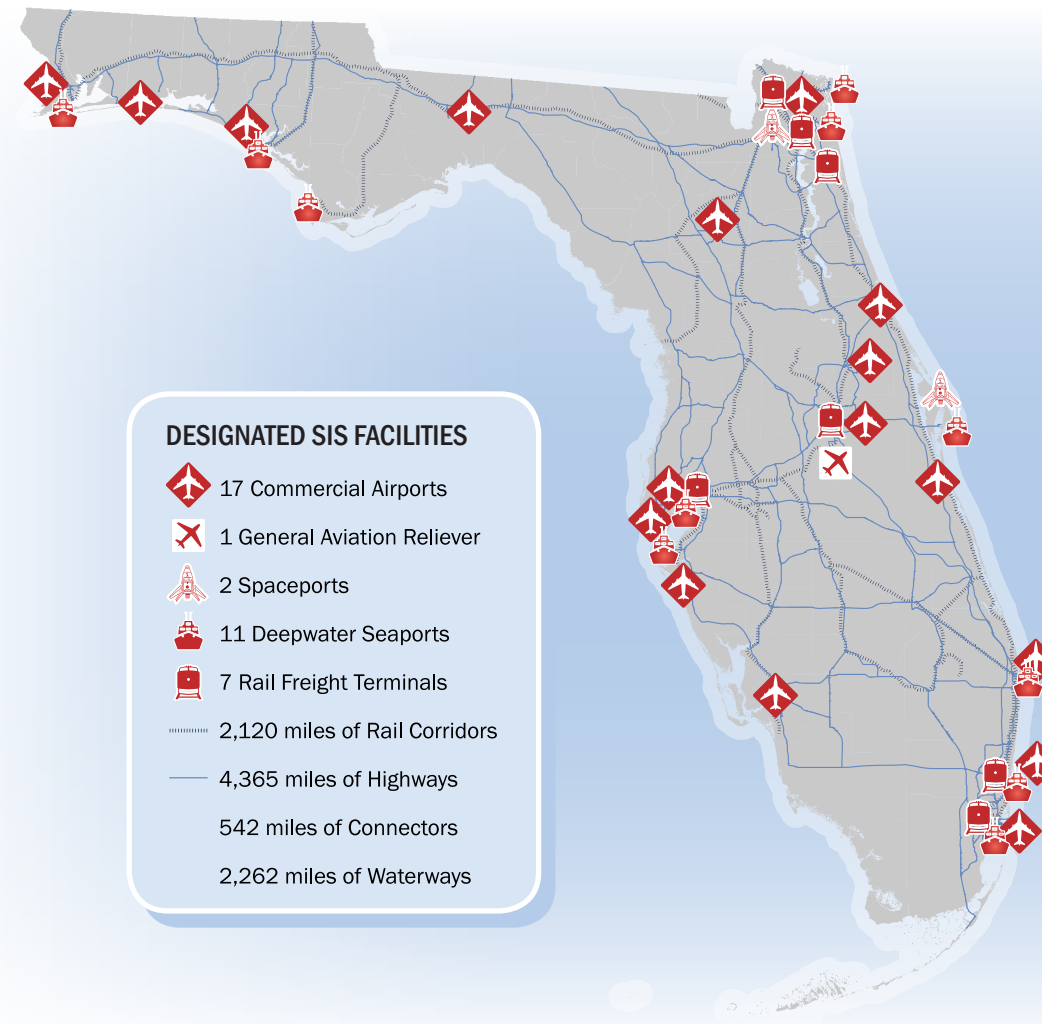
Florida has over 2,700 miles of rail lines, which move over 98 million tons of freight annually.

Florida's Strategic Intermodal System (SIS)

- **Strategic** – Consists of statewide and regionally significant facilities and services
- **Intermodal** – Contains all forms of transportation for moving both people and goods, including linkages for smooth and efficient transfers between modes and major facilities
- **System** – Integrates individual facilities, services, forms of transportation (modes) and linkages into a single, integrated transportation network

The SIS was established to:

- Efficiently serve the mobility needs of Florida's citizens, businesses and visitors
- Help Florida become a worldwide economic leader, enhance economic prosperity and competitiveness, enrich quality of life and reflect responsible environmental stewardship



Florida has 784 aviation facilities, 129 public use, and 19 have commercial service.

The state boasts 2 spaceports and 5 active launch facilities.

Florida's 15 deepwater seaports moved 106.4 million tons of cargo and handled 2.8 million TEU's (20 foot equivalent container unit) in 2010.

Seven of the 15 seaports in Florida carried 12.7 million passengers, 12.1 million of which sailed on multi-day cruises in 2010.

100% of SIS waterborne freight in Florida is on a coastal or international shipping route.

16 Fortune 500 companies have their headquarters in Florida.

Florida

FREIGHT & LOGISTICS OVERVIEW

POPULATION	POPULATION RANK	AREA	AREA RANK	POPULATION GROWTH RATE
18.8 million	4th	53,625 sq. mi.	22nd	17.6% (2000-2010)

Chamber of Commerce website: <http://www.flchamber.org>

Top Employment Sectors

(Nonagricultural Business Groups by Industry)

1. Trade, Transportation, and Utilities
2. Education and Health Services
3. Government Services
4. Professional and Business Services
5. Healthcare and Social Assistance
6. Leisure and Hospitality

Source: Department of Economic Opportunity-Current Employment Statistics (2012)

Top Business Sector Initiatives for Retention and Promotion

1. Clean Energy
2. Information Technology
3. Life Sciences
4. Aviation/ Aerospace
5. Homeland Security/ Defense
6. Financial/ Professional Services

Source: Florida Chamber of Commerce

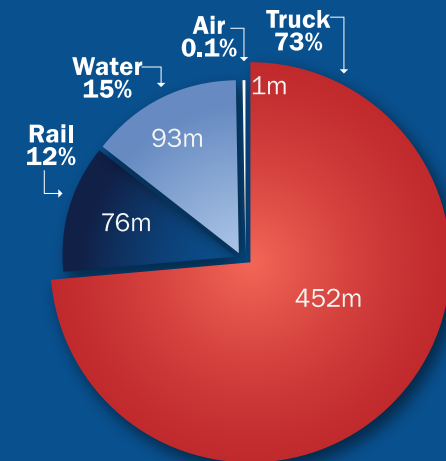
Top International Trade Partners

The state of Florida is a major international hub accounting for approximately \$149 billion in international trade activity in 2011.

EXPORTS		IMPORTS	
1. Switzerland		1. China	
2. Brazil		2. Mexico	
3. Venezuela		3. Japan	
4. Canada		4. Canada	
5. Colombia		5. Colombia	

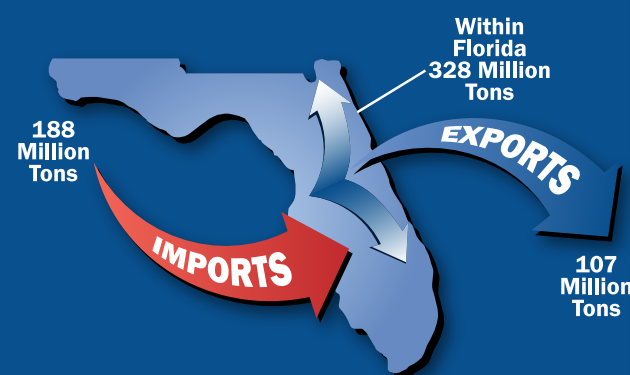
Source: Trade & Logistics Study, Florida Chamber 2009

DOMESTIC AND INTERNATIONAL MODAL MIX (millions of tons)



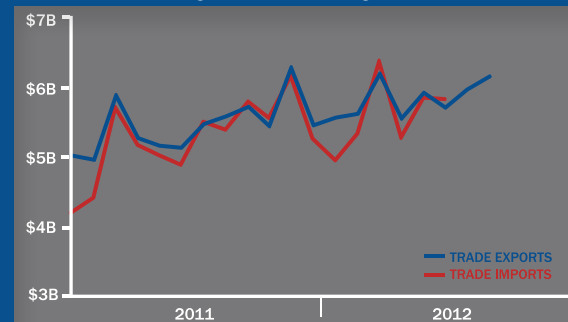
Source: Trade & Logistics Study, Florida Chamber 2009

TOTAL FREIGHT FLOWS



Source: Trade & Logistics Study, Florida Chamber 2009

FLORIDA TRADE ACTIVITY



Key Transportation and Freight Facilities

STRATEGIC INTERMODAL SYSTEM (SIS) HIGHWAYS		US 19
SIS RAILROADS		
SIS AIRPORTS		Tallahassee Regional Airport, Gainesville Regional Airport
SEAPORTS		Port of Jacksonville
NON SIS STATE HIGHWAYS		US 27, SR 51, SR 349
GENERAL AVIATION AIRPORTS		Suwannee County Airport, Cross City Airport, Perry Foley Airport



Top Imports

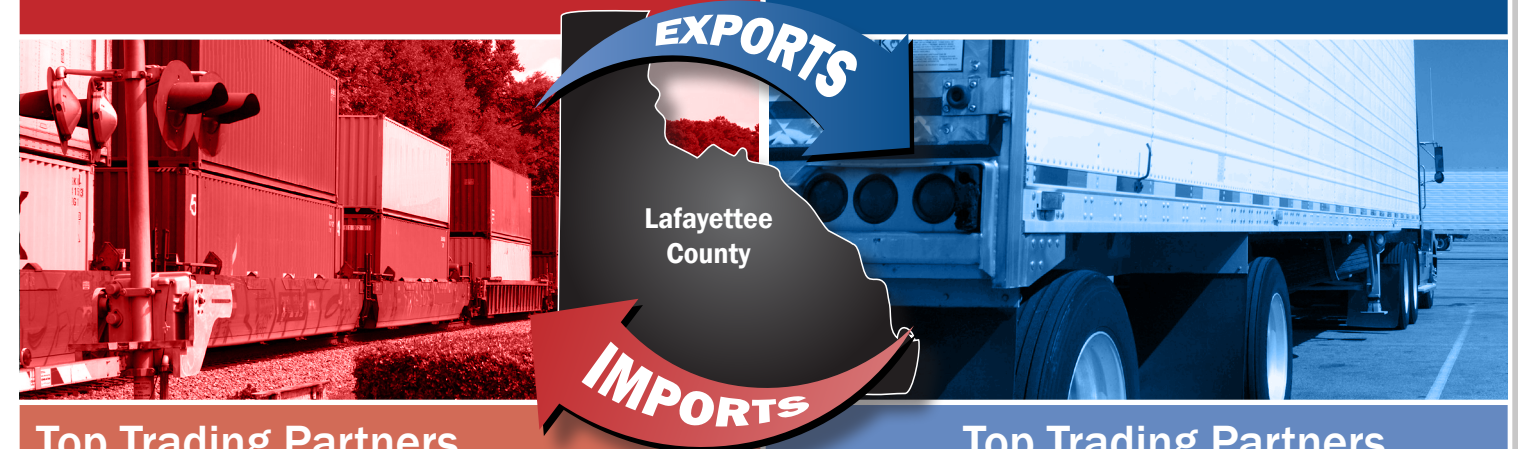
INBOUND FREIGHT	TRUCK TONNAGE
1. Nonmetallic Minerals	34,794
2. Food or Kindred Products	21,804
3. Bulk Movement in Boxcars	14,378
4. Farm Products	6,850
5. Lumber or Wood Products	5,893

Source: IHS Global Inc.'s Transearch, 2011

Top Exports

OUTBOUND FREIGHT	TRUCK TONNAGE
1. Farm Products	288,194
2. Nonmetallic Minerals	186,301
3. Forest Products	63,810
4. Lumber or Wood Products	13,467
5. Clay, Concrete, Glass or Stone	4,544

Source: IHS Global Inc.'s Transearch, 2011



Top Trading Partners

IMPORTS	TRUCK TONNAGE
Taylor County, FL	32,909
Mitchell County, GA	5,515
Miami-Dade County, FL	2,779
Suwannee County, FL	2,565
Leon County, FL	2,269

Source: IHS Global Inc.'s Transearch, 2011

Top Trading Partners







EXPORTS	TRUCK TONNAGE
Polk County, FL	120,585
Gilchrist County, FL	72,028
Duval County, FL	54,089
Columbia County, FL	40,309
Mitchell County, GA	30,059

Source: IHS Global Inc.'s Transearch, 2011

Lafayette County

FREIGHT INFRASTRUCTURE

LEGEND

-  Strategic Intermodal System (SIS) Highways
-  Rail Lines
-  Other State Highways
- Putnals**  Largest Employers by Number of Employees
-  Airports - General Aviation
-  Nearby Key Transportation Facilities (Mileage from County Seat)

