



136 S. Bronough Street
Tallahassee, Florida 32301



800 N. Magnolia Avenue, Suite 1100
Orlando, Florida 32803
(407) 956-5600



1580 Waldo Palmer Lane, Suite 1
Tallahassee, Florida 32308
(850) 921-1119



A message from Governor
Scott on the future of
Florida's Freight and Trade

JACKSON COUNTY FREIGHT & LOGISTICS OVERVIEW

FLORIDA DEPARTMENT OF TRANSPORTATION


FDOT CONTACTS

Ananth Prasad, P.E.
Secretary of Transportation
Phone (850) 414-5205
Ananth.Prasad@dot.state.fl.us

Juan Flores
Administrator, Freight Logistics &
Passenger Operations
Phone (850) 414-5245
Juan.Flores@dot.state.fl.us

Richard Biter
Assistant Secretary for Intermodal
Systems Development
Phone (850) 414-5235
Richard.Biter@dot.state.fl.us

Tommy Barfield
District 3, Secretary
Phone (850) 415-9200
Tommy.Barfield@dot.state.fl.us



Federal Legislative Contacts

United States Senate
Bill Nelson
Phone (202) 224-5274


United States Senate
Marco Rubio
Phone (202) 224-3071

US House of Representatives
District 2, Steve Southerland
Phone (202) 225-5235

State Legislative Contacts:

Florida Senate
District 1, Greg Evers
Phone (850) 487-5001

Florida House of Representatives
District 5, Marti Coley
Phone (850) 717-5005



FDOT MISSION:

THE DEPARTMENT WILL PROVIDE A SAFE TRANSPORTATION SYSTEM THAT ENSURES THE MOBILITY OF PEOPLE AND GOODS, ENHANCES ECONOMIC PROSPERITY AND PRESERVES THE QUALITY OF OUR ENVIRONMENT AND COMMUNITIES.



In recognition of the significant role that freight mobility plays as an economic driver for the state, an Office of Freight, Logistics and Passenger Operations has been created at FDOT. This office has been tasked with meeting the requirements of legislation in Florida House Bill 599, as well as meeting national freight guidance offered in H.R. 4348, the Moving Ahead for Progress in the 21st Century Act (MAP-21).

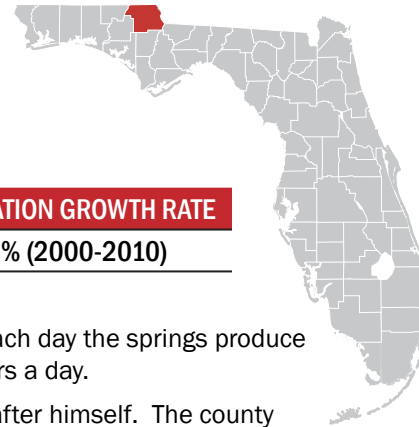
HB599 requires FDOT to lead the development of a plan to "enhance the integration and connectivity of the transportation system across and between transportation modes throughout the state." For this reason, Florida is already on schedule to meet MAP-21 guidelines and has become a leader in freight issues through its ongoing work in developing a Freight Mobility and Trade Plan. For more information, please see www.freightmovesflorida.com.



January 2013

Jackson County

FREIGHT & LOGISTICS OVERVIEW



COUNTY SEAT	LARGEST CITY	AREA	POPULATION	POPULATION GROWTH RATE
Marianna, FL	Marianna, FL	955 square miles	49,746	6.4% (2000-2010)

Primary Economic Development Contact: <http://www.jacksoncounty.com>

- The Blue Springs Recreational Park provides more than just entertainment and relaxation. Each day the springs produce more than 64.6 million gallons of water. In the summer, the park can draw up to 1,000 visitors a day.
- Andrew Jackson passed a bill in 1822 to create the third county in Florida, which he named after himself. The county was carved from the two existing counties, St. Johns and Escambia.
- Jackson County is home to almost 50,000 residents, with Marianna as the main hub. About a dozen other small towns surround Marianna, varying in size from 200 to 3,000 people.



Top 5 Growing Industries

INDUSTRY	NET JOB CREATION
1. Educational Services	415
2. Administrative, Support, Waste Management, and Remediation Services	330
3. Transportation and Warehousing	151
4. Retail Trade	105
5. Manufacturing	64

Source: Florida Department of Economic Opportunity, Labor Market Statistics Center, LEHD State of Florida County Reports-Quarterly Workforce Indicators 2010-2011.



Largest Industry Sectors by Employment

INDUSTRY SECTORS	% OF WORKFORCE
1. Trade, Transportation, and Utilities	20.6%
2. Public Administration	20.0%
3. Leisure and Hospitality	8.2%

Source: Enterprise Florida



Major Private Sector Employers

EMPLOYER	BUSINESS LINE	NUMBER OF EMPLOYEES
1. Family Dollar Distribution Center	Distribution Center	500
2. Wal-Mart	Retail	410
3. Rex Lumber Company	Wood Products Production/Management	145
4. Anderson Columbia, Inc.	Highway Contracts	140
5. Mowery Elevator Company, Inc.	Elevator Manufacturing & Servicing	125

Source: Enterprise Florida

Florida infrastructure moves 762 million tons of freight traffic annually.

The state highway system sees 195,755 million annual vehicle miles of travel.

Truck travel accounted for approximately 11% of vehicle miles traveled on the SIS in 2010.

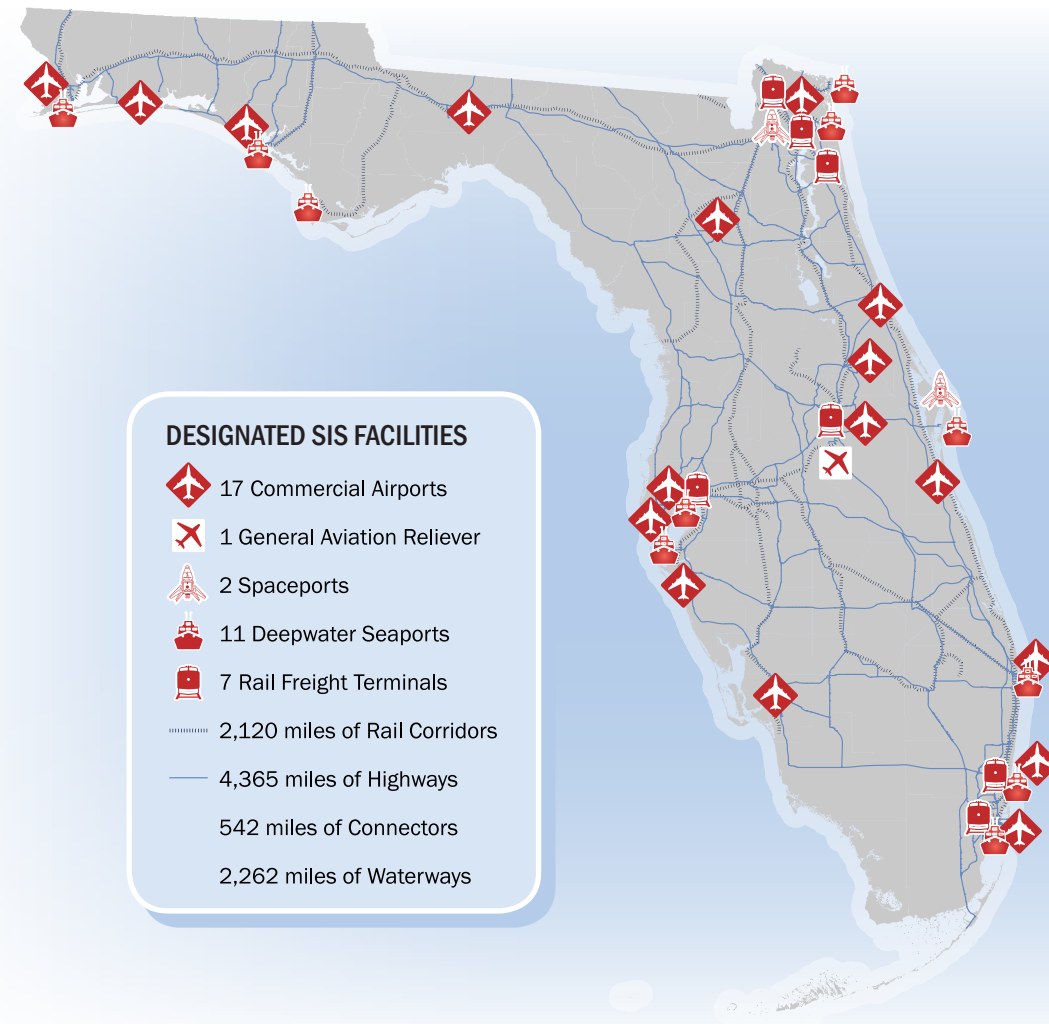
Florida has over 2,700 miles of rail lines, which move over 98 million tons of freight annually.

Florida's Strategic Intermodal System (SIS)

- Strategic** – Consists of statewide and regionally significant facilities and services
- Intermodal** – Contains all forms of transportation for moving both people and goods, including linkages for smooth and efficient transfers between modes and major facilities
- System** – Integrates individual facilities, services, forms of transportation (modes) and linkages into a single, integrated transportation network

The SIS was established to:

- Efficiently serve the mobility needs of Florida's citizens, businesses and visitors
- Help Florida become a worldwide economic leader, enhance economic prosperity and competitiveness, enrich quality of life and reflect responsible environmental stewardship



Florida has 784 aviation facilities, 129 public use, and 19 have commercial service.

The state boasts 2 spaceports and 5 active launch facilities.

Florida's 15 deepwater seaports moved 106.4 million tons of cargo and handled 2.8 million TEU's (20 foot equivalent container unit) in 2010.

Seven of the 15 seaports in Florida carried 12.7 million passengers, 12.1 million of which sailed on multi-day cruises in 2010.

100% of SIS waterborne freight in Florida is on a coastal or international shipping route.

16 Fortune 500 companies have their headquarters in Florida.

Florida

FREIGHT & LOGISTICS OVERVIEW

POPULATION	POPULATION RANK	AREA	AREA RANK	POPULATION GROWTH RATE
18.8 million	4th	53,625 sq. mi.	22nd	17.6% (2000-2010)

Chamber of Commerce website: <http://www.flchamber.org>

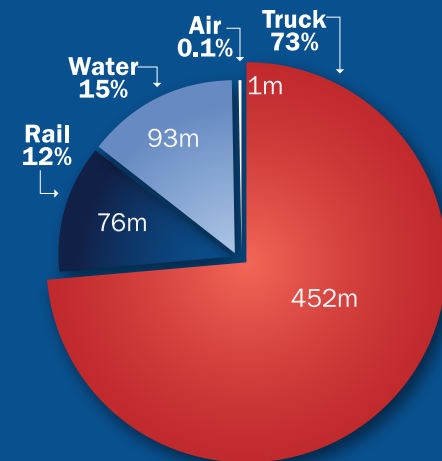
Top Employment Sectors

(Nonagricultural Business Groups by Industry)

1. Trade, Transportation, and Utilities
2. Education and Health Services
3. Government Services
4. Professional and Business Services
5. Healthcare and Social Assistance
6. Leisure and Hospitality

Source: Department of Economic Opportunity-Current Employment Statistics (2012)

DOMESTIC AND INTERNATIONAL MODAL MIX (millions of tons)



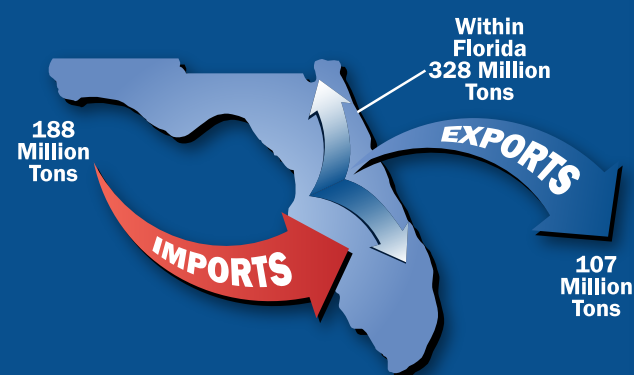
Source: Trade & Logistics Study, Florida Chamber 2009

Top Business Sector Initiatives for Retention and Promotion

1. Clean Energy
2. Information Technology
3. Life Sciences
4. Aviation/ Aerospace
5. Homeland Security/ Defense
6. Financial/ Professional Services

Source: Florida Chamber of Commerce

TOTAL FREIGHT FLOWS



Source: Trade & Logistics Study, Florida Chamber 2009

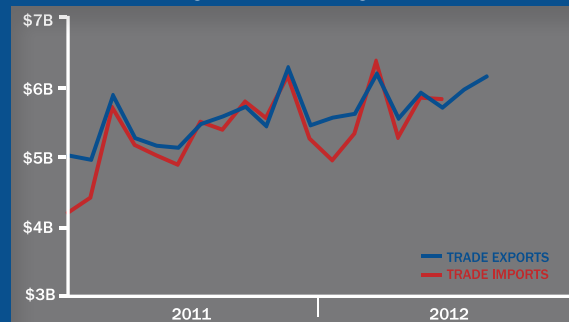
Top International Trade Partners

The state of Florida is a major international hub accounting for approximately \$149 billion in international trade activity in 2011.

EXPORTS		IMPORTS	
1. Switzerland		1. China	
2. Brazil		2. Mexico	
3. Venezuela		3. Japan	
4. Canada		4. Canada	
5. Colombia		5. Colombia	


Source: Trade & Logistics Study, Florida Chamber 2009

FLORIDA TRADE ACTIVITY



Key Transportation and Freight Facilities

STRATEGIC INTERMODAL SYSTEM (SIS) HIGHWAYS		I-10, US 231
SIS RAILROADS		CSX
SIS AIRPORTS		Tallahassee Regional Airport, Northwest Florida - Beaches International Airport
SEAPORTS		Port of Panama City
NON SIS STATE HIGHWAYS		US 90, SR 71, SR 69, SR 2
GENERAL AVIATION AIRPORTS		Marianna Municipal Airport



Top Imports

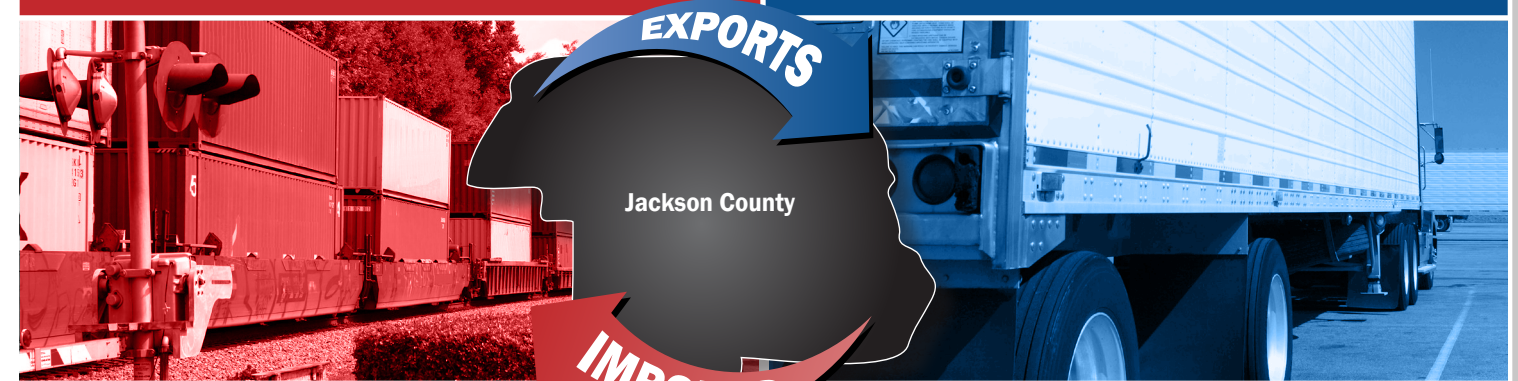
INBOUND FREIGHT	TRUCK TONNAGE
1. Bulk Movement in Boxcars	117,200
2. Lumber or Wood Products	115,225
3. Food or Kindred Products	72,893
4. Clay, Concrete, Glass or Stone	62,115
5. Farm Products	44,926

Source: IHS Global Inc.'s Transearch, 2011

Top Exports

OUTBOUND FREIGHT	TRUCK TONNAGE
1. Lumber or Wood Products	284,999
2. Farm Products	194,475
3. Nonmetallic Minerals	59,354
4. Clay, Concrete, Glass or Stone	46,407
5. Bulk Movement in Boxcars	30,302

Source: IHS Global Inc.'s Transearch, 2011



Top Trading Partners

IMPORTS	TRUCK TONNAGE
Miami-Dade County, FL	40,852
Bay County, FL	26,564
Gulf County, FL	19,454
Dougherty County, GA	18,662
Liberty County, FL	12,897

Source: IHS Global Inc.'s Transearch, 2011

Top Trading Partners

EXPORTS	TRUCK TONNAGE
Mobile County, AL	111,291
Bay County, FL	48,538
Okaloosa County, FL	38,062
Leon County, FL	35,178
Sumter County, GA	28,921

Source: IHS Global Inc.'s Transearch, 2011



LEGEND

- Strategic Intermodal System (SIS) Highways
- Rail Lines
- Other State Highways
- Rex** Largest Employers by Number of Employees
- Freight Distribution Centers
- Airports - General Aviation
- Nearby Key Transportation Facilities (Mileage from County Seat)

Jackson County
FREIGHT INFRASTRUCTURE