



136 S. Bronough Street  
Tallahassee, Florida 32301



800 N. Magnolia Avenue, Suite 1100  
Orlando, Florida 32803  
(407) 956-5600



1580 Waldo Palmer Lane, Suite 1  
Tallahassee, Florida 32308  
(850) 921-1119



A message from Governor  
Scott on the future of  
Florida's Freight and Trade

# HAMILTON COUNTY FREIGHT & LOGISTICS OVERVIEW

## FLORIDA DEPARTMENT OF TRANSPORTATION


### FDOT CONTACTS

**Ananth Prasad, P.E.**  
Secretary of Transportation  
Phone (850) 414-5205  
Ananth.Prasad@dot.state.fl.us

**Juan Flores**  
Administrator, Freight Logistics &  
Passenger Operations  
Phone (850) 414-5245  
Juan.Flores@dot.state.fl.us

**Richard Biter**  
Assistant Secretary for Intermodal  
Systems Development  
Phone (850) 414-5235  
Richard.Biter@dot.state.fl.us

**Greg Evans**  
District 2, Secretary  
Phone (386) 961-7800  
Greg.Evans@dot.state.fl.us



### Federal Legislative Contacts

**United States Senate**  
Bill Nelson  
Phone (202) 224-5274


**United States Senate**  
Marco Rubio  
Phone (202) 224-3071

**US House of Representatives**  
District 3, Ted Yoho  
Phone (202) 225-5744

### State Legislative Contacts:

**Florida Senate**  
District 3, Bill Montford  
Phone (850) 487-5003

**Florida House of Representatives**  
District 10, Elizabeth W. Porter  
Phone (850) 717-5010



**FDOT MISSION:**  
THE DEPARTMENT WILL PROVIDE A SAFE TRANSPORTATION SYSTEM THAT ENSURES THE MOBILITY OF PEOPLE AND GOODS, ENHANCES ECONOMIC PROSPERITY AND PRESERVES THE QUALITY OF OUR ENVIRONMENT AND COMMUNITIES.



In recognition of the significant role that freight mobility plays as an economic driver for the state, an Office of Freight, Logistics and Passenger Operations has been created at FDOT. This office has been tasked with meeting the requirements of legislation in Florida House Bill 599, as well as meeting national freight guidance offered in H.R. 4348, the Moving Ahead for Progress in the 21st Century Act (MAP-21).

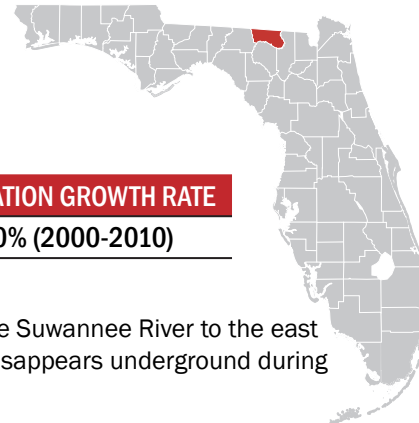
HB599 requires FDOT to lead the development of a plan to "enhance the integration and connectivity of the transportation system across and between transportation modes throughout the state." For this reason, Florida is already on schedule to meet MAP-21 guidelines and has become a leader in freight issues through its ongoing work in developing a Freight Mobility and Trade Plan. For more information, please see [www.freightmovesflorida.com](http://www.freightmovesflorida.com).



January 2013

# Hamilton County

## FREIGHT & LOGISTICS OVERVIEW



COUNTY SEAT	LARGEST CITY	AREA	POPULATION	POPULATION GROWTH RATE
Jasper, FL	Jasper, FL	519 square miles	14,799	11.0% (2000-2010)

Primary Economic Development Contact: <http://www.hamiltoncountyflorida.com>

- The county is separated from the rest of Florida by the Withlacoochee River on the west and the Suwannee River to the east and south. In the middle of the county is the Alapaha River, called the "River of Sand," which disappears underground during certain parts of the year leaving a dry, sandy riverbed.
- Built in 1893, the Old Jail is listed on the National Register of Historic Places. This two-story fireproof brick, steel, and concrete structure was also home to the Sheriff and his family. This was Hamilton County's only jail, and was used until 1984.



### Top 5 Growing Industries

INDUSTRY	NET JOB CREATION
1. Professional, Scientific, and Technical Services	1,501
2. Agriculture, Forestry, Fishing, and Hunting	35
3. Construction	28
4. Transportation and Warehousing	27
5. Educational Services	20

Source: Florida Department of Economic Opportunity, Labor Market Statistics Center, LEHD State of Florida County Reports-Quarterly Workforce Indicators 2010-2011.



### Largest Industry Sectors by Employment

INDUSTRY SECTORS	% OF WORKFORCE
1. Public Administration	20.6%
2. Trade, Transportation, and Utilities	11.9%
3. Professional and Business Services	7.1%

Source: Enterprise Florida



### Major Private Sector Employers

EMPLOYER	BUSINESS LINE	NUMBER OF EMPLOYEES
1. PCS Phosphate White Springs	Phosphate	900
2. Suwannee Valley Nursing Center	Healthcare	100
3. Coggins Farms	Growing & Shipping Produce	50
4. Hamilton Jai Alai & Poker	Para Mutual	50
5. Taylor Industrial Construction, Inc.	Industrial Construction	35

Source: Enterprise Florida

Florida infrastructure moves 762 million tons of freight traffic annually.

The state highway system sees 195,755 million annual vehicle miles of travel.

Truck travel accounted for approximately 11% of vehicle miles traveled on the SIS in 2010.

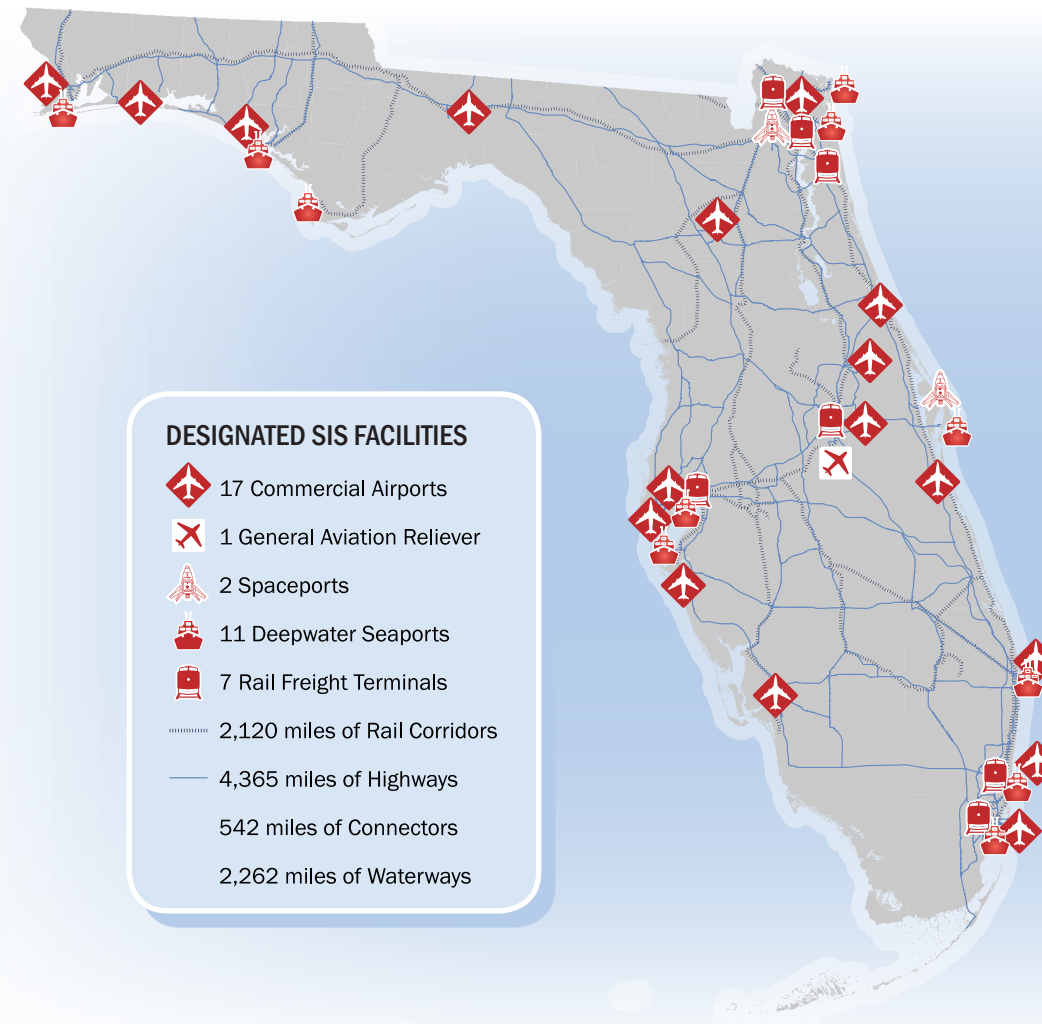
Florida has over 2,700 miles of rail lines, which move over 98 million tons of freight annually.

### Florida's Strategic Intermodal System (SIS)

- Strategic** – Consists of statewide and regionally significant facilities and services
- Intermodal** – Contains all forms of transportation for moving both people and goods, including linkages for smooth and efficient transfers between modes and major facilities
- System** – Integrates individual facilities, services, forms of transportation (modes) and linkages into a single, integrated transportation network

The SIS was established to:

- Efficiently serve the mobility needs of Florida's citizens, businesses and visitors
- Help Florida become a worldwide economic leader, enhance economic prosperity and competitiveness, enrich quality of life and reflect responsible environmental stewardship



Florida has 784 aviation facilities, 129 public use, and 19 have commercial service.

The state boasts 2 spaceports and 5 active launch facilities.

Florida's 15 deepwater seaports moved 106.4 million tons of cargo and handled 2.8 million TEU's (20 foot equivalent container unit) in 2010.

Seven of the 15 seaports in Florida carried 12.7 million passengers, 12.1 million of which sailed on multi-day cruises in 2010.

100% of SIS waterborne freight in Florida is on a coastal or international shipping route.

16 Fortune 500 companies have their headquarters in Florida.

# Florida

## FREIGHT & LOGISTICS OVERVIEW

POPULATION	POPULATION RANK	AREA	AREA RANK	POPULATION GROWTH RATE
18.8 million	4th	53,625 sq. mi.	22nd	17.6% (2000-2010)

Chamber of Commerce website: <http://www.flchamber.org>

### Top Employment Sectors

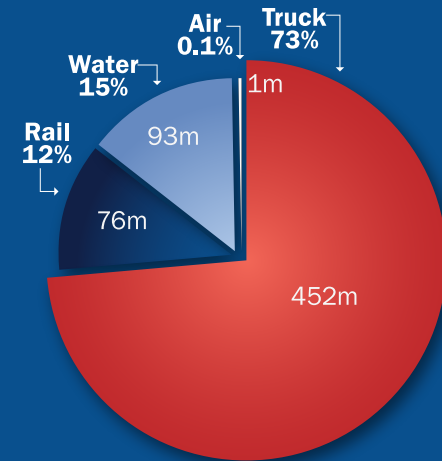
(Nonagricultural Business Groups by Industry)

1. Trade, Transportation, and Utilities
2. Education and Health Services
3. Government Services
4. Professional and Business Services
5. Healthcare and Social Assistance
6. Leisure and Hospitality

Source: Department of Economic Opportunity-Current Employment Statistics (2012)

### DOMESTIC AND INTERNATIONAL MODAL MIX

(millions of tons)



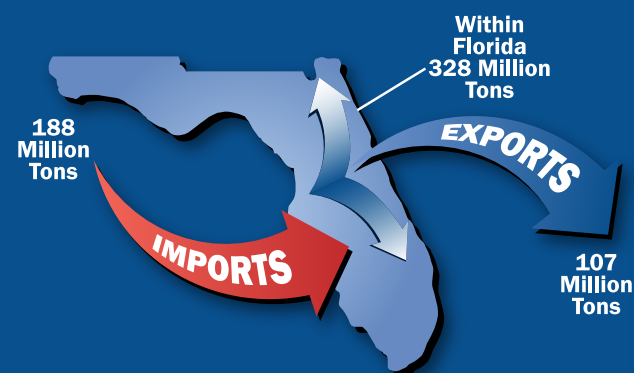
Source: Trade & Logistics Study, Florida Chamber 2009

### Top Business Sector Initiatives for Retention and Promotion

1. Clean Energy
2. Information Technology
3. Life Sciences
4. Aviation/ Aerospace
5. Homeland Security/ Defense
6. Financial/ Professional Services

Source: Florida Chamber of Commerce

### TOTAL FREIGHT FLOWS



Source: Trade & Logistics Study, Florida Chamber 2009

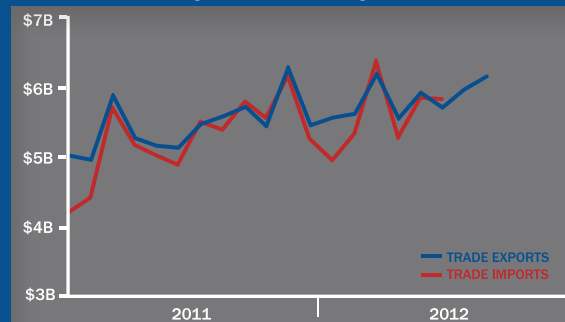
### Top International Trade Partners

The state of Florida is a major international hub accounting for approximately \$149 billion in international trade activity in 2011.

EXPORTS		IMPORTS	
1. Switzerland		1. China	
2. Brazil		2. Mexico	
3. Venezuela		3. Japan	
4. Canada		4. Canada	
5. Colombia		5. Colombia	

Source: Trade & Logistics Study, Florida Chamber 2009

### FLORIDA TRADE ACTIVITY



### Key Transportation and Freight Facilities

STRATEGIC INTERMODAL SYSTEM (SIS) HIGHWAYS		I-75
SIS RAILROADS		CSX
SIS AIRPORTS		Jacksonville International Airport
SEAPORTS		Port of Jacksonville
NON SIS STATE HIGHWAYS		US 41, US 129, SR 6, SR 25, SR 136, SR 143
GENERAL AVIATION AIRPORTS		Lake City Municipal



### Top Imports

INBOUND FREIGHT	TRUCK TONNAGE
1. Bulk Movement in Boxcars	107,739
2. Nonmetallic Minerals	41,744
3. Chemicals or Allied Products	36,007
4. Food or Kindred Products	18,276
5. Lumber or Wood Products	8,192

Source: IHS Global Inc.'s Transearch, 2011

### Top Exports

OUTBOUND FREIGHT	TRUCK TONNAGE
1. Nonmetallic Minerals	311,454
2. Chemicals or Allied Products	290,884
3. Transportation Equipment	278,445
4. Farm Products	28,140
5. Lumber or Wood Products	26,082

Source: IHS Global Inc.'s Transearch, 2011



### Top Trading Partners

IMPORTS	TRUCK TONNAGE
Duval County, FL	36,306
Miami-Dade County, FL	32,264
Lafayette County, FL	23,562
Columbia County, FL	10,926
Hillsborough County, FL	8,322

Source: IHS Global Inc.'s Transearch, 2011

### Top Trading Partners

EXPORTS	TRUCK TONNAGE
Hillsborough County, FL	250,168
Charleston County, SC	118,841
Palm Beach County, FL	87,765
Grady County, GA	44,522
Turner County, GA	43,164

Source: IHS Global Inc.'s Transearch, 2011

GEORGIA

JENNINGS

Coggins Farms

COGGINS FARMS

129

41

145

Jacksonville International Airport - 75 miles

JAXPORT - 85 miles



41

Suwannee Valley Nursing Center

JASPER

TAYLOR

Taylor Industrial Construction

MADISON

6

Hamilton Jai Alai & Poker

HAMILTON

129

90

CSX

53

10

441

LEGEND

- Strategic Intermodal System (SIS) Highways
- Rail Lines
- Other State Highways
- ✈ Airports - General Aviation
- Nearby Key Transportation Facilities (Mileage from County Seat)

SUWANNEE

PCS Phosphate

WHITE SPRINGS

COLUMBIA

51

129

90

10

Hamilton County FREIGHT INFRASTRUCTURE