



136 S. Bronough Street
Tallahassee, Florida 32301



800 N. Magnolia Avenue, Suite 1100
Orlando, Florida 32803
(407) 956-5600



1580 Waldo Palmer Lane, Suite 1
Tallahassee, Florida 32308
(850) 921-1119



A message from Governor
Scott on the future of
Florida's Freight and Trade

FRANKLIN COUNTY FREIGHT & LOGISTICS OVERVIEW

FLORIDA DEPARTMENT OF TRANSPORTATION


FDOT CONTACTS

Ananth Prasad, P.E.
Secretary of Transportation
Phone (850) 414-5205
Ananth.Prasad@dot.state.fl.us

Juan Flores
Administrator, Freight Logistics &
Passenger Operations
Phone (850) 414-5245
Juan.Flores@dot.state.fl.us

Richard Biter
Assistant Secretary for Intermodal
Systems Development
Phone (850) 414-5235
Richard.Biter@dot.state.fl.us

Tommy Barfield
District 3, Secretary
Phone (850) 415-9200
Tommy.Barfield@dot.state.fl.us



Federal Legislative Contacts

United States Senate
Bill Nelson
Phone (202) 224-5274



United States Senate
Marco Rubio
Phone (202) 224-3071

US House of Representatives
District 2, Steve Southerland
Phone (202) 225-5235

State Legislative Contacts:

Florida Senate
District 3, Bill Montford
Phone (850) 487-5003

Florida House of Representatives
District 7, Halsey Beshears
Phone (850) 717-5007



FDOT MISSION:

THE DEPARTMENT WILL PROVIDE A SAFE TRANSPORTATION SYSTEM THAT ENSURES THE MOBILITY OF PEOPLE AND GOODS, ENHANCES ECONOMIC PROSPERITY AND PRESERVES THE QUALITY OF OUR ENVIRONMENT AND COMMUNITIES.



In recognition of the significant role that freight mobility plays as an economic driver for the state, an Office of Freight, Logistics and Passenger Operations has been created at FDOT. This office has been tasked with meeting the requirements of legislation in Florida House Bill 599, as well as meeting national freight guidance offered in H.R. 4348, the Moving Ahead for Progress in the 21st Century Act (MAP-21).

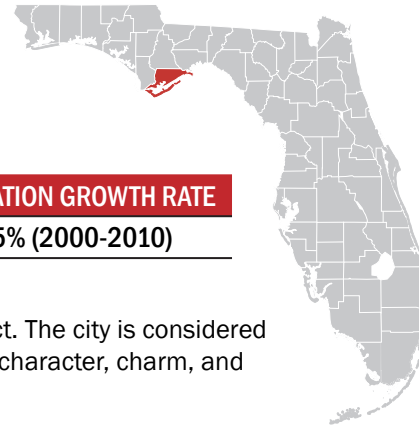
HB599 requires FDOT to lead the development of a plan to "enhance the integration and connectivity of the transportation system across and between transportation modes throughout the state." For this reason, Florida is already on schedule to meet MAP-21 guidelines and has become a leader in freight issues through its ongoing work in developing a Freight Mobility and Trade Plan. For more information, please see www.freightmovesflorida.com.



January 2013

Franklin County

FREIGHT & LOGISTICS OVERVIEW



COUNTY SEAT	LARGEST CITY	AREA	POPULATION	POPULATION GROWTH RATE
Apalachicola, FL	Apalachicola, FL	1027 square miles	11,549	17.5% (2000-2010)

Primary Economic Development Contact: <http://www.franklincountyflorida.com>

- There are more than 900 historic homes, buildings and sites in Apalachicola's Historic District. The city is considered a "distinctive destination" by the National Trust for Historic Preservation based on its unique character, charm, and dedication to historic preservation.
- Apalachicola Bay produces 90% of Florida's oysters and 10% of the nationwide supply. Over 2.6 million pounds of oyster meat is harvested annually. Most of their oyster beds are harvested by hand.
- The Camp Gordon Johnston Museum in Carrabelle tells the story of how United States Troops trained on the beaches of Franklin County for the D-Day invasion of Normandy during World War II.



Top 5 Growing Industries

INDUSTRY	NET JOB CREATION
1. Accommodation and Food Services	179
2. Educational Services	27
3. Administrative, Support, Waste Management, and Remediation Services	19
4. Transportation and Warehousing	6
5. Professional, Scientific, and Technical Services	4

Source: Florida Department of Economic Opportunity, Labor Market Statistics Center, LEHD State of Florida County Reports-Quarterly Workforce Indicators 2010-2011.



Largest Industry Sectors by Employment

INDUSTRY SECTORS	% OF WORKFORCE
1. Public Administration	22.7%
2. Leisure and Hospitality	19.9%
3. Trade, Transportation, and Utilities	16.4%

Source: Enterprise Florida



Major Private Sector Employers

EMPLOYER	BUSINESS LINE	NUMBER OF EMPLOYEES
1. Weems Memorial Hospital	Healthcare	66
2. Leavins Seafood	Seafood Distributor	55
3. Greensteel Homes	Construction	30

Source: Enterprise Florida

Florida infrastructure moves 762 million tons of freight traffic annually.

The state highway system sees 195,755 million annual vehicle miles of travel.

Truck travel accounted for approximately 11% of vehicle miles traveled on the SIS in 2010.

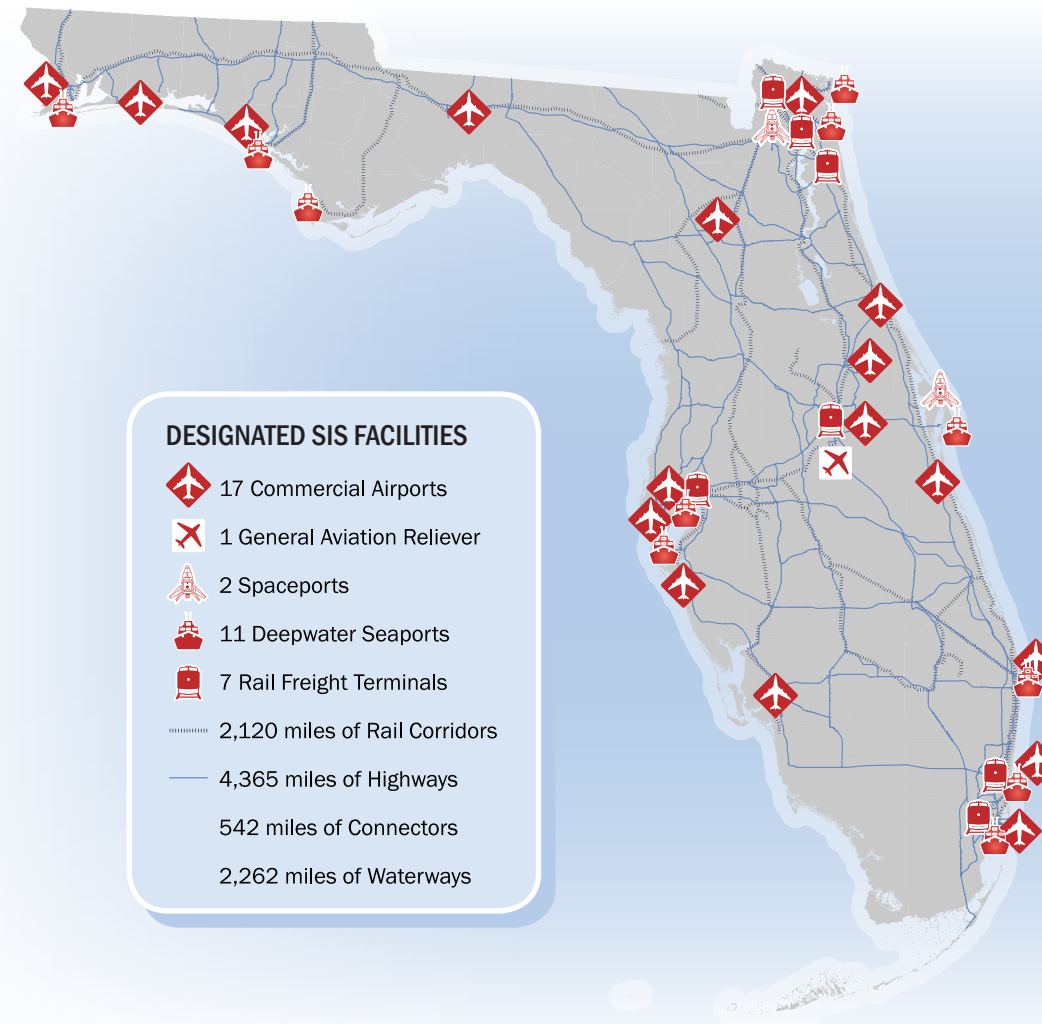
Florida has over 2,700 miles of rail lines, which move over 98 million tons of freight annually.

Florida's Strategic Intermodal System (SIS)

- **Strategic** – Consists of statewide and regionally significant facilities and services
- **Intermodal** – Contains all forms of transportation for moving both people and goods, including linkages for smooth and efficient transfers between modes and major facilities
- **System** – Integrates individual facilities, services, forms of transportation (modes) and linkages into a single, integrated transportation network

The SIS was established to:

- Efficiently serve the mobility needs of Florida's citizens, businesses and visitors
- Help Florida become a worldwide economic leader, enhance economic prosperity and competitiveness, enrich quality of life and reflect responsible environmental stewardship



Florida has 784 aviation facilities, 129 public use, and 19 have commercial service.

The state boasts 2 spaceports and 5 active launch facilities.

Florida's 15 deepwater seaports moved 106.4 million tons of cargo and handled 2.8 million TEU's (20 foot equivalent container unit) in 2010.

Seven of the 15 seaports in Florida carried 12.7 million passengers, 12.1 million of which sailed on multi-day cruises in 2010.

100% of SIS waterborne freight in Florida is on a coastal or international shipping route.

16 Fortune 500 companies have their headquarters in Florida.

Florida

FREIGHT & LOGISTICS OVERVIEW

POPULATION	POPULATION RANK	AREA	AREA RANK	POPULATION GROWTH RATE
18.8 million	4th	53,625 sq. mi.	22nd	17.6% (2000-2010)

Chamber of Commerce website: <http://www.flchamber.org>

Top Employment Sectors

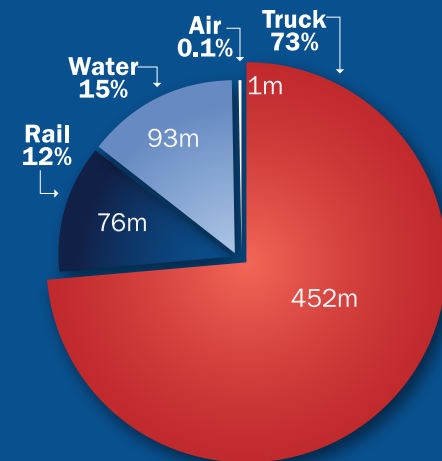
(Nonagricultural Business Groups by Industry)

1. Trade, Transportation, and Utilities
2. Education and Health Services
3. Government Services
4. Professional and Business Services
5. Healthcare and Social Assistance
6. Leisure and Hospitality

Source: Department of Economic Opportunity-Current Employment Statistics (2012)

DOMESTIC AND INTERNATIONAL MODAL MIX

(millions of tons)



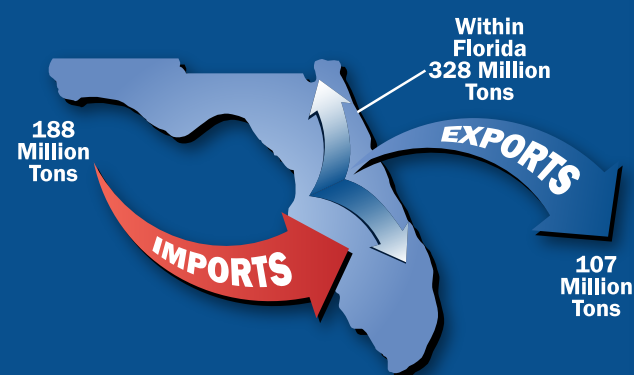
Source: Trade & Logistics Study, Florida Chamber 2009

Top Business Sector Initiatives for Retention and Promotion

1. Clean Energy
2. Information Technology
3. Life Sciences
4. Aviation/ Aerospace
5. Homeland Security/ Defense
6. Financial/ Professional Services

Source: Florida Chamber of Commerce

TOTAL FREIGHT FLOWS



Source: Trade & Logistics Study, Florida Chamber 2009

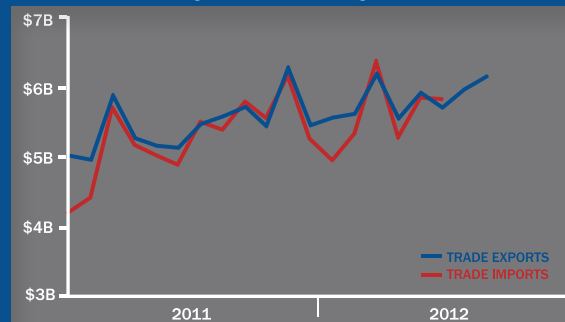
Top International Trade Partners

The state of Florida is a major international hub accounting for approximately \$149 billion in international trade activity in 2011.

EXPORTS		IMPORTS	
1. Switzerland		1. China	
2. Brazil		2. Mexico	
3. Venezuela		3. Japan	
4. Canada		4. Canada	
5. Colombia		5. Colombia	

Source: Trade & Logistics Study, Florida Chamber 2009

FLORIDA TRADE ACTIVITY



Key Transportation and Freight Facilities

STRATEGIC INTERMODAL SYSTEM (SIS) HIGHWAYS		
SIS RAILROADS		Apalachicola Northern
SIS AIRPORTS		Tallahassee Regional Airport
SEAPORTS		Port of Panama City
NON SIS STATE HIGHWAYS		US 98, US 319, SR 65, SR 300
GENERAL AVIATION AIRPORTS		Carabelle - Thompson, St. George Island, Apalachicola Regional Airport



Top Imports

INBOUND FREIGHT	TRUCK TONNAGE
1. Bulk Movement in Boxcars	22,284
2. Petroleum or Coal Products	14,198
3. Lumber or Wood Products	12,163
4. Clay, Concrete, Glass or Stone	7,984
5. Waste or Scrap Materials	4,024

Source: IHS Global Inc.'s Transearch, 2011

Top Exports

OUTBOUND FREIGHT	TRUCK TONNAGE
1. Lumber or Wood Products	38,406
2. Food or Kindred Products	11,133
3. Primary Metal Products	7,926
4. Machinery	6,056
5. Clay, Concrete, Glass or Stone	2,132

Source: IHS Global Inc.'s Transearch, 2011



Top Trading Partners

IMPORTS	TRUCK TONNAGE
Miami-Dade County, FL	7,747
Bay County, FL	6,148
Leon County, FL	2,784
Gulf County, FL	2,558
Gadsden County, FL	2,425

Source: IHS Global Inc.'s Transearch, 2011

Top Trading Partners

EXPORTS	TRUCK TONNAGE
Taylor County, FL	9,037
St. Tammany Parish, LA	7,843
Early County, GA	4,758
Leon County, FL	4,265
Bay County, FL	3,463

Source: IHS Global Inc.'s Transearch, 2011

LEGEND

- Rail Lines
- State Highways
- Weems** Largest Employers by Number of Employees
- Seaports
- Airports - General Aviation
- Nearby Key Transportation Facilities (Mileage from County Seat)



Franklin County

FREIGHT INFRASTRUCTURE