



136 S. Bronough Street
Tallahassee, Florida 32301



800 N. Magnolia Avenue, Suite 1100
Orlando, Florida 32803
(407) 956-5600



1580 Waldo Palmer Lane, Suite 1
Tallahassee, Florida 32308
(850) 921-1119



A message from Governor
Scott on the future of
Florida's Freight and Trade

DUVAL COUNTY FREIGHT & LOGISTICS OVERVIEW

FLORIDA DEPARTMENT OF TRANSPORTATION


FDOT CONTACTS

Ananth Prasad, P.E.
Secretary of Transportation
Phone (850) 414-5205
Ananth.Prasad@dot.state.fl.us

Juan Flores
Administrator, Freight Logistics &
Passenger Operations
Phone (850) 414-5245
Juan.Flores@dot.state.fl.us

Richard Biter
Assistant Secretary for Intermodal
Systems Development
Phone (850) 414-5235
Richard.Biter@dot.state.fl.us

Greg Evans
District 2 Secretary
Phone (386) 961-8700
Greg.Evans@dot.state.fl.us



FEDERAL LEGISLATIVE CONTACTS

US House of Representatives
District 3, Corrine Brown
Phone (202) 225-0123

US House of Representatives
District 4, Ander Crenshaw
Phone (202) 225-2501

United States Senate
Bill Nelson
Phone (202) 224-5274

United States Senate
Marco Rubio
Phone (202) 224-3041

STATE LEGISLATIVE CONTACTS:

Florida Senate
District 4, Aaron Bean
Phone (850) 487-5004

Florida Senate
District 9, Audrey Gibson
Phone (850) 487-5009

Florida House of Representatives
District 11, Janet Adkins
Phone (850) 717-5011


Florida House of Representatives
District 12, Lake Ray
Phone (850) 717-5012

Florida House of Representatives
District 13, Reggie Fullwood
Phone (850) 717-5013

Florida House of Representatives
District 14, Mia Jones
Phone (850) 717-5014

Florida House of Representatives
District 15, Daniel Davis
Phone (850) 717-5015

Florida House of Representatives
District 16, Charles McBurney
Phone (850) 717-5016



FDOT MISSION:

THE DEPARTMENT WILL PROVIDE A SAFE TRANSPORTATION SYSTEM THAT ENSURES THE MOBILITY OF PEOPLE AND GOODS, ENHANCES ECONOMIC PROSPERITY AND PRESERVES THE QUALITY OF OUR ENVIRONMENT AND COMMUNITIES.



In recognition of the significant role that freight mobility plays as an economic driver for the state, an Office of Freight, Logistics and Passenger Operations has been created at FDOT. This office has been tasked with meeting the requirements of legislation in Florida House Bill 599, as well as meeting national freight guidance offered in H.R. 4348, the Moving Ahead for Progress in the 21st Century Act (MAP-21).

HB599 requires FDOT to lead the development of a plan to "enhance the integration and connectivity of the transportation system across and between transportation modes throughout the state." For this reason, Florida is already on schedule to meet MAP-21 guidelines and has become a leader in freight issues through its ongoing work in developing a Freight Mobility and Trade Plan. For more information, please see www.freightmovesflorida.com.



Duval County

FREIGHT & LOGISTICS OVERVIEW



COUNTY SEAT	LARGEST CITY	AREA	POPULATION	POPULATION GROWTH RATE
Jacksonville, FL	Jacksonville, FL	918 square miles	864,263	11% (2000-2010)

Primary Economic Development Contact: <http://www.coj.net>


- The county seat, Jacksonville, FL is the largest city in land area in the continental United States, and continues to set itself apart with a strong economy, diverse culture, and abundant recreational opportunities.
- Mayport Naval Station was commissioned in 1942 and has since grown to be the third largest fleet concentration in the United States.
- Joint management agreement with national and state park services gives Jacksonville the largest urban park system in the United States.



Top 5 Growing Industries

INDUSTRY	NET JOB CREATION
1. Finance and Insurance	8,470
2. Retail Trade	5,555
3. Health Care and Social Assistance	2,942
4. Accommodation and Food Services	2,475
5. Administrative, Support, Waste Management and Remediation Services	1,739

Source: Florida Department of Economic Opportunity, Labor Market Statistics Center, LEHD State of Florida County Reports-Quarterly Workforce Indicators 2010-2011.



Largest Industry Sectors by Employment

INDUSTRY SECTORS	% OF WORKFORCE
1. Trade, Transportation, and Utilities	15.2%
2. Professional and Business Services	11.6%
3. Education and Health Services	9.9%

Source: Enterprise Florida



Major Private Sector Employers

EMPLOYER	BUSINESS LINE	NUMBER OF EMPLOYEES
1. Baptist Health	Hospital	8,100
2. Blue Cross Blue Shield of Florida	Health insurance Regional headquarters	7,000
3. Mayo Clinic	Multi-Speciality Healthcare Center	5,000
4. Citi	Credit Card Company- Division Headquarters	4,600
5. CSX	Railroad Corporate Headquarters	4,400

Source: Enterprise Florida

Florida infrastructure moves 762 million tons of freight traffic annually.

The state highway system sees 195,755 million annual vehicle miles of travel.

Truck travel accounted for approximately 11% of vehicle miles traveled on the SIS in 2010.

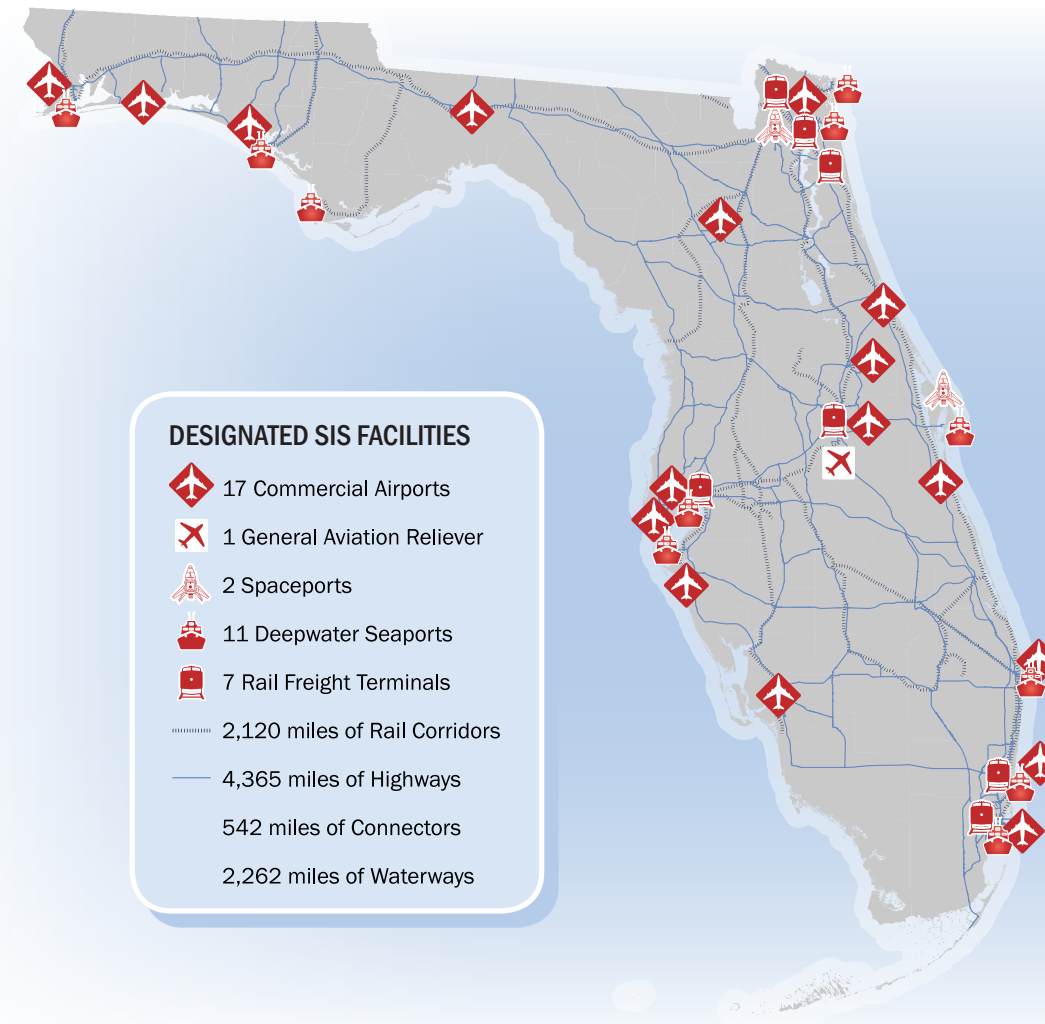
Florida has over 2,700 miles of rail lines, which move over 98 million tons of freight annually.

Florida's Strategic Intermodal System (SIS)

- Strategic** – Consists of statewide and regionally significant facilities and services
- Intermodal** – Contains all forms of transportation for moving both people and goods, including linkages for smooth and efficient transfers between modes and major facilities
- System** – Integrates individual facilities, services, forms of transportation (modes) and linkages into a single, integrated transportation network

The SIS was established to:

- Efficiently serve the mobility needs of Florida's citizens, businesses and visitors
- Help Florida become a worldwide economic leader, enhance economic prosperity and competitiveness, enrich quality of life and reflect responsible environmental stewardship



Florida has 784 aviation facilities, 129 public use, and 19 have commercial service.

The state boasts 2 spaceports and 5 active launch facilities.

Florida's 15 deepwater seaports moved 106.4 million tons of cargo and handled 2.8 million TEU's (20 foot equivalent container unit) in 2010.

Seven of the 15 seaports in Florida carried 12.7 million passengers, 12.1 million of which sailed on multi-day cruises in 2010.

100% of SIS waterborne freight in Florida is on a coastal or international shipping route.

16 Fortune 500 companies have their headquarters in Florida.

Florida

FREIGHT & LOGISTICS OVERVIEW

POPULATION	POPULATION RANK	AREA	AREA RANK	POPULATION GROWTH RATE
18.8 million	4th	53,625 sq. mi.	22nd	17.6% (2000-2010)

Chamber of Commerce website: <http://www.flchamber.org>

Top Employment Sectors

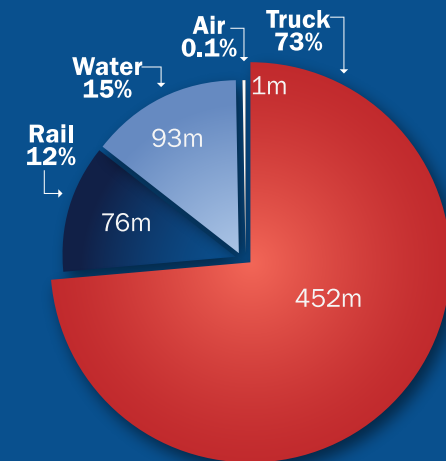
(Nonagricultural Business Groups by Industry)

1. Trade, Transportation, and Utilities
2. Education and Health Services
3. Government Services
4. Professional and Business Services
5. Healthcare and Social Assistance
6. Leisure and Hospitality

Source: Department of Economic Opportunity-Current Employment Statistics (2012)

DOMESTIC AND INTERNATIONAL MODAL MIX

(millions of tons)



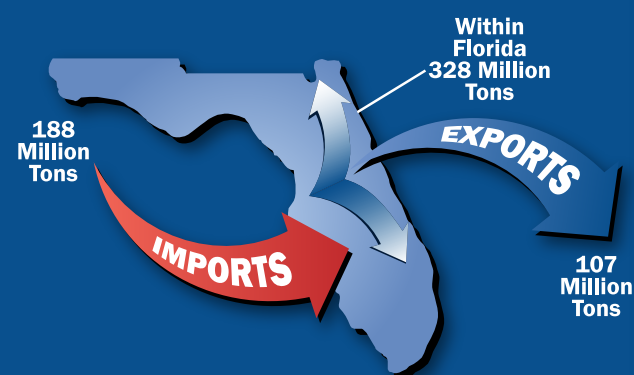
Source: Trade & Logistics Study, Florida Chamber 2009

Top Business Sector Initiatives for Retention and Promotion

1. Clean Energy
2. Information Technology
3. Life Sciences
4. Aviation/ Aerospace
5. Homeland Security/ Defense
6. Financial/ Professional Services

Source: Florida Chamber of Commerce

TOTAL FREIGHT FLOWS



Source: Trade & Logistics Study, Florida Chamber 2009

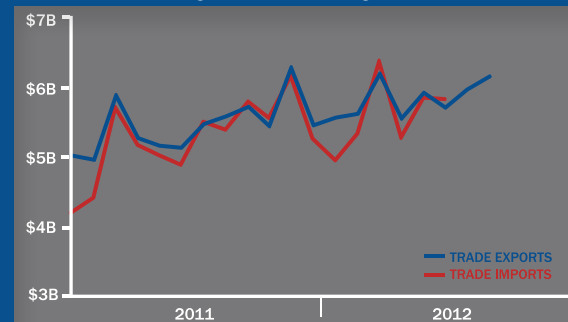
Top International Trade Partners

The state of Florida is a major international hub accounting for approximately \$149 billion in international trade activity in 2011.

EXPORTS		IMPORTS	
1. Switzerland		1. China	
2. Brazil		2. Mexico	
3. Venezuela		3. Japan	
4. Canada		4. Canada	
5. Colombia		5. Colombia	

Source: Trade & Logistics Study, Florida Chamber 2009

FLORIDA TRADE ACTIVITY



Key Transportation and Freight Facilities

STRATEGIC INTERMODAL SYSTEM (SIS) HIGHWAYS		I-10, I-95, US 1, US 301
SIS RAILROADS		CSX, FEC, Norfolk Southern
SIS AIRPORTS		Jacksonville International Airport
SIS SEAPORTS		Port of Jacksonville (JAXPORT)
NON SIS STATE HIGHWAYS		US 17, US 90, SR A1A, SR 10, SR 21, SR 115, SR 202, SR 228
GENERAL AVIATION AIRPORTS		Cecil Airport, Craig Airport, Herlong Airport



Top Imports


INBOUND FREIGHT	TRUCK TONNAGE
1. Bulk Movement in Boxcars	3,413,881
2. Petroleum or Coal Products	3,258,062
3. Farm Products	3,147,517
4. Food or Kindred Products	1,199,874
5. Clay, Concrete, Glass or Stone	1,131,201

Source: IHS Global Inc.'s Transearch, 2011

Top Exports

OUTBOUND FREIGHT	TRUCK TONNAGE
1. Bulk Movement in Boxcars	3,324,867
2. Petroleum or Coal Products	2,643,863
3. Food or Kindred Products	1,470,256
4. Clay, Concrete, Glass or Stone	1,249,438
5. Transportation Equipment	1,077,103

Source: IHS Global Inc.'s Transearch, 2011



Top Trading Partners

IMPORTS	TRUCK TONNAGE
Miami-Dade County, FL	1,509,745
Chatham County, GA	1,056,093
Palm Beach County, FL	632,481
St. Johns County, FL	603,417
Galveston County, TX	507,759

Source: IHS Global Inc.'s Transearch, 2011

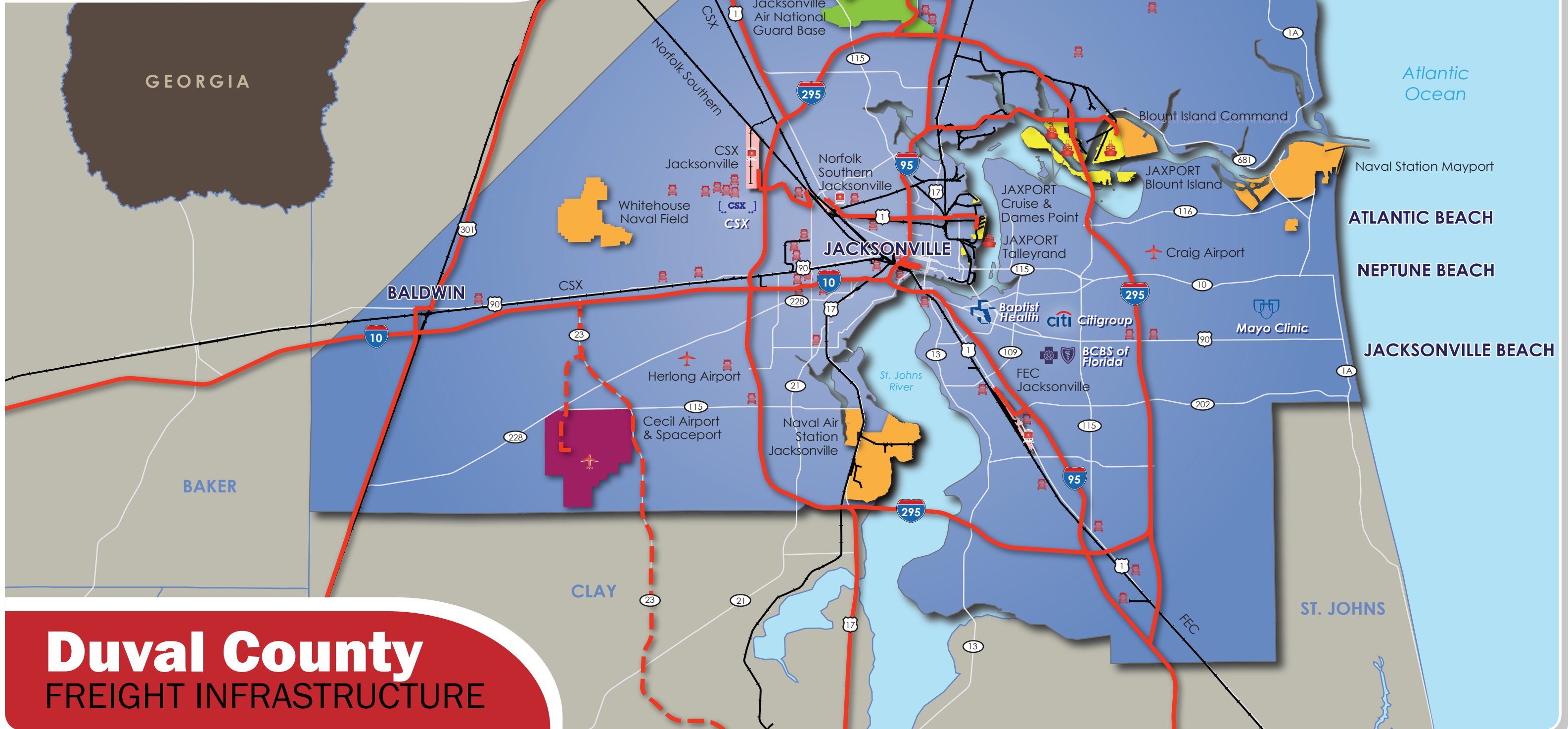
Top Trading Partners

EXPORTS	TRUCK TONNAGE
Miami-Dade County, FL	1,119,984
Volusia County, FL	806,965
Chatham County, GA	673,944
Orange County, FL	566,585
Broward County, FL	556,384

Source: IHS Global Inc.'s Transearch, 2011

LEGEND

- Strategic Intermodal System (SIS) Highways
- - - Strategic Intermodal System (SIS) Highways
- +—+—+— Rail Lines
- Other State Highways
- Citigroup** Largest Employers by Number of Employees
- Freight Distribution Centers
- SIS Airports
- Seaports
- Rail Freight Terminals
- Spaceports
- Military Installations
- Airports - General Aviation



Duval County
FREIGHT INFRASTRUCTURE