



136 S. Bronough Street
Tallahassee, Florida 32301



800 N. Magnolia Avenue, Suite 1100
Orlando, Florida 32803
(407) 956-5600



1580 Waldo Palmer Lane, Suite 1
Tallahassee, Florida 32308
(850) 921-1119



A message from Governor
Scott on the future of
Florida's Freight and Trade

DESOTO COUNTY FREIGHT & LOGISTICS OVERVIEW

FLORIDA DEPARTMENT OF TRANSPORTATION


FDOT CONTACTS

Ananth Prasad, P.E.
Secretary of Transportation
Phone (850) 414-5205
Ananth.Prasad@dot.state.fl.us

Juan Flores
Administrator, Freight Logistics &
Passenger Operations
Phone (850) 414-5245
Juan.Flores@dot.state.fl.us

Richard Biter
Assistant Secretary for Intermodal
Systems Development
Phone (850) 414-5235
Richard.Biter@dot.state.fl.us

Bill Hattaway
District 1, Secretary
Phone (863) 519-2201
Billy.Hattaway@dot.state.fl.us



Federal Legislative Contacts

United States Senate
Bill Nelson
Phone (202) 224-5274


United States Senate
Marco Rubio
Phone (202) 224-3071

US House of Representatives
District 17, Thomas Rooney
Phone (202) 225-5792

State Legislative Contacts:

Florida Senate
District 26, Bill Galvano
Phone (850) 487-5026

Florida House of Representatives
District 56, Ben Albritton
Phone (850) 717-5056



FDOT MISSION:

THE DEPARTMENT WILL PROVIDE A SAFE TRANSPORTATION SYSTEM THAT ENSURES THE MOBILITY OF PEOPLE AND GOODS, ENHANCES ECONOMIC PROSPERITY AND PRESERVES THE QUALITY OF OUR ENVIRONMENT AND COMMUNITIES.



In recognition of the significant role that freight mobility plays as an economic driver for the state, an Office of Freight, Logistics and Passenger Operations has been created at FDOT. This office has been tasked with meeting the requirements of legislation in Florida House Bill 599, as well as meeting national freight guidance offered in H.R. 4348, the Moving Ahead for Progress in the 21st Century Act (MAP-21).

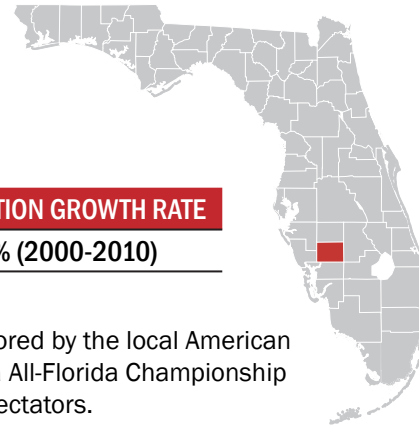
HB599 requires FDOT to lead the development of a plan to "enhance the integration and connectivity of the transportation system across and between transportation modes throughout the state." For this reason, Florida is already on schedule to meet MAP-21 guidelines and has become a leader in freight issues through its ongoing work in developing a Freight Mobility and Trade Plan. For more information, please see www.freightmovesflorida.com.



January 2013

DeSoto County

FREIGHT & LOGISTICS OVERVIEW



COUNTY SEAT	LARGEST CITY	AREA	POPULATION	POPULATION GROWTH RATE
Arcadia, FL	Arcadia, FL	640 square miles	34,862	8.2% (2000-2010)

Primary Economic Development Contact: <http://www.co.desoto.fl.us/>

- The first official rodeo in Florida is said to have been held in Arcadia, November 1929, sponsored by the local American Legion Post. Arcadia's rodeo has grown in size, comparable to any in the country. The Arcadia All-Florida Championship Rodeo is twice a year and the annual Bull-A-Rama Extravaganza draws more than 10,000 spectators.
- Much like it was over a hundred years ago, DeSoto County's main source of economy relies on citrus groves, phosphate, and cattle.
- Most of the historical buildings you find today in Arcadia were built after 1905, after a Thanksgiving Day fire destroyed a major portion of the town.



Top 5 Growing Industries

INDUSTRY	NET JOB CREATION
1. Retail Trade	66
2. Transportation and Warehousing	23
3. Accommodation and Food Services	15
4. Wholesale Trade	15
5. Information	7

Source: Florida Department of Economic Opportunity, Labor Market Statistics Center, LEHD State of Florida County Reports-Quarterly Workforce Indicators 2010-2011



Largest Industry Sectors by Employment

INDUSTRY SECTORS	% OF WORKFORCE
1. Trade, Transportation, and Utilities	22.9%
2. Public Administration	17.7%
3. Natural Resources and Mining	15.3%

Source: Enterprise Florida



Major Private Sector Employers

EMPLOYER	BUSINESS LINE	NUMBER OF EMPLOYEES
1. Wal-Mart Distribution Center	Distribution/ Logistics	502
2. Wal-Mart	Retail	300
3. Desoto Memorial Hospital	Healthcare	290
4. Peace River Citrus	Citrus Juice	140
5. Bethel Farms	Lawn & Gardening Items Production	87

Source: Enterprise Florida

Florida infrastructure moves 762 million tons of freight traffic annually.

The state highway system sees 195,755 million annual vehicle miles of travel.

Truck travel accounted for approximately 11% of vehicle miles traveled on the SIS in 2010.

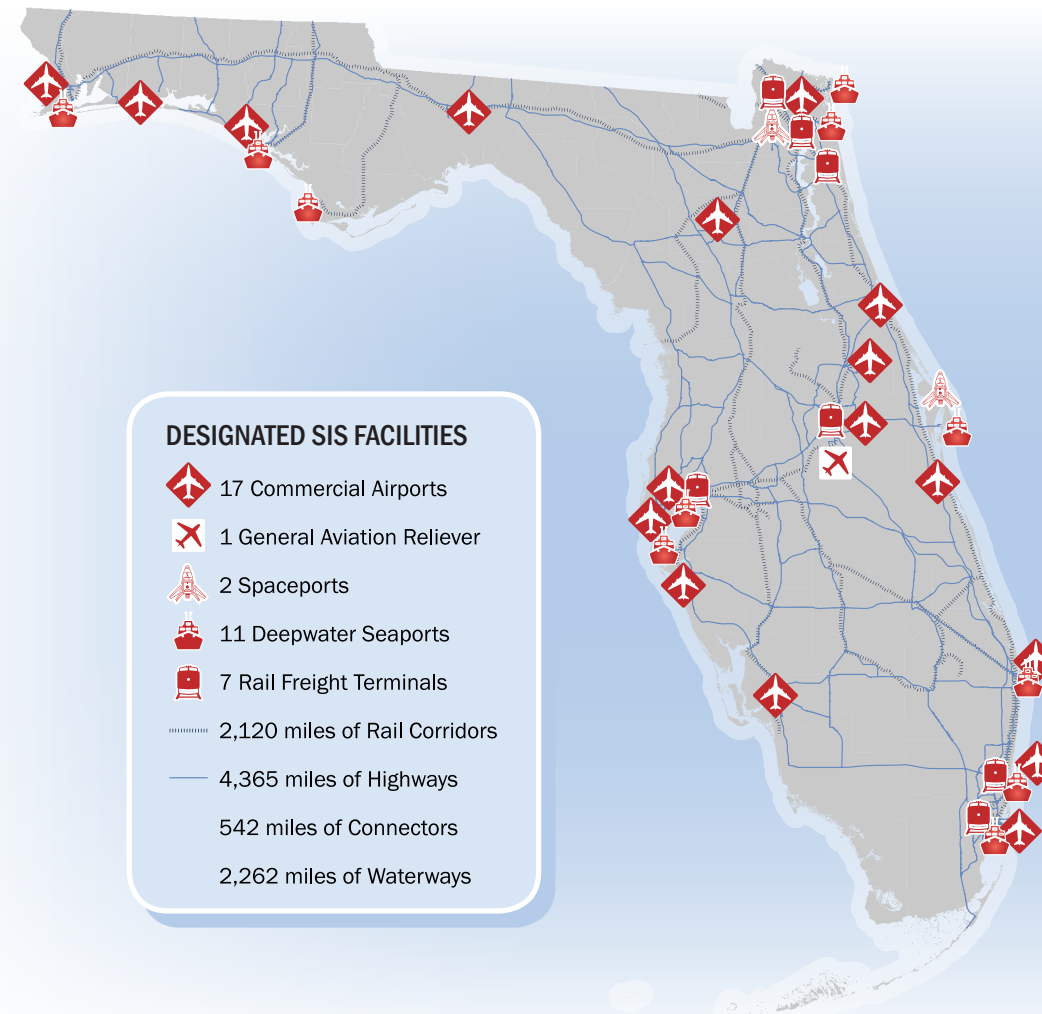
Florida has over 2,700 miles of rail lines, which move over 98 million tons of freight annually.

Florida's Strategic Intermodal System (SIS)

- Strategic** – Consists of statewide and regionally significant facilities and services
- Intermodal** – Contains all forms of transportation for moving both people and goods, including linkages for smooth and efficient transfers between modes and major facilities
- System** – Integrates individual facilities, services, forms of transportation (modes) and linkages into a single, integrated transportation network

The SIS was established to:

- Efficiently serve the mobility needs of Florida's citizens, businesses and visitors
- Help Florida become a worldwide economic leader, enhance economic prosperity and competitiveness, enrich quality of life and reflect responsible environmental stewardship



Florida has 784 aviation facilities, 129 public use, and 19 have commercial service.

The state boasts 2 spaceports and 5 active launch facilities.

Florida's 15 deepwater seaports moved 106.4 million tons of cargo and handled 2.8 million TEU's (20 foot equivalent container unit) in 2010.

Seven of the 15 seaports in Florida carried 12.7 million passengers, 12.1 million of which sailed on multi-day cruises in 2010.

100% of SIS waterborne freight in Florida is on a coastal or international shipping route.

16 Fortune 500 companies have their headquarters in Florida.

Florida

FREIGHT & LOGISTICS OVERVIEW

POPULATION	POPULATION RANK	AREA	AREA RANK	POPULATION GROWTH RATE
18.8 million	4th	53,625 sq. mi.	22nd	17.6% (2000-2010)

Chamber of Commerce website: <http://www.flchamber.org>

Top Employment Sectors

(Nonagricultural Business Groups by Industry)

1. Trade, Transportation, and Utilities
2. Education and Health Services
3. Government Services
4. Professional and Business Services
5. Healthcare and Social Assistance
6. Leisure and Hospitality

Source: Department of Economic Opportunity-Current Employment Statistics (2012)

Top Business Sector Initiatives for Retention and Promotion

1. Clean Energy
2. Information Technology
3. Life Sciences
4. Aviation/ Aerospace
5. Homeland Security/ Defense
6. Financial/ Professional Services

Source: Florida Chamber of Commerce

Top International Trade Partners

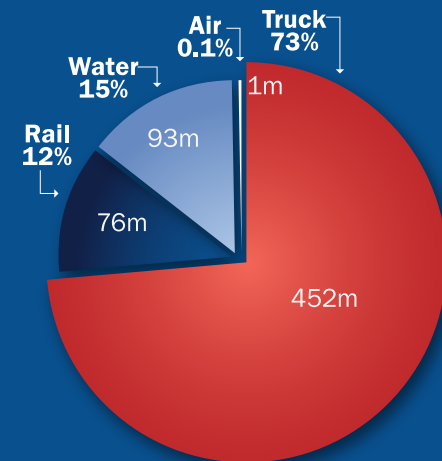
The state of

Florida is a major international hub accounting for approximately \$149 billion in international trade activity in 2011.

EXPORTS		IMPORTS	
1. Switzerland		1. China	
2. Brazil		2. Mexico	
3. Venezuela		3. Japan	
4. Canada		4. Canada	
5. Colombia		5. Colombia	

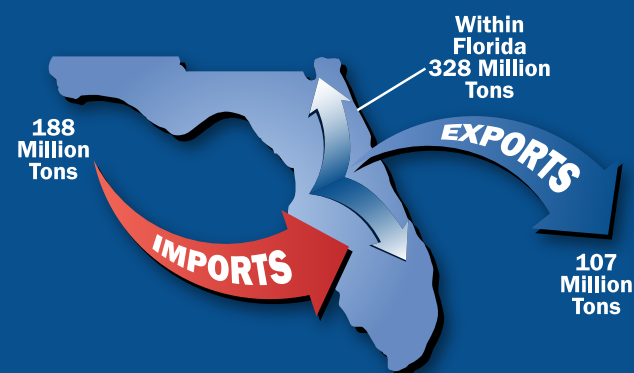
Source: Trade & Logistics Study, Florida Chamber 2009

DOMESTIC AND INTERNATIONAL MODAL MIX (millions of tons)



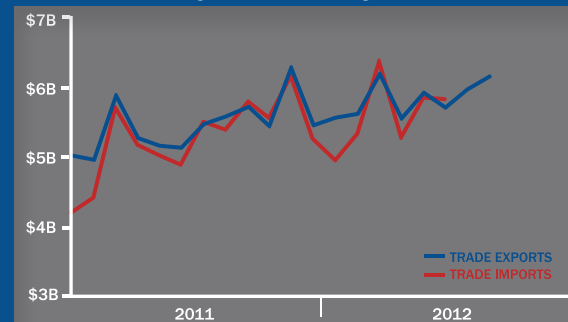
Source: Trade & Logistics Study, Florida Chamber 2009

TOTAL FREIGHT FLOWS



Source: Trade & Logistics Study, Florida Chamber 2009

FLORIDA TRADE ACTIVITY



Key Transportation and Freight Facilities

STRATEGIC INTERMODAL SYSTEM (SIS) HIGHWAYS		US 17, SR 70
SIS RAILROADS		CSX, Seminole Gulf Railway
SIS AIRPORTS		Sarasota-Manatee International Airport
SEAPORTS		Manatee Port Authority
NON SIS STATE HIGHWAYS		SR 72, SR 31
GENERAL AVIATION AIRPORTS		DeSoto County Airport, Punta Gorda Airport



Top Imports

INBOUND FREIGHT	TRUCK TONNAGE
1. Nonmetallic Minerals	96,227
2. Bulk Movement in Boxcars	89,722
3. Food or Kindred Products	81,857
4. Farm Products	41,611
5. Petroleum or Coal Products	24,854

Source: IHS Global Inc.'s Transearch, 2011

Top Exports

OUTBOUND FREIGHT	TRUCK TONNAGE
1. Farm Products	816,216
2. Food or Kindred Products	115,805
3. Nonmetallic Minerals	78,991
4. Lumber or Wood Products	36,864
5. Clay, Concrete, Glass or Stone	11,387

Source: IHS Global Inc.'s Transearch, 2011



Top Trading Partners

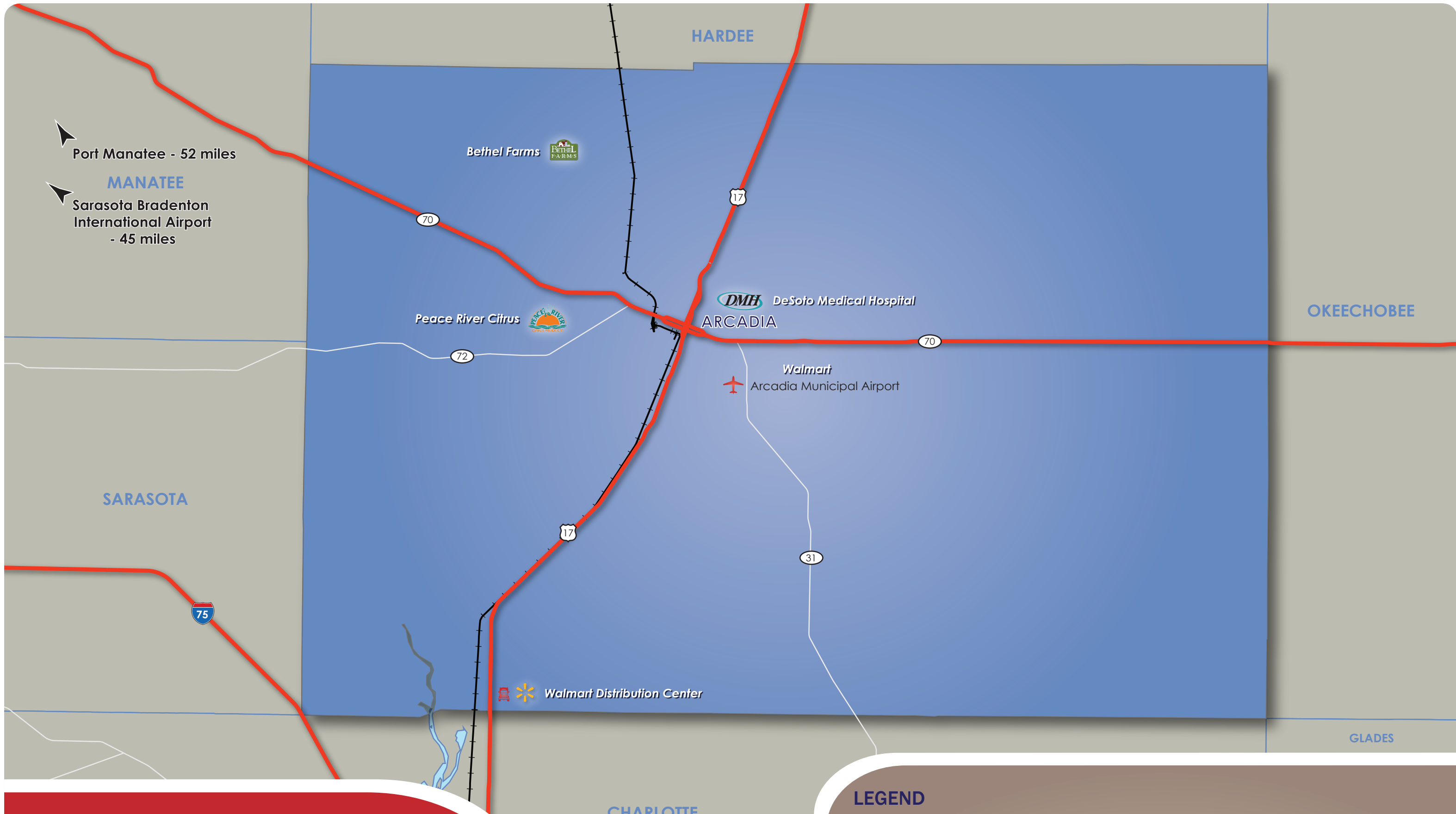
IMPORTS	TRUCK TONNAGE
Lee County, FL	55,976
Palm Beach County, FL	29,538
Miami-Dade County, FL	27,836
Charlotte County, FL	24,470
Broward County, FL	18,980

Source: IHS Global Inc.'s Transearch, 2011

Top Trading Partners

EXPORTS	TRUCK TONNAGE
Miami-Dade County, FL	95,746
Lee County, FL	42,929
Palm Beach County, FL	24,263
Hillsborough County, FL	22,345
Sarasota County, FL	20,706

Source: IHS Global Inc.'s Transearch, 2011



DeSoto County

FREIGHT INFRASTRUCTURE

LEGEND

- Strategic Intermodal System (SIS) Highways
- Rail Lines
- Other State Highways
- ▶ Nearby Key Transportation Facilities (Mileage from County Seat)
- Bethel Largest Employers by Number of Employees
- ✈ Airports - General Aviation
- 🚚 Freight Distribution Centers

Port Manatee - 52 miles
MANATEE
 Sarasota Bradenton
 International Airport
 - 45 miles

SARASOTA

HARDEE

OKEECHOBEE

GLADES

CHARLOTTE

Bethel Farms

Peace River Citrus

DMH DeSoto Medical Hospital

ARCADIA

Walmart
Arcadia Municipal Airport

Walmart Distribution Center