



136 S. Bronough Street
Tallahassee, Florida 32301



800 N. Magnolia Avenue, Suite 1100
Orlando, Florida 32803
(407) 956-5600



1580 Waldo Palmer Lane, Suite 1
Tallahassee, Florida 32308
(850) 921-1119



A message from Governor
Scott on the future of
Florida's Freight and Trade

COLUMBIA COUNTY FREIGHT & LOGISTICS OVERVIEW

FLORIDA DEPARTMENT OF TRANSPORTATION


FDOT CONTACTS

Ananth Prasad, P.E.
Secretary of Transportation
Phone (850) 414-5205
Ananth.Prasad@dot.state.fl.us

Juan Flores
Administrator, Freight Logistics &
Passenger Operations
Phone (850) 414-5245
Juan.Flores@dot.state.fl.us

Richard Biter
Assistant Secretary for Intermodal
Systems Development
Phone (850) 414-5235
Richard.Biter@dot.state.fl.us

Greg Evans
District 2, Secretary
Phone (386) 961-7800
Greg.Evans@dot.state.fl.us



Federal Legislative Contacts

United States Senate
Bill Nelson
Phone (202) 224-5274


United States Senate
Marco Rubio
Phone (202) 224-3071

US House of Representatives
District 3, Ted Yoho
Phone (202) 225-5744

State Legislative Contacts:

Florida Senate
District 5, Charles S. "Charlie" Dean
Phone (850) 487-500

Florida House of Representatives
District 10, Elizabeth W. Porter
Phone (850) 717-5010



FDOT MISSION:
THE DEPARTMENT WILL PROVIDE A SAFE TRANSPORTATION SYSTEM THAT ENSURES THE MOBILITY OF PEOPLE AND GOODS, ENHANCES ECONOMIC PROSPERITY AND PRESERVES THE QUALITY OF OUR ENVIRONMENT AND COMMUNITIES.



In recognition of the significant role that freight mobility plays as an economic driver for the state, an Office of Freight, Logistics and Passenger Operations has been created at FDOT. This office has been tasked with meeting the requirements of legislation in Florida House Bill 599, as well as meeting national freight guidance offered in H.R. 4348, the Moving Ahead for Progress in the 21st Century Act (MAP-21).

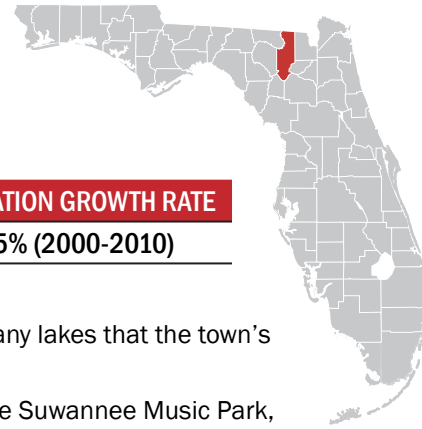
HB599 requires FDOT to lead the development of a plan to "enhance the integration and connectivity of the transportation system across and between transportation modes throughout the state." For this reason, Florida is already on schedule to meet MAP-21 guidelines and has become a leader in freight issues through its ongoing work in developing a Freight Mobility and Trade Plan. For more information, please see www.freightmovesflorida.com.



January 2013

Columbia County

FREIGHT & LOGISTICS OVERVIEW



COUNTY SEAT	LARGEST CITY	AREA	POPULATION	POPULATION GROWTH RATE
Lake City, FL	Lake City, FL	801 square miles	67,531	19.5% (2000-2010)

Primary Economic Development Contact: <http://www.columbiacountyfla.com/>

- Columbia County and North Florida are filled with numerous lakes and rivers, there are so many lakes that the town's name was changed from "Alligator" to "Lake City" in 1859.
- Within easy driving distance, you'll find the historic Stephen Foster State Park, the Spirit of the Suwannee Music Park, O'Leno State Park, and Olustee Battlefield.
- Lake City and Columbia County are the hub for the nation's most outstanding canoeing, tubing and diving venues. Being the best has earned this area the title "Freshwater Recreation Capital of America".



Top 5 Growing Industries

INDUSTRY	NET JOB CREATION
1. Manufacturing	244
2. Retail Trade	224
3. Accommodation and Food Services	199
4. Administrative, Support, Waste Management and Remediation Services	51
5. Professional, Scientific, and Technical Services	24

Source: Florida Department of Economic Opportunity, Labor Market Statistics Center. LEHD State of Florida County Reports-Quarterly Workforce Indicators 2010-2011.



Largest Industry Sectors by Employment

INDUSTRY SECTORS	% OF WORKFORCE
1. Education and Health Services	21.2%
2. Trade, Transportation, and Utilities	18.0%
3. Leisure and Hospitality	10.2%

Source: Enterprise Florida



Major Private Sector Employers

EMPLOYER	BUSINESS LINE	NUMBER OF EMPLOYEES
1. VA Medical Center	Healthcare	1,049
2. Sitel	Computer Support Services	750
3. PCS Phosphate-White Springs	Phosphate Mining	715
4. TIMCO	Aircraft Maintenance	713
5. Anderson Columbia Company	Asphalt Paving	527

Source: Enterprise Florida

Florida infrastructure moves 762 million tons of freight traffic annually.

The state highway system sees 195,755 million annual vehicle miles of travel.

Truck travel accounted for approximately 11% of vehicle miles traveled on the SIS in 2010.

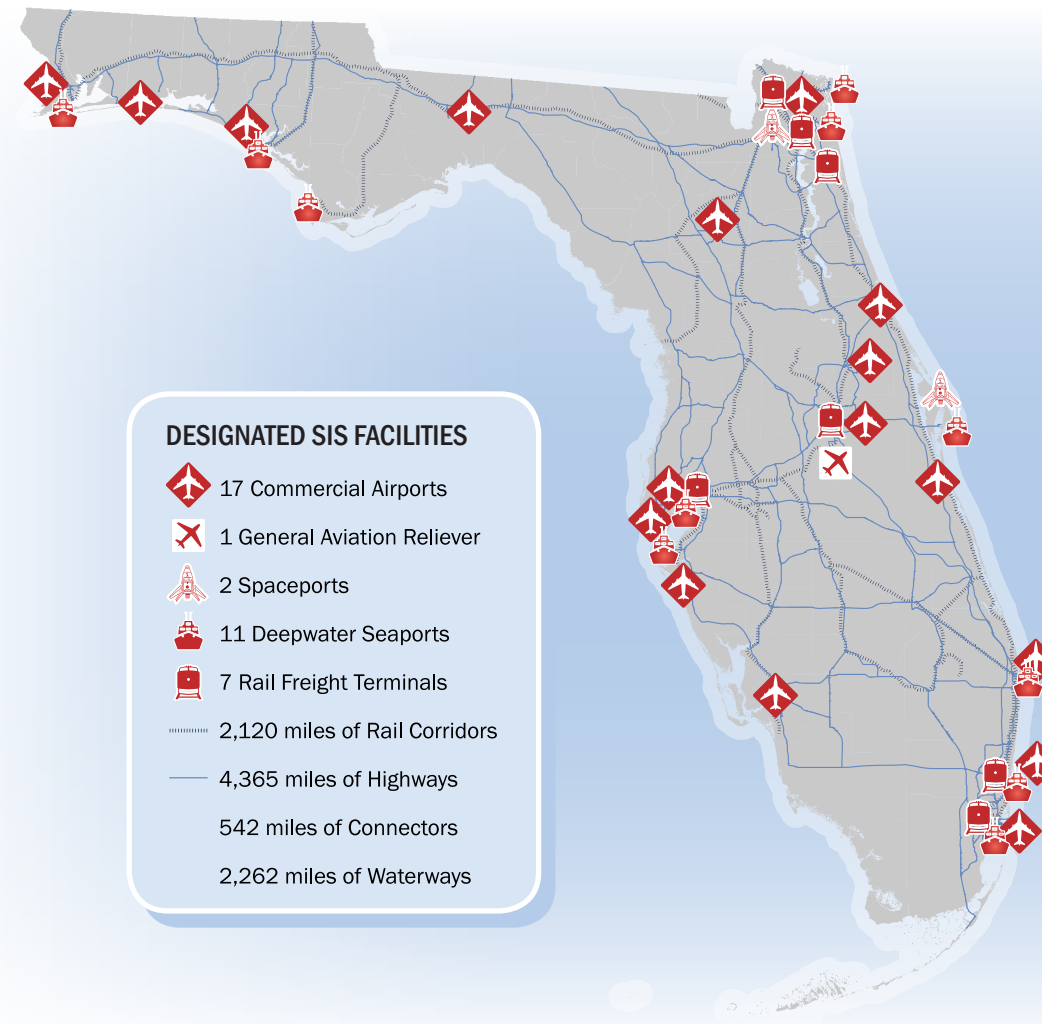
Florida has over 2,700 miles of rail lines, which move over 98 million tons of freight annually.

Florida's Strategic Intermodal System (SIS)

- **Strategic** – Consists of statewide and regionally significant facilities and services
- **Intermodal** – Contains all forms of transportation for moving both people and goods, including linkages for smooth and efficient transfers between modes and major facilities
- **System** – Integrates individual facilities, services, forms of transportation (modes) and linkages into a single, integrated transportation network

The SIS was established to:

- Efficiently serve the mobility needs of Florida's citizens, businesses and visitors
- Help Florida become a worldwide economic leader, enhance economic prosperity and competitiveness, enrich quality of life and reflect responsible environmental stewardship



Florida has 784 aviation facilities, 129 public use, and 19 have commercial service.

The state boasts 2 spaceports and 5 active launch facilities.

Florida's 15 deepwater seaports moved 106.4 million tons of cargo and handled 2.8 million TEU's (20 foot equivalent container unit) in 2010.

Seven of the 15 seaports in Florida carried 12.7 million passengers, 12.1 million of which sailed on multi-day cruises in 2010.

100% of SIS waterborne freight in Florida is on a coastal or international shipping route.

16 Fortune 500 companies have their headquarters in Florida.

Florida

FREIGHT & LOGISTICS OVERVIEW

POPULATION	POPULATION RANK	AREA	AREA RANK	POPULATION GROWTH RATE
18.8 million	4th	53,625 sq. mi.	22nd	17.6% (2000-2010)

Chamber of Commerce website: <http://www.flchamber.org>

Top Employment Sectors

(Nonagricultural Business Groups by Industry)

1. Trade, Transportation, and Utilities
2. Education and Health Services
3. Government Services
4. Professional and Business Services
5. Healthcare and Social Assistance
6. Leisure and Hospitality

Source: Department of Economic Opportunity-Current Employment Statistics (2012)

Top Business Sector Initiatives for Retention and Promotion

1. Clean Energy
2. Information Technology
3. Life Sciences
4. Aviation/ Aerospace
5. Homeland Security/ Defense
6. Financial/ Professional Services

Source: Florida Chamber of Commerce

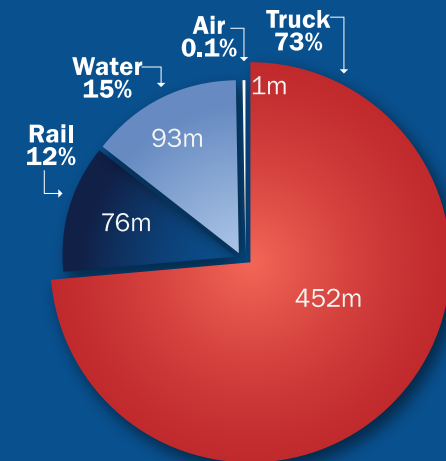
Top International Trade Partners

The state of Florida is a major international hub accounting for approximately \$149 billion in international trade activity in 2011.

EXPORTS		IMPORTS	
1. Switzerland		1. China	
2. Brazil		2. Mexico	
3. Venezuela		3. Japan	
4. Canada		4. Canada	
5. Colombia		5. Colombia	

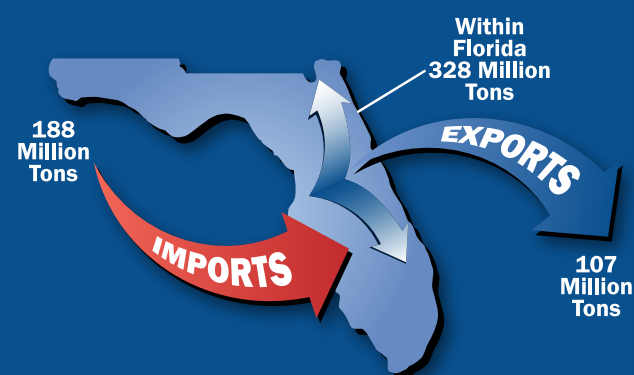
Source: Trade & Logistics Study, Florida Chamber 2009

DOMESTIC AND INTERNATIONAL MODAL MIX (millions of tons)



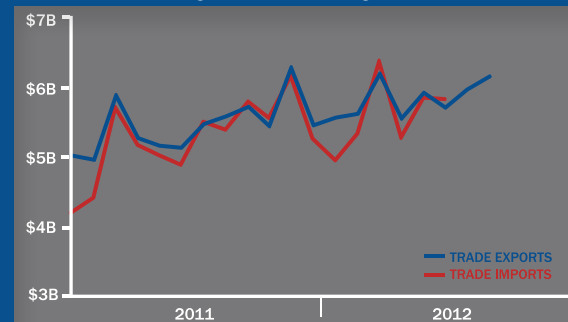
Source: Trade & Logistics Study, Florida Chamber 2009

TOTAL FREIGHT FLOWS




Source: Trade & Logistics Study, Florida Chamber 2009

FLORIDA TRADE ACTIVITY



Key Transportation and Freight Facilities

STRATEGIC INTERMODAL SYSTEM (SIS) HIGHWAYS		I-10, I-75, SR 100
SIS RAILROADS		CSX
SIS AIRPORTS		Gainesville Regional Airport
SEAPORTS		Port of Jacksonville
NON SIS STATE HIGHWAYS		US 441, US 41, US 90, SR 47, SR 247
GENERAL AVIATION AIRPORTS		Lake City Municipal Airport



Top Imports

INBOUND FREIGHT	TRUCK TONNAGE
1. Bulk Movement in Boxcars	171,076
2. Clay, Concrete, Glass or Stone	136,227
3. Nonmetallic Minerals	116,478
4. Food or Kindred Products	105,934
5. Lumber or Wood Products	73,997

Source: IHS Global Inc.'s Transearch, 2011

Top Exports

OUTBOUND FREIGHT	TRUCK TONNAGE
1. Nonmetallic Minerals	733,261
2. Bulk Movement in Boxcars	215,356
3. Clay, Concrete, Glass or Stone	143,028
4. Food or Kindred Products	40,454
5. Lumber or Wood Products	34,553

Source: IHS Global Inc.'s Transearch, 2011



Top Trading Partners

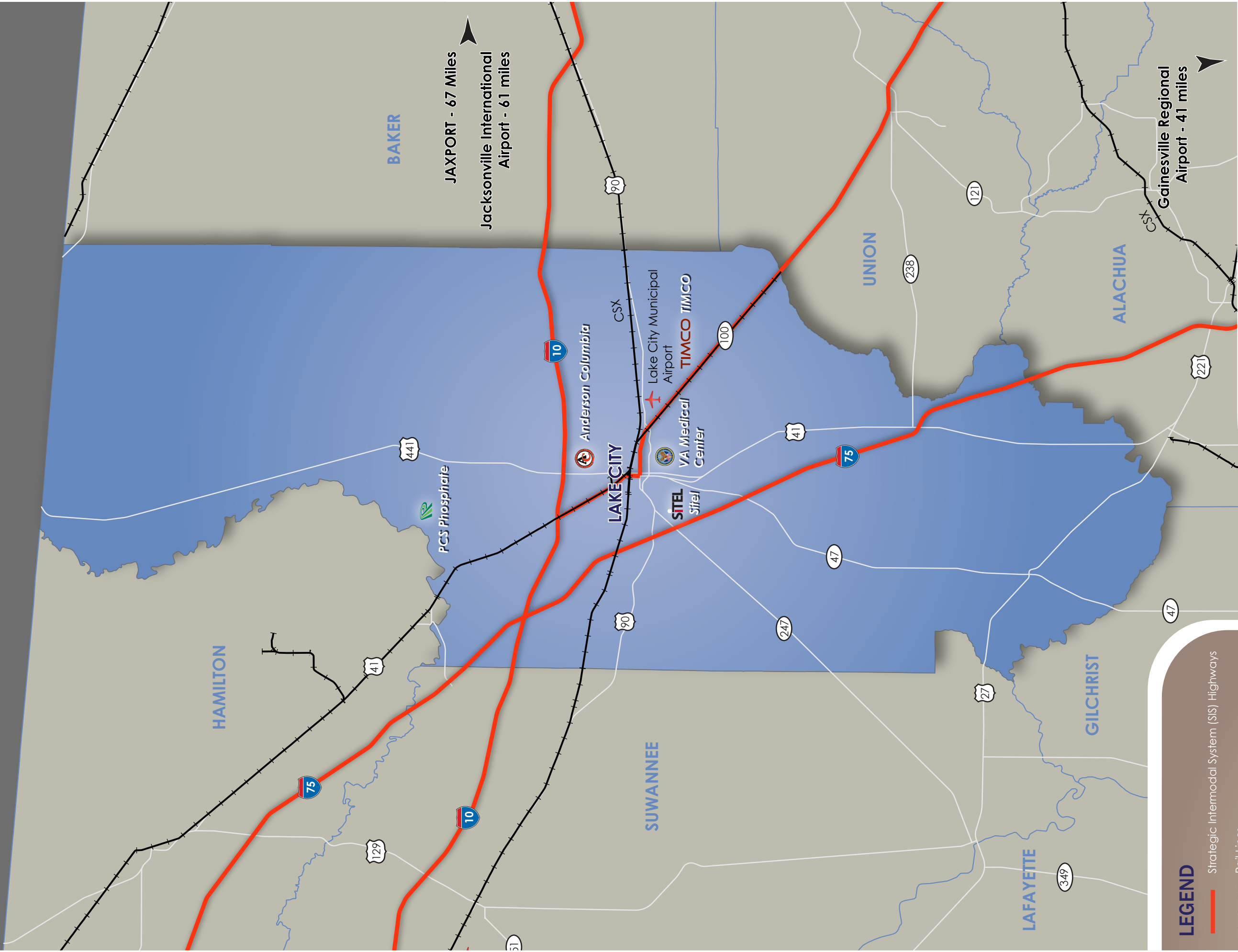
IMPORTS	TRUCK TONNAGE
Duval County, FL	110,853
Suwannee County, FL	68,555
Miami-Dade County, FL	62,517
Lafayette County, FL	40,309
Alachua County, FL	28,817

Source: IHS Global Inc.'s Transearch, 2011







Top Trading Partners

EXPORTS	TRUCK TONNAGE
Alachua County, FL	468,038
Duval County, FL	188,968
Baker County, FL	77,332
Gilchrist County, FL	34,603
Bradford County, FL	30,926

Source: IHS Global Inc.'s Transearch, 2011



LEGEND

-  Strategic Intermodal System (SIS) Highways
-  Rail Lines
-  Other State Highways
-  Largest Employers by Number of Employees
-  Airports - General Aviation
-  Nearby Key Transportation Facilities (Mileage from County Seat)

Columbia County

FREIGHT INFRASTRUCTURE