




136 S. Bronough Street
Tallahassee, Florida 32301



800 N. Magnolia Avenue, Suite 1100
Orlando, Florida 32803
(407) 956-5600



1580 Waldo Palmer Lane, Suite 1
Tallahassee, Florida 32308
(850) 921-1119



A message from Governor
Scott on the future of
Florida's Freight and Trade

CLAY COUNTY FREIGHT & LOGISTICS OVERVIEW

FLORIDA DEPARTMENT OF TRANSPORTATION


FDOT CONTACTS

Ananth Prasad, P.E.
Secretary of Transportation
Phone (850) 414-5205
Ananth.Prasad@dot.state.fl.us

Juan Flores
Administrator, Freight Logistics &
Passenger Operations
Phone (850) 414-5245
Juan.Flores@dot.state.fl.us

Richard Biter
Assistant Secretary for Intermodal
Systems Development
Phone (850) 414-5235
Richard.Biter@dot.state.fl.us

Greg Evans
District 2, Secretary
Phone (386) 961-7800
Greg.Evans@dot.state.fl.us



Federal Legislative Contacts

United States Senate
Bill Nelson
Phone (202) 224-5274

United States Senate
Marco Rubio
Phone (202) 224-3071

US House of Representatives
District 3, Ted Yoho
Phone (202) 225-5744


US House of Representatives
District 5, Corrine Brown
Phone (202) 225-0123

State Legislative Contacts:

Florida Senate
District 7, Rob Bradley
Phone (850) 487-5007

Florida House of Representatives
District 18, Travis Cummings
Phone (850) 717-5018

Florida House of Representatives
District 19, Charles E. VanZant
Phone (850) 717-5019



FDOT MISSION:

THE DEPARTMENT WILL PROVIDE A SAFE TRANSPORTATION SYSTEM THAT ENSURES THE MOBILITY OF PEOPLE AND GOODS, ENHANCES ECONOMIC PROSPERITY AND PRESERVES THE QUALITY OF OUR ENVIRONMENT AND COMMUNITIES.



In recognition of the significant role that freight mobility plays as an economic driver for the state, an Office of Freight, Logistics and Passenger Operations has been created at FDOT. This office has been tasked with meeting the requirements of legislation in Florida House Bill 599, as well as meeting national freight guidance offered in H.R. 4348, the Moving Ahead for Progress in the 21st Century Act (MAP-21).

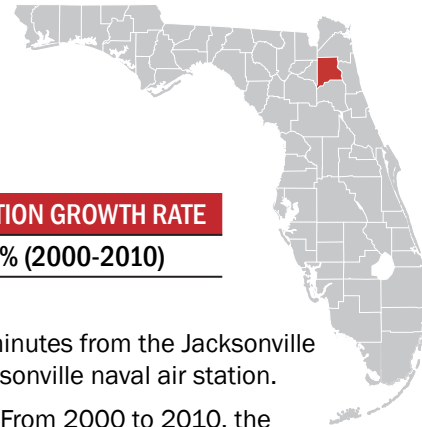
HB599 requires FDOT to lead the development of a plan to "enhance the integration and connectivity of the transportation system across and between transportation modes throughout the state." For this reason, Florida is already on schedule to meet MAP-21 guidelines and has become a leader in freight issues through its ongoing work in developing a Freight Mobility and Trade Plan. For more information, please see www.freightmovesflorida.com.



January 2013

Clay County

FREIGHT & LOGISTICS OVERVIEW



COUNTY SEAT	LARGEST CITY	AREA	POPULATION	POPULATION GROWTH RATE
Green Cove Springs, FL	Orange Park, FL	644 square miles	190,865	35.5% (2000-2010)

Primary Economic Development Contact: <http://www.clayedo.com/>

- Located in one of the nation's fastest growing regions, Clay County can be reached in thirty minutes from the Jacksonville International Airport, twenty minutes from downtown Jacksonville, and ten minutes from Jacksonville naval air station.
- Clay County has been one of the fastest growing counties in Florida for the last two decades. From 2000 to 2010, the population increased from 140,000 to 190,000 residents, an increase of 35%, which was more than double the growth rate of Florida.
- Year round special events include the county's annual blue ribbon agricultural fair, hunter/jumper horse shows, monster truck rallies, rodeos, Scottish Highland games, the Wizard of Oz Festival.



Top 5 Growing Industries

INDUSTRY	NET JOB CREATION
1. Retail Trade	563
2. Accommodation and Food Services	296
3. Health and Social Assistance	168
4. Transportation and Warehousing	131
5. Arts, Entertainment, and Recreation	66

Source: Florida Department of Economic Opportunity, Labor Market Statistics Center, LEHD State of Florida County Reports-Quarterly Workforce Indicators 2010-2011



Largest Industry Sectors by Employment

INDUSTRY SECTORS	% OF WORKFORCE
1. Trade, Transportation, and Utilities	22.3%
2. Education and Health Services	17.4%
3. Leisure and Hospitality	14.6%

Source: Enterprise Florida



Major Private Sector Employers

EMPLOYER	BUSINESS LINE	NUMBER OF EMPLOYEES
1. Orange Park Medical Center	Medical Center	950
2. HCA Patient Account Services	Business Services	560
3. AT&T	Telecommunications	425
4. Clay Electric Cooperative	Electric Power	413
5. Challenge Enterprises	Non-Profit Organization	336

Source: Enterprise Florida

Florida infrastructure moves 762 million tons of freight traffic annually.

The state highway system sees 195,755 million annual vehicle miles of travel.

Truck travel accounted for approximately 11% of vehicle miles traveled on the SIS in 2010.

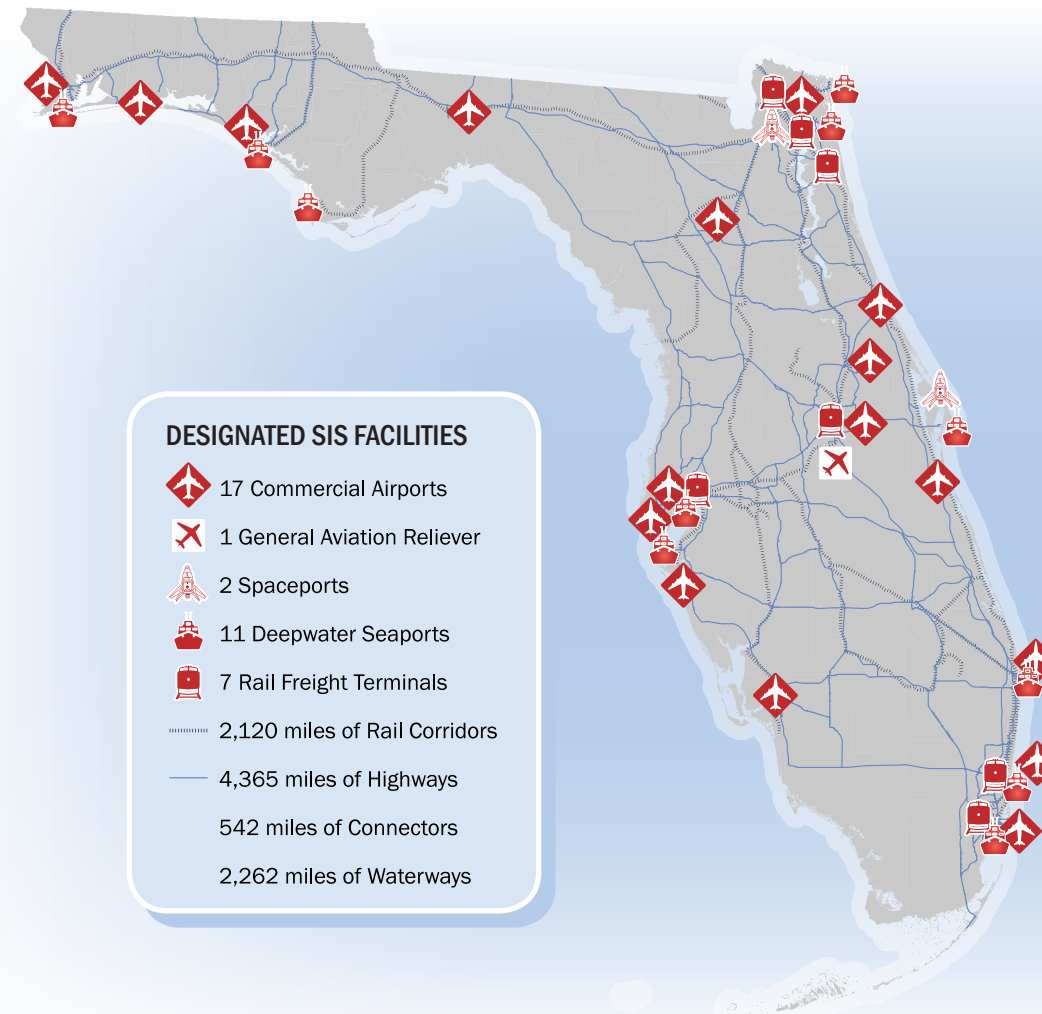
Florida has over 2,700 miles of rail lines, which move over 98 million tons of freight annually.

Florida's Strategic Intermodal System (SIS)

- **Strategic** – Consists of statewide and regionally significant facilities and services
- **Intermodal** – Contains all forms of transportation for moving both people and goods, including linkages for smooth and efficient transfers between modes and major facilities
- **System** – Integrates individual facilities, services, forms of transportation (modes) and linkages into a single, integrated transportation network

The SIS was established to:

- Efficiently serve the mobility needs of Florida's citizens, businesses and visitors
- Help Florida become a worldwide economic leader, enhance economic prosperity and competitiveness, enrich quality of life and reflect responsible environmental stewardship



Florida has 784 aviation facilities, 129 public use, and 19 have commercial service.

The state boasts 2 spaceports and 5 active launch facilities.

Florida's 15 deepwater seaports moved 106.4 million tons of cargo and handled 2.8 million TEU's (20 foot equivalent container unit) in 2010.

Seven of the 15 seaports in Florida carried 12.7 million passengers, 12.1 million of which sailed on multi-day cruises in 2010.

100% of SIS waterborne freight in Florida is on a coastal or international shipping route.

16 Fortune 500 companies have their headquarters in Florida.

Florida

FREIGHT & LOGISTICS OVERVIEW

POPULATION	POPULATION RANK	AREA	AREA RANK	POPULATION GROWTH RATE
18.8 million	4th	53,625 sq. mi.	22nd	17.6% (2000-2010)

Chamber of Commerce website: <http://www.flchamber.org>

Top Employment Sectors

(Nonagricultural Business Groups by Industry)

1. Trade, Transportation, and Utilities
2. Education and Health Services
3. Government Services
4. Professional and Business Services
5. Healthcare and Social Assistance
6. Leisure and Hospitality

Source: Department of Economic Opportunity-Current Employment Statistics (2012)

Top Business Sector Initiatives for Retention and Promotion

1. Clean Energy
2. Information Technology
3. Life Sciences
4. Aviation/ Aerospace
5. Homeland Security/ Defense
6. Financial/ Professional Services

Source: Florida Chamber of Commerce

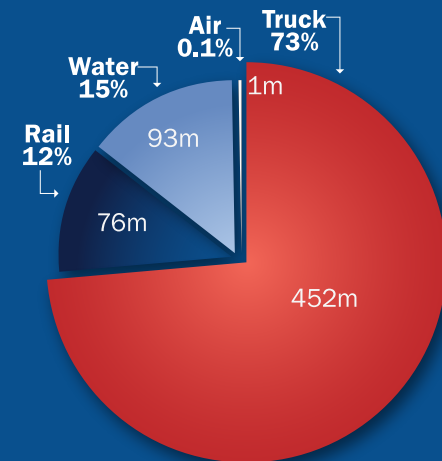
Top International Trade Partners

The state of Florida is a major international hub accounting for approximately \$149 billion in international trade activity in 2011.

EXPORTS		IMPORTS	
1. Switzerland		1. China	
2. Brazil		2. Mexico	
3. Venezuela		3. Japan	
4. Canada		4. Canada	
5. Colombia		5. Colombia	

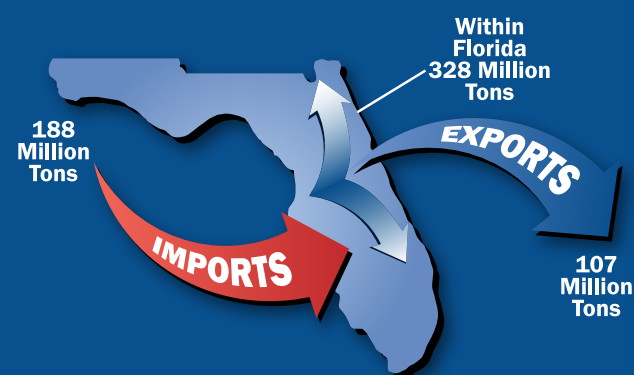
Source: Trade & Logistics Study, Florida Chamber 2009

DOMESTIC AND INTERNATIONAL MODAL MIX (millions of tons)



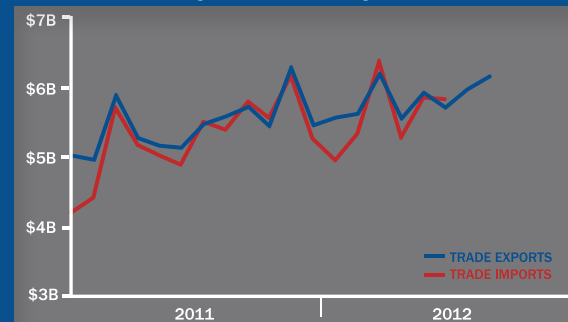
Source: Trade & Logistics Study, Florida Chamber 2009

TOTAL FREIGHT FLOWS



Source: Trade & Logistics Study, Florida Chamber 2009

FLORIDA TRADE ACTIVITY



Key Transportation and Freight Facilities

STRATEGIC INTERMODAL SYSTEM (SIS) HIGHWAYS		I-295, US 17, SR 100, First Coast Outer Beltway
SIS RAILROADS		CSX
SIS AIRPORTS		Jacksonville International Airport, Gainesville Regional Airport
SEAPORTS		Jacksonville Port Authority
NON SIS STATE HIGHWAYS		SR 16, SR 21, SR 224, SR 230
GENERAL AVIATION AIRPORTS		Keystone Heights Airpark



Top Imports

INBOUND FREIGHT	TRUCK TONNAGE
1. Bulk Movement in Boxcars	459,074
2. Nonmetallic Minerals	323,807
3. Clay, Concrete, Glass or Stone	186,830
4. Lumber or Wood Products	93,911
5. Food or Kindred Products	88,658

Source: IHS Global Inc.'s Transearch, 2011

Top Exports

OUTBOUND FREIGHT	TRUCK TONNAGE
1. Clay, Concrete, Glass or Stone	403,740
2. Nonmetallic Minerals	211,462
3. Lumber or Wood Products	197,704
4. Petroleum or Coal Products	104,359
5. Bulk Movement in Boxcars	50,578

Source: IHS Global Inc.'s Transearch, 2011



Top Trading Partners

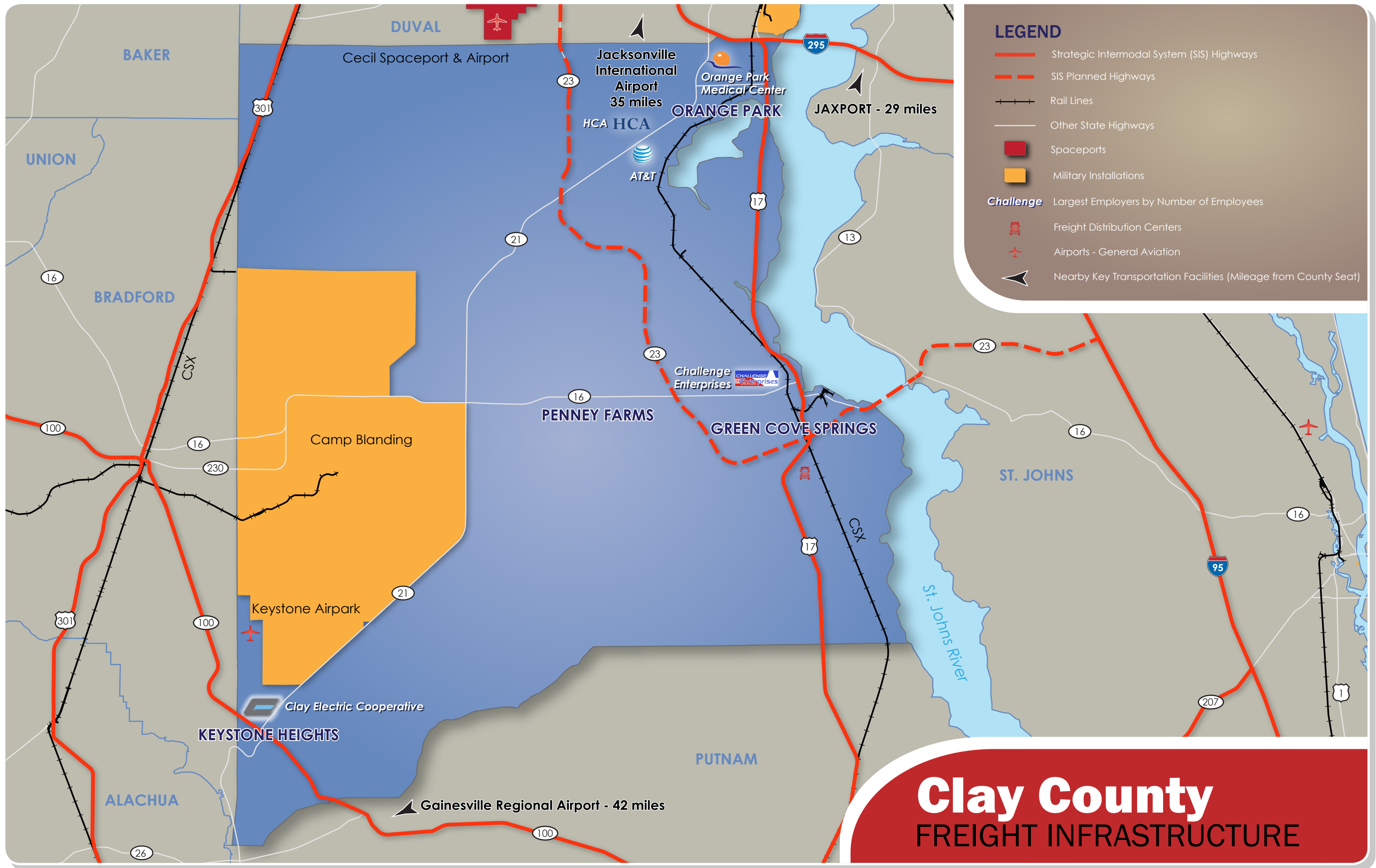
IMPORTS	TRUCK TONNAGE
Duval County, FL	432,921
Miami-Dade County, FL	138,785
Alachua County, FL	51,584
Chatham County, GA	50,223
Putnam County, FL	48,586

Source: IHS Global Inc.'s Transearch, 2011

Top Trading Partners

EXPORTS	TRUCK TONNAGE
Duval County, FL	279,799
Putnam County, FL	85,485
Marion County, FL	46,102
Volusia County, FL	44,912
Nassau County, FL	36,556

Source: IHS Global Inc.'s Transearch, 2011



LEGEND

- Strategic Intermodal System (SIS) Highways
- - - SIS Planned Highways
- Rail Lines
- Other State Highways
- Spaceports
- Military Installations
- Challenge** Largest Employers by Number of Employees
- 🚚 Freight Distribution Centers
- ✈️ Airports - General Aviation
- Nearby Key Transportation Facilities (Mileage from County Seat)

Clay County
FREIGHT INFRASTRUCTURE