

OVERSIZED/OVERWEIGHT PERMITS FOR DIVISIBLE LOADS

GENERAL INFORMATION:

Effective July 1, 2010, Section 316.550(4), F.S. grants the Department of Transportation the authority to issue permits authorizing commercial vehicles (hauling divisible loads) to operate **off** the interstate highway system in excess of the vehicle's legal gross weight limit. The increase in gross weight cannot exceed 10% of the vehicle's legal weight limit as described in Section 316.535(5), F.S.

The 10% increase in weight **does not** apply to single unit vehicles described in Section 316.535(6), F.S.

Section 316.550(4), F.S. **does not** allow haulers to load multiple items in such a way as to exceed the legal width, height and length limitations described in Section 316.515, F.S.

PERMIT UTILIZATION:

Divisible load permits can be used to operate on the State network only. No interstate travel is allowed. The hauler is responsible for obtaining permission to operate on the local network from the appropriate local authorities. Trip permits are analyzed for weight based upon the route provided by the applicant. Blanket permits have a table attached which describes the maximum gross weight allowed based upon the vehicle's configuration. Blanket permits must be used in conjunction with the map identified on the face of the permit. If the map is not provided with the permit, the hauler is responsible for going to the Permit Office website and obtaining a copy of the required map.

The Permit Office website address is: <http://www.fdot.gov/maintenance/OWODPermits.shtm>

THE LOCAL NETWORK (COUNTY ROADS, CITY STREETS, LOCAL TOLL ROADS, ETC):

The Department of Transportation does not have the authority to issue permits on any highways which are not under its jurisdiction. Per 316.550, F.S., "The Department of Transportation, with respect to highways under its jurisdiction" may issue oversize/overweight permits.

PERMIT FEES:

Trip = \$0.27/per mile

Blanket = \$240/year

TYPES OF PERMITS ISSUED:

Trip: Valid from one point of origin to one destination and the hauler is allowed up to 10 days to complete the move. These permits can be emailed or faxed to the customer and an electronic version or hardcopy may be presented to enforcement personnel.

Blanket: Valid for an unlimited number of trips for 1 year from the date of issuance. These permits can be mailed or picked up from the Permit Office and only the original document may be presented to enforcement personnel. These permits cannot be photocopied for hauling purposes however, the original document can be transferred from truck to truck for hauling purposes.

Vehicle Specific Blanket: Valid for an unlimited number of trips for 1 year from the date of issuance. These permits can be emailed or faxed to the customer and an electronic version or hardcopy may be presented to enforcement personnel. These permits cannot be transferred from truck to truck as they are vehicle specific based upon the truck’s VIN.

APPLYING FOR A PERMIT:

Permits can be applied for online, via mail or in person.

To apply online login to the Permit Applications System (PAS)

<https://gis.dot.state.fl.us/permitapplicationsystem/>

To apply via mail or in person

Mailing Address:

Florida Department of Transportation
605 Suwannee Str., MS 62
Tallahassee, FL 32399

Overnight/Physical Address:

Florida Department of Transportation
2740 Centerview Drive, Suite 1-C
Tallahassee, FL 32301

Make checks payable to: Brandt OWO

Additional information such as how to complete a permit application, measure vehicle dimensions, calculate legal weight and calculate maximum permitted weight is shown on the following pages or contact the Permit Office at (850) 410-5777 for assistance.

HOW TO APPLY FOR A PERMIT

Online:

- Go to the Permit Application System (PAS) website and create an account.
- Select "Create Application."
- Complete the 1st and 2nd tabs for Blanket permits or the 1st, 2nd, and 3rd tabs for Trip permits.
- Select tab 5 to review and submit the application.

An example of how to complete the application is provided in the screenshot below.

PAS website address: <https://gis.dot.state.fl.us/permitapplicationsystem/>

Paper Application:

- Paper applications can only be submitted via mail or in person.

An example of how to complete a paper application is available on the following page.

Paper applications can be obtained from the Permit Office website at:

<http://www.fdot.gov/maintenance/OWODPermits.shtm>

The screenshot shows the 'General Permit Information' section of the PAS website. The 'Permit Type' is set to 'Blanket'. The 'Number of Permits' is 1. The 'Travel Begin Date' is 02/01/2018 and the 'Travel End Date' is 02/1/2019. The 'Select Profile Vehicle' is 'Currently Saved Vehicle'. The 'Vehicle Information' section shows 'Truck Tractor Semitrailer Hauling' as the vehicle configuration. The 'Gross Vehicle Weight' is 88000 lbs. The 'Divisible Load' checkbox is checked. The 'Load Description' is 'None Of The Above'. The 'Trailer Length' is 48 ft 0 in. The 'Kingpin Distance' is 41 ft 0 in. The 'Front Overhang' is 0 ft 0 in. The 'Rear Overhang' is 0 ft 0 in. The 'Axle Information' section shows 5 axles. The weight of each axle is 18750 lbs. The axle spacings are 12 ft 1 in, 5 ft 6 in, 37 ft 0 in, and 5 ft 6 in. The tire width for each axle is N/A. A red callout box points to the 'Divisible Load' checkbox, stating 'This box must be checked'.

Weight	Axle Spacings	# of Tires	Tire Width
Axle 1: 13000 lbs *		N/A	N/A in
Axle 2: 18750 lbs *	Axle 1 to 2: 12 ft 1 in *	N/A	N/A in
Axle 3: 18750 lbs *	Axle 2 to 3: 5 ft 6 in *	N/A	N/A in
Axle 4: 18750 lbs *	Axle 3 to 4: 37 ft 0 in *	N/A	N/A in
Axle 5: 18750 lbs *	Axle 4 to 5: 5 ft 6 in *	N/A	N/A in

Note: Number of Tires must be between 2 and 16 for each Axle.
Note: Please round Tire Width to the nearest whole inch.

STATE OF FLORIDA DEPARTMENT OF TRANSPORTATION
OVERSIZED / OVERWEIGHT PERMIT APPLICATION FORM

Fax(850) 410-5779 Phone (850) 410-5777 or visit www.fdotmaint.com/permitnew for more information or to apply online.

APPLICATION INFORMATION - Please select type of permit needed and quantity. Trip permits require a separate application for each load.
TRIP (single load, valid for 10 days, specific route) [checked] BLANKET (specific vehicle configuration, valid for 1 year) QUANTITY 1

CONTACT INFORMATION - Please provide information requested below.

PERMITEE NAME: ANYBODY'S TRUCKING COMPANY PHONE NUMBER: (850) 410 - 5777
INVOICE NAME: FAX NUMBER: () -
MAILING ADDRESS: 605 SUWANNEE ST. EMAIL ADDRESS: ABTC@EMAIL.COM
CITY, STATE, ZIP: TALLAHASSEE, FL 32399 Travel Begin Date: 2-1-18

PAYMENT METHOD - Please select one of the following payment methods.

CHECK CASH MONEY ORDER CREDIT CARD [checked] DO NOT WRITE CREDIT CARD NUMBER

ROUTING INFORMATION *To be completed only for a trip permit *

FROM (CITY): N/A FOR BLANKET APPLICATIONS TO (CITY): N/A FOR BLANKET APPLICATIONS
ROUTE: N/A FOR BLANKET APPLICATIONS

RETURN TRIP NEEDED

VEHICLE CONFIGURATION - Select the configuration which applies and describe the load as needed.

Is this a Divisible Load?

TRUCK TRACTOR SEMITRAILER HAULING: BEVERAGES & PALLETS [checked] Yes ___ No ___
TRUCK TRACTOR WITH 48(+)' - 53' SEMITRAILER WITH KINGPIN SETTING > 41'. Yes ___ No ___
TRUCK TRACTOR WITH SEMITRAILER OVER 53' BUT NOT GREATER THAN 57'6". Yes ___ No ___
STRAIGHT TRUCK TOWING OR TOWING A TRAILER CARRYING: Yes ___ No ___

* IMPORTANT:
You must CHECK YES

STRAIGHT TRUCK HAULING:
MOBILE HOME - MAKE: SERIAL NUMBER (LAST 4 DIGITS):
SEALED CONTAINERIZED CARGO UNIT - SEAL NUMBER (LAST 4 DIGITS):
WRECKER TOWING A DISABLED VEHICLE.
SELF PROPELLED:
INNERBRIDGE
NATURAL GAS FUELED VEHICLES
AUTOMOBILE TRANSPORTER
TURNPIKE TANDEM: COMPANY ID: CERTIFICATION #:

IDENTITY OF LOAD - Please select type of identity and provide number. N/A FOR BLANKET APPLICATIONS

TRUCK OR TRAILER TAG # LOAD ID # TRAILER OR TRUCK UNIT # BILL OF LADING # VIN # ON EQUIPMENT
NUMBER:

TRUCK DIMENSIONS - Please provide all vehicle dimensions.

OVERALL HEIGHT: 13 ft 6 in TRAILER LENGTH: 48 ft 0 in
OVERALL WIDTH: 8 ft 6 in KINGPIN SETTING: 41 ft 0 in
OVERALL LENGTH: 80 ft 0 in FRONT OVERHANG: 0 ft 0 in
REAR OVERHANG: 0 ft 0 in

TRUCK CONFIGURATION - The following must be completed for overweight vehicles marked as legal when axle/gross weight is legal. Attach additional pages as needed.

AXLE CONFIGURATION * Complete for Cranes or loads greater than 199,000 lbs. X N/A

Table with columns for AXLE SPACINGS and AXLE WEIGHTS. Includes rows for axle 1 to 15 with handwritten values for spacing and weight.

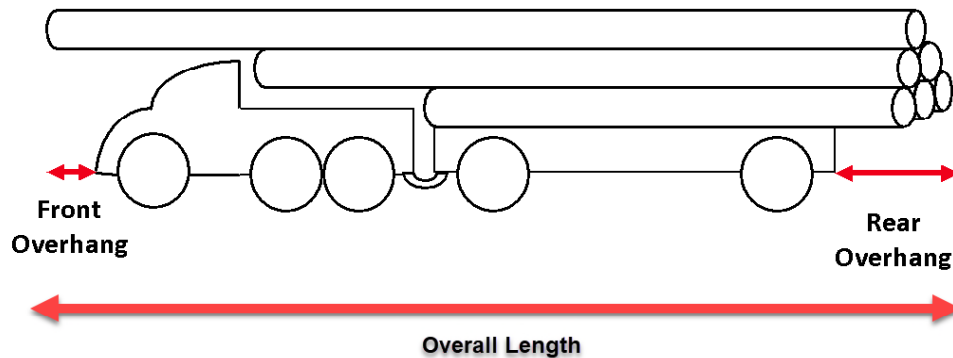
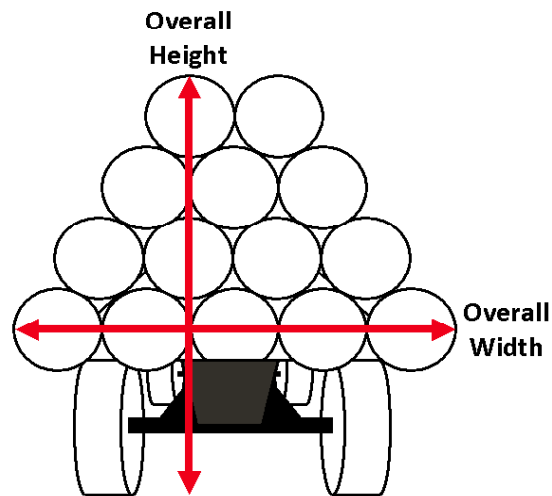
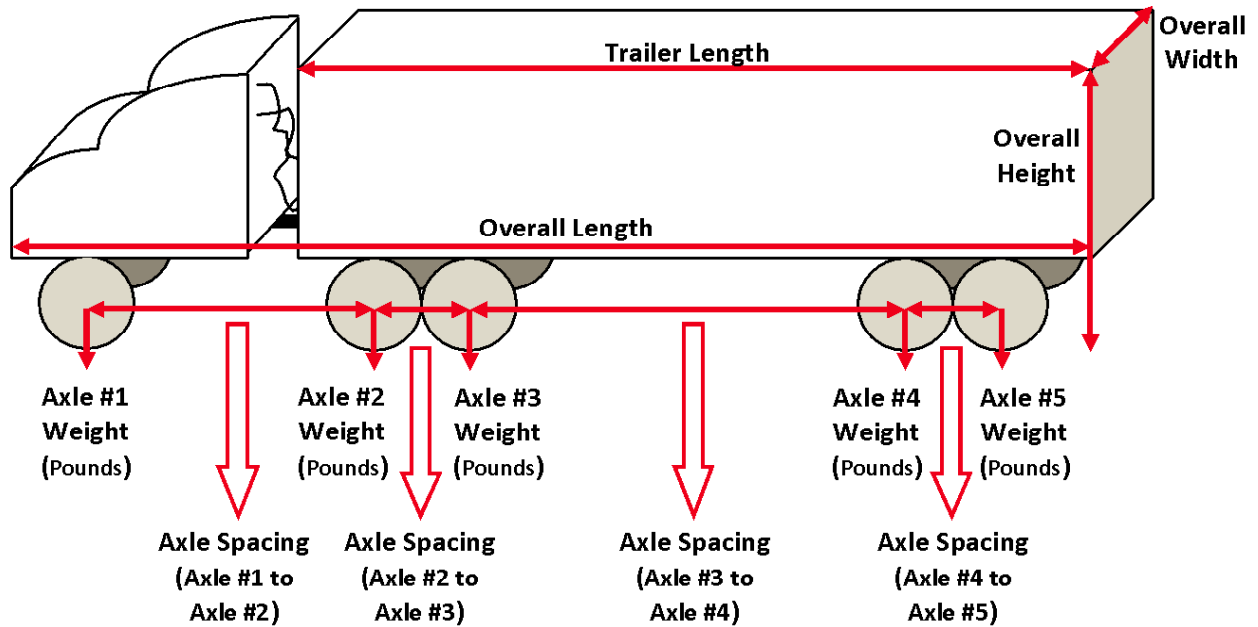
Table with columns for # OF TIRES PER AXLE and TIRE WIDTH. Includes rows for axle 1 to 15.

OFFICE USE ONLY - Do not write anything in this space.

CLASS: S N E DIMENSION CODE:
MIN O.B. REQUIRED:
PERMIT FEE:
TECH INITIALS:
CLASS CODE: SPECIAL NOTES:

TOTAL # OF AXLES: 5
TOTAL OUTERBRIDGE: 60 ft 1 in
TOTAL GROSS WEIGHT: 88000 lbs
APPLICANT NAME AND DATE: FIRST, LAST NAME 2-1-18

How to Measure a Truck's Dimensions





Florida Department of Transportation

RICK SCOTT
GOVERNOR

605 Suwannee Street
Tallahassee, FL 32399-0450

ANANTH PRASAD, P.E.
SECRETARY

Maximum Permitted Weights for Divisible Loads

HOW TO USE THE TABLE BELOW:

1. Select the row which describes your external bridge (wheelbase) measured between the center of the steer axle (first) on the power unit (truck) to the center of the last axle on the trailer.
2. Follow it across to the column which represents the total number of axles for both your truck and trailer.
3. The weight in this box is the maximum weight which you can haul with a permit (including all tolerances).

FEDERAL BRIDGE FORMULA

$$W = 500 (LN / (N - 1) + 12N + 36) * 1.1$$

Commercial Motor Vehicle weights are also limited by the gross vehicle weight declared on the power unit tag registration and are subject to penalty if such declared weight is exceeded.

Outer Bridge Distance (Feet)	MAXIMUM GROSS WEIGHT ALLOWED ON THIS NUMBER OF AXLES (IN POUNDS) ALL TOLERANCES ARE INCLUDED					Outer Bridge Distance (Feet)
	3 Axles	4 Axles	5 Axles	6 Axles	7 Axles	
9	47000					9
10	48000					10
11	48500					11
12	49500					12
13	50500	55500				13
14	51000	56500				14
15	52000	57000				15
16	53000	58000				16
17	53500	58500	64500			17
18	54500	59500	65000			18
19	55500	60000	66000			19
20	56000	61000	66500			20
21	57000	61500	67000	73500		21
22	58000	62500	68000	74000		22
23	58500	63000	68500	74500		23
24	59500	64000	69500	75000		24
25	60000	64500	70000	76000	82000	25

Outer Bridge Distance (Feet)	MAXIMUM GROSS WEIGHT ALLOWED ON THIS NUMBER OF AXLES (IN POUNDS) ALL TOLERANCES ARE INCLUDED					Outer Bridge Distance (Feet)
	3 Axles	4 Axles	5 Axles	6 Axles	7 Axles	
26	61000	65500	70500	76500	82500	26
27	62000	66000	71500	77000	83500	27
28	62500	66500	72000	78000	84000	28
29	63500	67500	72500	78500	84500	29
30	64500	68000	73500	79000	85500	30
31	65000	69000	74000	80000	86000	31
32	66000	69500	75000	80500	86500	32
33		70500	75500	81000	87000	33
34		71000	76000	82000	88000	34
35		72000	77000	82500		35
36		72500	77500	83000		36
37		73500	78000	84000		37
38		74000	79000	84500		38
39		75000	79500	85000		39
40		75500	80500	86000		40
41		76500	81000	86500		41
42		77000	81500	87000		42
43		77500	82500	88000		43
44		78500	83000			44
45		79000	83500			45
46		80000	84500			46
47		80500	85000			47
48		81500	86000			48
49		82000	86500			49
50		83000	87000			50
51		83500	88000			51
52		84500				52
53		85000				53
54		86000				54
55		86500				55
56		87500				56
57		88000				57