

Table of Contents – 2.9.6.5

Regional Summaries.....	9
Central Florida Region Community Airport Service Categories.....	9
East Central Florida Metropolitan Area Community Airport Service Categories.....	12
North Central Florida Region Community Airport Service Categories.....	15
Northeast Florida Metropolitan Area Airport Service Categories.....	18
Northwest Florida Region Community Airport Service Categories.....	21
Southeast Florida Metropolitan Area Community Airport Service Categories.....	24
Southwest Florida Region Community Airport Service Categories.....	27
Treasure Coast Region Community Airport Categories.....	30
West Central Florida Metropolitan Area Community Airport Categories.....	33

Exhibits

2.9.6.5-1 Community Airports – Statewide by County.....	2
2.9.6.5-2 Community Airports – Central Florida Region.....	10
2.9.6.5-3 Central Florida Region.....	11
2.9.6.5-4 Community Airports – East Central Florida Metropolitan Area.....	13
2.9.6.5-5 East Central Florida Metropolitan Area.....	14
2.9.6.5-6 Community Airports – North Central Florida Region.....	16
2.9.6.5-7 North Central Florida Region.....	17
2.9.6.5-8 Community Airports – Northeast Florida Metropolitan Area.....	19
2.9.6.5-9 Northeast Florida Metropolitan Area.....	20
2.9.6.5-10 Community Airports – Northwest Florida Region.....	22
2.9.6.5-11 Northwest Florida Region.....	23
2.9.6.5-12 Community Airports – Southeast Florida Metropolitan Area.....	25
2.9.6.5-13 Southeast Florida Metropolitan Area.....	26
2.9.6.5-14 Community Airports – Southwest Florida Region.....	28
2.9.6.5-15 Southwest Florida Region.....	29
2.9.6.5-16 Community Airports – Treasure Coast Region.....	31
2.9.6.5-17 Treasure Coast Region.....	32
2.9.6.5-18 Community Airports – West Central Florida Metropolitan Area.....	34
2.9.6.5-19 West Central Florida Metropolitan Area.....	35

Tables

2.9.6.5-1 Community Airports.....	4
2.9.6.5-2 Community Airport Input On Service Categories.....	7

*Please Note:

Orlando Country changed to Orlando/Apopka Country Airport
Avon Park changed to Avon Park Executive Airport
Kay Larkin changed to Palatka Municipal-LT Kay Larkin Field
Panama City changed to Panama City-Bay County International Airport
Orlando Executive changed to Executive Airport

2.9.6.5 Establish Distribution of Community Airports by Service Category

Through the Aviation Infrastructure Investment Tool, FDOT Aviation Office developed a systematic approach to quantifying the services provided by airports across the state. Fifteen individual airport characteristics were identified to assess airports for their ability to provide nine different “service categories”. These service categories were considered to be crucial to Florida’s aviation system. Indices were assigned to 15 different airport characteristics for all airports in the state to arrive at an overall “Summary Quotient” for each airport in each service category. Using the resultant “quotient”, FDOT is able to make a judgment regarding the suitability of a given service category for a given airport and to compare services provided by neighboring airports. This section of this report summarizes the “service categories” for the community airports in Florida.

Exhibit 2.9.6.5-1 shows those airports in the Florida airport system that are within the community airport category. As shown, Florida has 117 airports that are in the community airport category. Exhibit 2.9.6.5-1 also shows that most of Florida and all of its major population and employment centers are located within a 30 minute drive of one or more community airports.

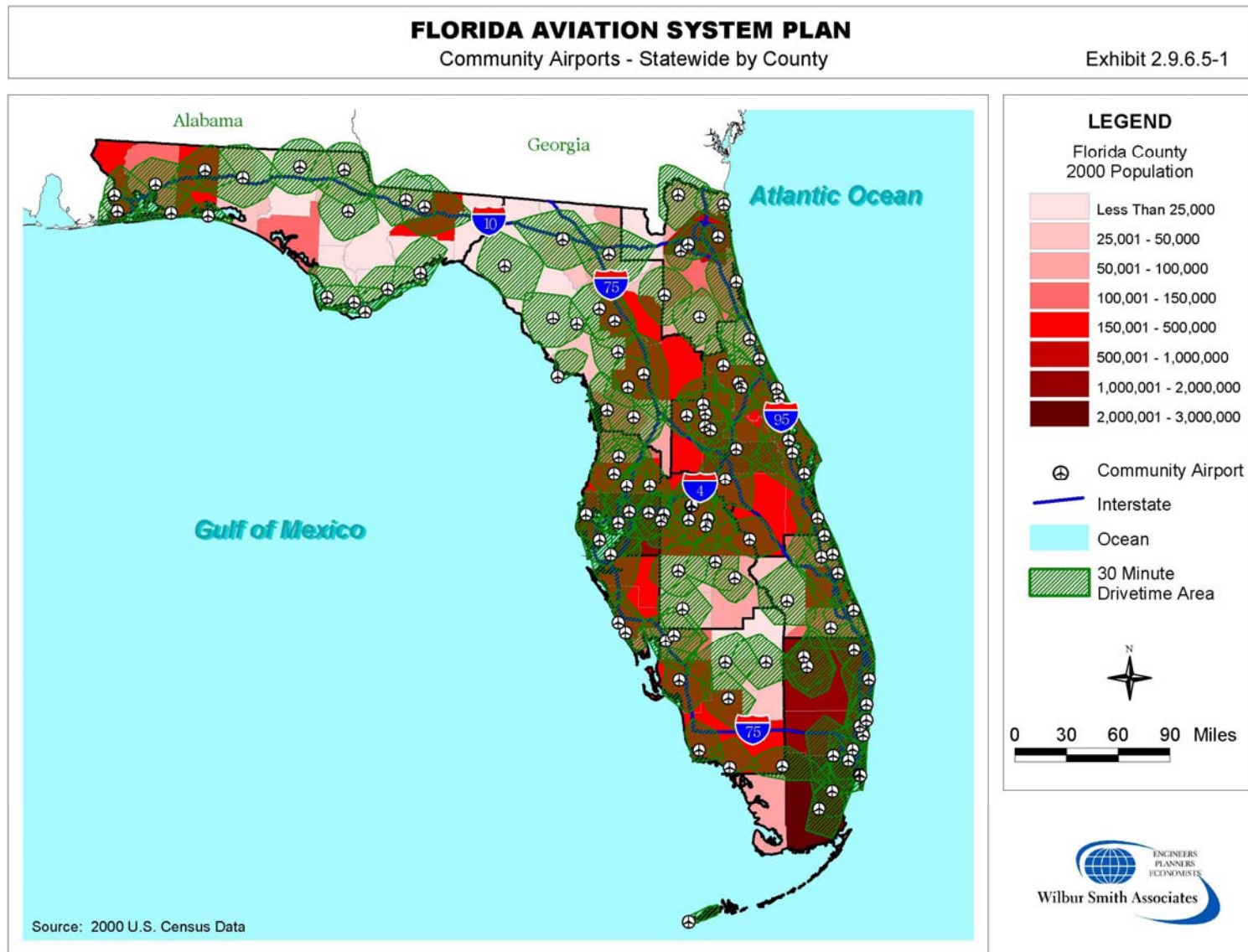


Table 2.9.6.5-1 summarizes service categories for all communities, statewide and by CFASPP region, that resulted from the Aviation Infrastructure Investment Tool. The information presented in this table can be summarized as follows:

- Statewide, 1 percent of all community airports have an Air Cargo Service Category
- Statewide, 2 percent of all community airports have a Business Service Category
- Statewide, 53 percent of all community airports have a Business/Recreational Service Category
- Statewide, 30 percent of all community airports have a Corporate Service Category
- Statewide, 62 percent of all community airports have a Flight Training Service Category
- Statewide, 91 percent of all community airports have a Recreational/Sport Service Category
- Statewide, 56 percent of all community airports have a Tourism Community Airport Service Category
- Statewide, 1 percent of all community airports have a Tourism Commercial Airport Service Category
- Statewide, 0 percent of all community airports have an Intercontinental Service Category

The following sections summarize the service categories identified for community airports by CFASPP region. These results reflect the output of the Aviation Infrastructure Investment Tool.

Community airports in Florida serve varying types of aviation demand. Many airports report they service demand types that are in addition to those identified by the planning exercise using FDOT's Aviation Infrastructure Investment Tool. **Table 2.9.6.5-2** summarizes input received from community airports related to the current and future type of activity they serve.

**Table 2.9.6.5-1
Community Airports**

	Air Cargo	Business	Business/Recreational	Corporate	Flight Training	Recreational/Sport	Tourism (CA)	Tourism (CS)	Intercontinental Service
Central Region									
Arcadia Municipal	●	●	●	●	■	■	●	●	●
Avon Park Municipal	●	●	●	●	■	■	●	●	●
Bartow Municipal	●	●	■	■	■	●	●	●	●
Chalet Suzanne Air Strip	●	●	●	●	■	■	▲	●	●
Jack Browne's SPB	●	●	●	●	■	■	▲	●	●
Lake Wales Municipal	●	●	●	●	■	■	●	●	●
Lakeland Linder Regional	●	●	■	■	■	■	▲	●	●
River Ranch Resort	●	●	●	●	●	■	●	●	●
Sebring Regional	●	●	●	●	■	■	▲	●	●
South Lakeland	●	●	●	●	●	■	▲	●	●
Wauchula Municipal	●	●	●	●	●	■	▲	●	●
Winter Havens Gilbert	●	●	●	●	■	●	▲	●	●
East Central Region									
Arthur Dunn Airpark	●	●	●	●	●	■	●	●	●
Bob Lee Flight Strip	●	●	●	●	●	■	●	●	●
Bob White Field	●	●	●	●	●	■	▲	●	●
DeLand Municipal	●	●	●	●	■	■	■	●	●
Flagler County	●	●	■	■	■	■	▲	●	●
Kissimmee Gateway	●	●	●	■	■	■	■	●	●
Leesburg Regional	●	●	■	■	■	■	▲	●	●
Massey Ranch Airpark	●	●	●	●	●	■	■	●	●
Merritt Island	●	●	■	●	■	■	■	●	●
Mid Florida Air Service	●	●	●	●	●	■	▲	●	●
New Smyrna Beach Muni	●	●	●	●	■	■	■	●	●
Orlando Country	●	●	■	●	■	▲	■	●	●
Orlando Executive	●	●	■	■	■	▲	▲	●	●
Ormond Beach Municipal	●	●	●	●	■	■	■	●	●
Pierson Municipal	●	●	●	●	■	■	▲	●	●
Space Coast Regional	●	●	▲	■	■	■	■	●	●
Umatilla Municipal	●	●	■	●	■	●	▲	●	●
Valkaria	●	●	■	●	■	■	▲	●	●
North Central Region									
Ames Field	●	●	●	●	●	■	●	●	●
Cross City	●	●	▲	●	■	■	■	●	●
Crystal River	●	●	●	●	■	■	▲	●	●
Dunnellon/Marion County	●	●	●	●	■	■	▲	●	●
Flying Ten	●	●	■	●	●	■	■	●	●
George T. Lewis	●	●	▲	●	●	■	●	●	●
Inverness	●	●	■	●	■	■	●	●	●
Lake City Municipal	●	●	▲	●	■	■	▲	●	●
Ocala International	●	●	●	■	■	■	▲	●	●
Perry-Foley	●	●	■	●	●	■	●	●	●
Rudy's	●	●	■	●	●	■	●	●	●
Suwannee County	●	●	▲	●	■	■	●	●	●
Williston Municipal	●	●	▲	●	■	■	●	●	●

■	Yes (Current and Future)
▲	Yes (Future Only)
●	No (Not Applicable)

**Table 2.9.6.5-1
Community Airports**

	Air Cargo	Business	Business/Recreational	Corporate	Flight Training	Recreational/Sport	Tourism (CA)	Tourism (CS)	Intercontinental Service
Northeast Region									
Cecil Field	●	●	▲	▲	■	●	▲	●	●
Craig Memorial	●	●	■	▲	■	■	●	●	●
Fernandina Beach Muni	●	●	■	●	■	■	■	●	●
Herlong	●	●	▲	●	■	■	▲	●	●
Hilliard Airpark	●	●	▲	●	■	■	●	●	●
Kay Larkin	●	●	▲	●	■	■	▲	●	●
Keystone Airpark	●	●	▲	●	■	■	●	●	●
St. Augustine	●	■	▲	●	■	■	■	●	●
Northwest Airports									
Apalachicola Municipal	●	●	▲	■	▲	■	▲	●	●
Bob Sikes	▲	●	▲	■	▲	■	●	●	●
Calhoun County	●	●	▲	●	●	■	●	●	●
Carrabelle-Thompson	●	●	●	●	●	■	▲	●	●
Coastal	●	●	▲	●	●	■	▲	●	●
Costin	●	●	▲	■	●	■	●	●	●
DeFuniak Springs	●	●	▲	■	●	■	●	●	●
Destin-Ft Walton Beach	●	●	●	●	●	■	■	●	●
Ferguson	●	●	▲	■	■	■	●	●	●
Ft Walton Beach	●	●	■	●	●	■	●	●	●
Marianna Municipal	●	●	●	■	■	■	●	●	●
Peter Prince Field	●	●	●	■	■	■	●	●	●
Quincy Municipal	●	●	●	●	▲	■	●	●	●
St. George Island	●	●	●	●	●	■	●	●	●
Tallahassee Commercial	●	●	●	■	●	▲	●	●	●
Tri-County	●	●	●	●	■	■	●	●	●
Wakulla County	●	●	●	●	■	■	●	●	●
Southeast Region									
Belle Glade State Muni	●	●	▲	●	●	■	■	●	●
Boca Raton	●	●	▲	■	●	■	●	●	●
Dade-Collier	●	●	●	●	■	●	●	●	●
Ft Lauderdale Heliport	●	●	●	■	●	●	■	●	●
Ft Lauderdale Exec	●	●	▲	■	■	■	■	●	●
Homestead GA	●	●	●	●	■	■	▲	●	●
Kendall-Tamiami Exec	●	●	■	■	■	■	▲	●	●
Miami Heliport	●	●	●	■	●	●	■	●	●
Miami SPB	●	●	●	●	●	●	■	■	●
N Palm Beach Co.	●	●	▲	▲	■	■	●	●	●
North Perry	●	●	▲	▲	■	■	●	●	●
Opa Locka	●	●	■	■	■	▲	■	●	●
Opa Locka West	●	●	●	●	■	●	●	●	●
Palm Beach Co. Glades	●	●	▲	●	●	■	▲	●	●
Palm Beach Co. Park	●	●	▲	●	■	■	●	●	●
Pompano Beach Airpark	●	●	■	●	■	■	●	●	●
The Fl. Keys Marathon	●	●	■	■	■	■	■	●	●

■	Yes (Current and Future)
▲	Yes (Future Only)
●	No (Not Applicable)

**Table 2.9.6.5-1
Community Airports**

	Air Cargo	Business	Business/Recreational	Corporate	Flight Training	Recreational/Sport	Tourism (CA)	Tourism (CS)	Intercontinental Service
Southwest Region									
Airglades	●	●	■	▲	●	■	▲	●	●
Airport Manatee	●	●	■	●	■	■	●	●	●
Buchan	●	●	●	●	●	■	●	●	●
Charlotte County	●	●	●	■	■	■	▲	●	●
Everglades Airpark	●	●	■	●	■	■	■	●	●
Immokalee	●	●	■	●	●	■	■	●	●
La Belle Municipal	●	●	●	●	●	■	■	●	●
Marco Island	●	●	■	●	●	■	●	●	●
Page Field	●	●	●	●	■	■	▲	●	●
Shell Creek Airpark	●	●	●	●	▲	■	●	●	●
Venice Municipal	●	●	●	●	■	■	■	●	●
Treasure Coast Region									
Indiantown	●	●	●	●	●	■	●	●	●
New Hibiscus Airpark	●	●	■	●	●	■	●	●	●
Okeechobee County	●	●	●	●	●	■	▲	●	●
Sebastian Municipal	●	●	■	●	■	■	●	●	●
St. Lucie County Int'l	●	▲	▲	■	■	■	▲	●	●
Vero Beach Municipal	●	●	■	■	■	■	■	●	●
Witham Field	●	●	■	▲	■	■	●	●	●
West Central Region									
Albert Whitted	●	●	●	●	●	■	●	●	●
Clearwater Airpark	●	●	●	●	■	■	●	●	●
Hernando County	●	●	■	■	■	■	▲	●	●
Peter O Knight	●	●	■	●	●	■	▲	●	●
Pilot Country	●	●	●	●	●	■	●	●	●
Plant City Municipal	●	●	●	●	●	■	■	●	●
Tampa North Aero Park	●	●	●	●	●	■	●	●	●
Vandenberg	●	●	■	■	■	■	■	●	●
Zephyrhills Municipal	●	●	●	●	●	■	■	●	●
Statewide Percentages									
Air Cargo	1%								
Business		2%							
Business/Recreational			53%						
Corporate				30%					
Flight Training					62%				
Recreational/Sport						91%			
Tourism (CA)							56%		
Tourism (CS)								1%	
Intercontinental Service									0%

■	Yes (Current and Future)
▲	Yes (Future Only)
●	No (Not Applicable)

Source: FDOT Aviation Infrastructure Investment Tool

**Table 2.9.6.5-2
Community Airport Input
On Service Categories**

	Air Cargo	Business	Business/Recreational	Corporate	Flight Training	Recreational/Sport	Tourism (CA)	Tourism (CS)	Intercontinental Service
Central Region									
Arcadia Municipal	●	●	●	●	■	■	●	●	●
Avon Park Municipal	●	●	★	●	■	■	●	●	●
Bartow Municipal	●	●	■	■	■	●	●	●	●
Chalet Suzanne Air Strip	●	●	★	★	■	■	▲	●	●
Jack Browne's SPB	●	●	●	●	■	■	▲	●	●
Lake Wales Municipal	●	●	★	●	●	■	●	●	●
Lakeland Linder Regional	●	●	■	■	■	■	▲	●	●
River Ranch Resort	●	●	●	●	●	■	●	●	●
Sebring Regional	●	●	★	★	■	■	▲	●	●
South Lakeland	●	●	★	●	★	■	▲	●	●
Wauchula Municipal	●	●	★	●	●	■	▲	●	●
Winter Havens Gilbert	●	●	●	★	■	★	▲	●	●
East Central Region									
Arthur Dunn Airpark	●	●	★	●	●	■	●	●	●
Bob Lee Flight Strip	●	●	★	●	★	■	●	●	●
Bob White Field	●	●	★	●	★	■	▲	●	●
DeLand Municipal	●	●	★	★	■	■	■	●	●
Flagler County	●	●	■	■	■	■	▲	●	●
Kissimmee Gateway	▲	●	■	■	■	■	■	●	●
Leesburg Regional	●	●	■	■	■	■	▲	●	●
Massey Ranch Airpark	●	●	★	★	★	■	■	●	●
Merritt Island	●	●	■	★	■	■	■	●	●
Mid Florida Air Service	●	●	★	●	★	■	▲	●	●
New Smyrna Beach Muni	●	●	★	★	■	■	■	●	●
Orlando Country	●	●	■	★	■	▲	■	●	●
Orlando Executive	★	★	■	■	■	▲	▲	●	●
Ormond Beach Municipal	●	●	●	●	■	■	■	●	●
Pierson Municipal	●	●	★	★	■	■	▲	●	●
Space Coast Regional	●	●	■	■	■	▲	■	●	●
Umatilla Municipal	●	●	★	★	■	■	▲	●	●
Valkaria	●	●	■	●	■	■	▲	●	●
North Central Region									
Ames Field	●	●	●	●	●	■	●	●	●
Cross City	●	●	▲	●	■	■	■	●	●
Crystal River	●	●	■	■	■	■	▲	●	●
Dunnellon/Marion County	●	●	●	●	■	■	▲	●	●
Flying Ten	●	●	■	●	●	■	■	●	●
George T. Lewis	●	●	▲	●	●	■	●	●	●
Inverness	●	●	■	▲	■	■	▲	●	●
Lake City Municipal	●	●	▲	●	■	■	▲	●	●
Ocala International	●	●	●	■	■	■	▲	●	●
Perry-Foley	●	●	■	●	●	■	●	●	●
Rudy's	●	●	■	●	●	■	●	●	●
Suwannee County	●	■	▲	▲	■	■	●	●	●
Williston Municipal	●	●	▲	▲	■	■	■	●	●

■	Yes (Current and Future)
▲	Yes (Future Only)
★	Yes (Current Only)
●	No (Not Applicable)

The information summarized below provides a direct comparison between service categories for community airports identified from the “top down”, using the FDOT Aviation Infrastructure Investment Tool, and from the “bottom up” using input from each of the community airports. This information will be used in the future to determine where enhancements to the airport system may be desirable and to determine which airports are candidates for accommodating and supporting improvements to the system, as these are deemed appropriate. This step will be accomplished as part of FASP Implementation.

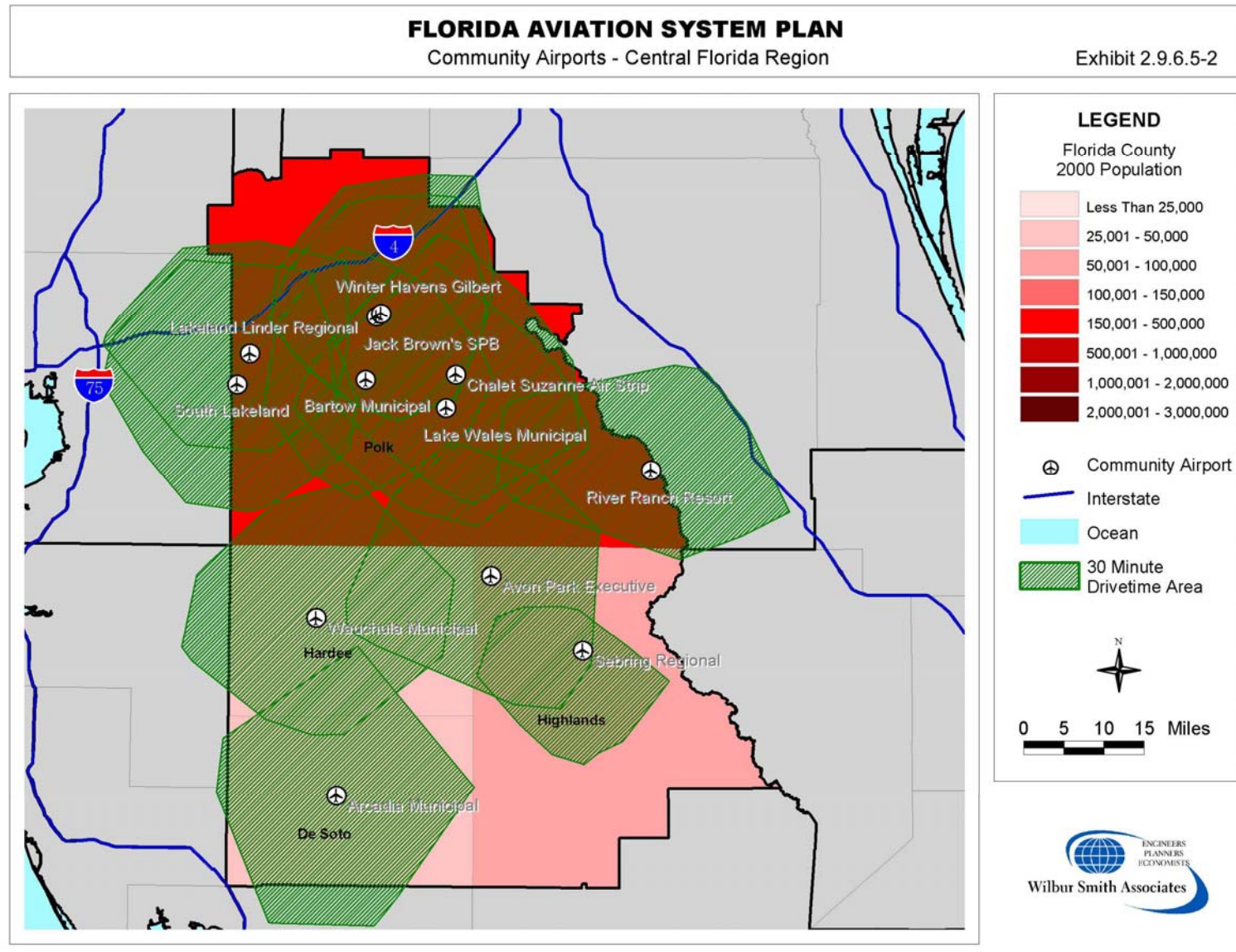
- Output from the FDOT Aviation Infrastructure Investment Tool showed that statewide, 1 percent of all community airports are included in the Air Cargo Service Category; when airport input on service categories is considered, this percentage increases to 4 percent.
- Output from the FDOT Aviation Infrastructure Investment Tool showed that statewide, 2 percent of all community airports are included in the Business Service Category; when airport input on service categories is considered, this percentage increases to 5 percent.
- Output from the FDOT Aviation Infrastructure Investment Tool showed that statewide, 53 percent of all community airports are included in the Business/Recreational Service Category; when airport input on service categories is considered, this percentage increases to 60 percent.
- Output from the FDOT Aviation Infrastructure Investment Tool showed that statewide, 30 percent of all community airports are included in the Corporate Service Category; when airport input on service categories is considered, this percentage increases to 42 percent.
- Output from the FDOT Aviation Infrastructure Investment Tool showed that statewide, 62 percent of all community airports are included in the Flight Training Service Category; when airport input on service categories is considered, this percentage increases to 66 percent.
- Output from the FDOT Aviation Infrastructure Investment Tool showed that statewide, 91 percent of all community airports are included in the Recreational/Sport Service Category; when airport input on service categories is considered, this percentage increases to 93 percent.
- Output from the FDOT Aviation Infrastructure Investment Tool showed that statewide, 56 percent of all community airports are included in the Tourism Community Service Category; when airport input on service categories is considered, this percentage increases to 60 percent.
- Output from the FDOT Aviation Infrastructure Investment Tool showed that statewide, 1 percent of all community airports are included in the Tourism Commercial Service Category; when airport input on service categories is considered, this percentage increases to 2 percent.
- Output from the FDOT Aviation Infrastructure Investment Tool showed that statewide, 0 percent of all community airports are included in the Intercontinental Service Category; when airport input on service categories is considered, this percentage remains at 0 percent.

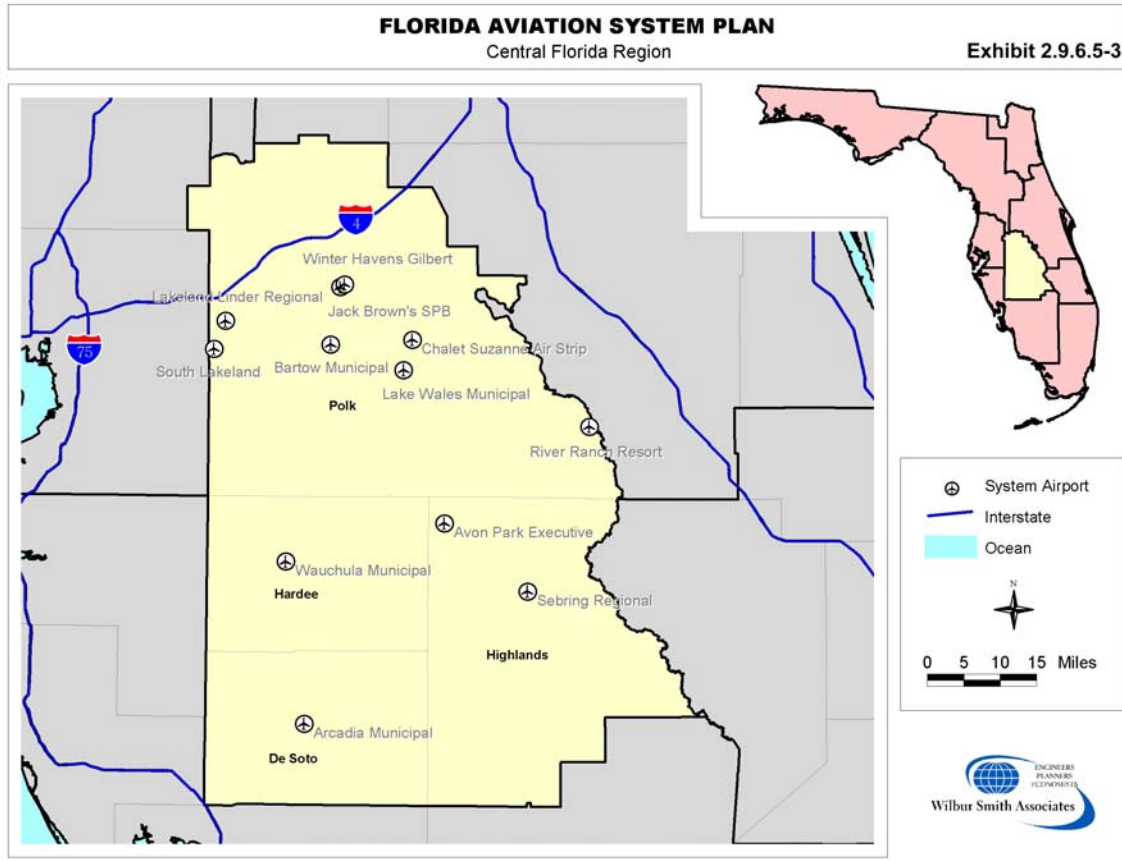
Regional Summaries

Central Florida Region Community Airport Service Categories

As shown in **Exhibit 2-9.6.5-2**, each of the four counties in the Central Florida Region has at least one community airport. Within this region, there are 12 community airports, most of which are in Polk County. As shown in **Exhibit 2-9.6.5-3** according to the analysis completed using the FDOT Aviation Infrastructure Investment Tool, none of the Central Florida Region airports have Air Cargo, Business, Commercial Service Tourism or Intercontinental Service Category designations.

Output from the Infrastructure Investment Tool shows that two (17 percent) of the airports in this region have a current and future Business/Recreational or Corporate category designation. Eight (67 percent) have a current and future Flight Training designation. Ten (83 percent) of the region's airports have a current and future Recreational/Sport classification, and seven (58 percent) have a current or future Community Airport Tourism designation. Other service categories shown in Exhibit 2-9.6.5-3 are not applicable to Central Florida Region airports, according to Investment Tool results.





Air Cargo
 Business
 Business/Recreational
 Corporate
 Flight Training
 Recreational/Sport
 Tourism (CA)
 Tourism (CS)
 Intercontinental
 Service

Community Airports	Air Cargo	Business	Business/Recreational	Corporate	Flight Training	Recreational/Sport	Tourism (CA)	Tourism (CS)	Intercontinental Service
Arcadia Municipal	●	●	●	●	■	■	●	●	●
Avon Park Municipal	●	●	●	●	■	■	●	●	●
Bartow Municipal	●	●	■	■	■	●	●	●	●
Chalet Suzanne Air Strip	●	●	●	●	■	■	▲	●	●
Jack Browne's SPB	●	●	●	●	■	■	▲	●	●
Lake Wales Municipal	●	●	●	●	●	■	●	●	●
Lakeland Linder Regional	●	●	■	■	■	■	▲	●	●
River Ranch Resort	●	●	●	●	●	■	●	●	●
Sebring Regional	●	●	●	●	■	■	▲	●	●
South Lakeland	●	●	●	●	●	■	▲	●	●
Wauchula Municipal	●	●	●	●	●	■	▲	●	●
Winter Havens Gilbert	●	●	●	●	■	●	▲	●	●

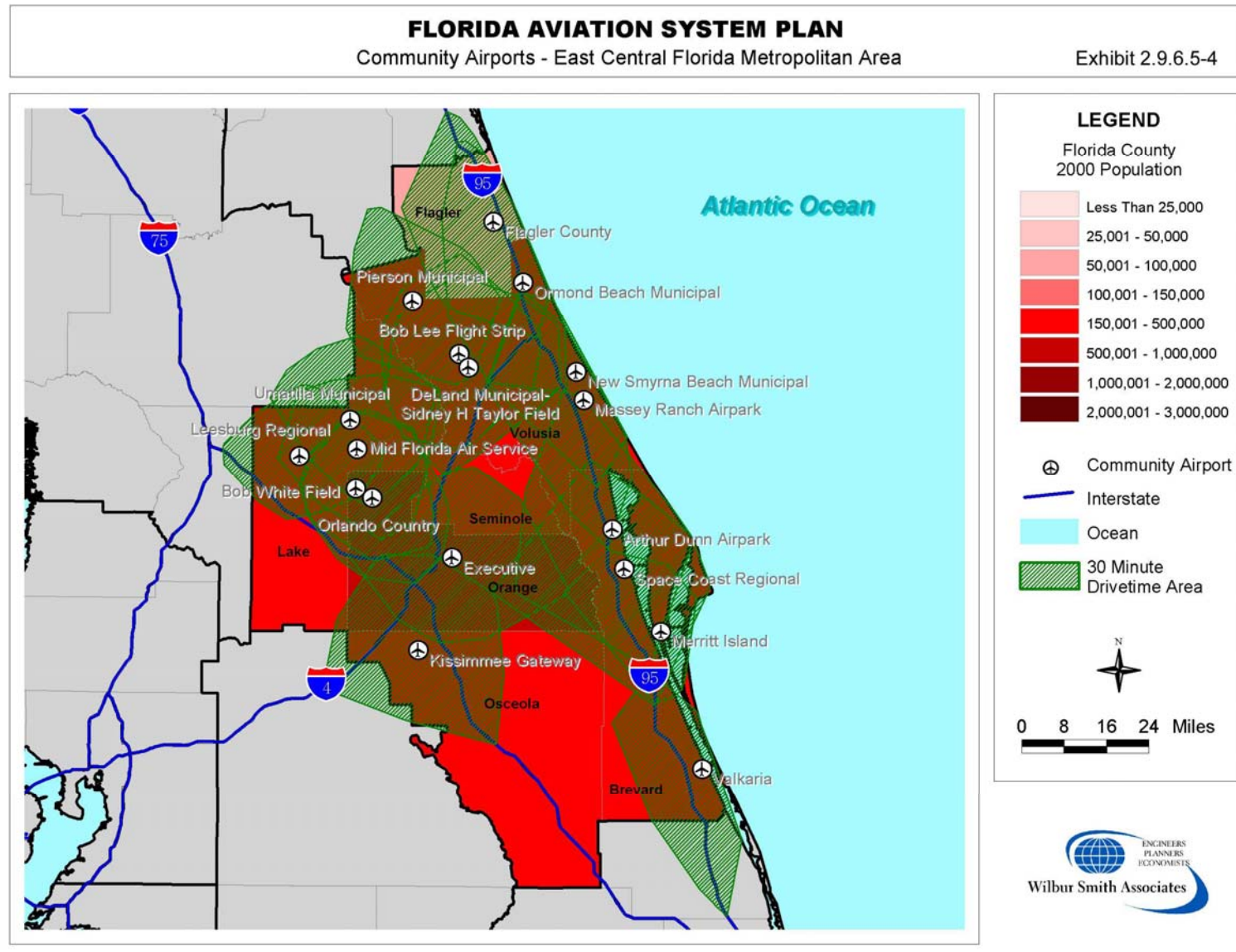
■ Current and Future
 ▲ Future Only
 ● Not Applicable

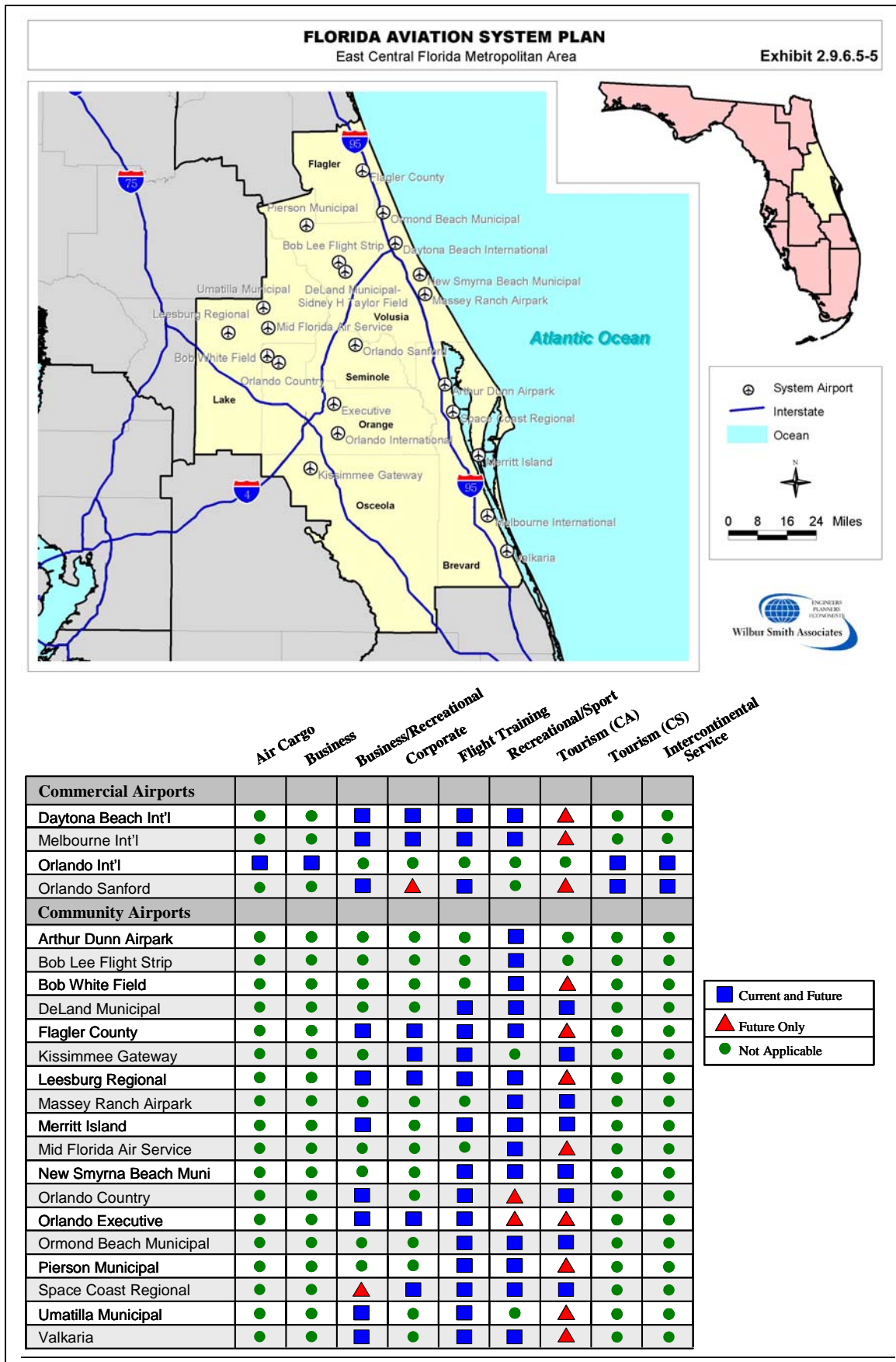
Source: FDOT Aviation Infrastructure Investment Tool

East Central Florida Metropolitan Area Community Airport Service Categories

Exhibit 2-9.6.5-4 depicts the community airports in each of the five counties in the Central Florida Region. Within this region, there are 18 community airports that are spread throughout all five counties. As shown in **Exhibit 2-9.6.5-5**, none of the community airports in the East Central Florida Metropolitan Area have Air Cargo, Business, Commercial Service Tourism or Intercontinental Service category designations.

Output from the FDOT Aviation Infrastructure Investment Tool shows that eight (44 percent) of the area's 18 community airports have a current and future Business/Recreational category designation. Five (28 percent) have a current or future Corporate airport designation. Thirteen (72 percent) have a current and future Flight Training designation. Sixteen (89 percent) of the region's airports have a current and future Recreational/Sport classification, and the same number have a current or future Community Airport Tourism designation. Other service categories shown in Exhibit 2-9.6.5-5 are not applicable to Central Florida Region airports.



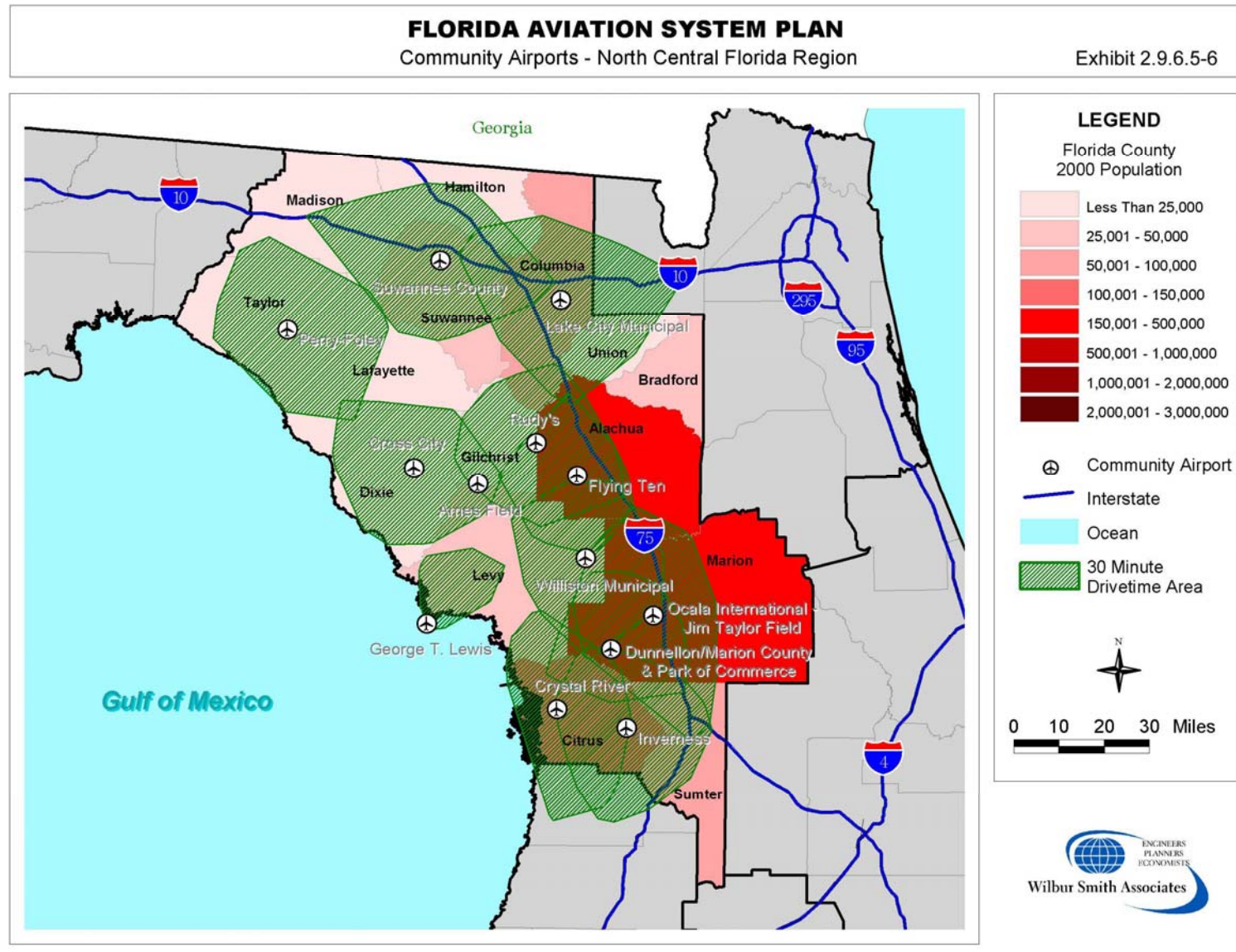


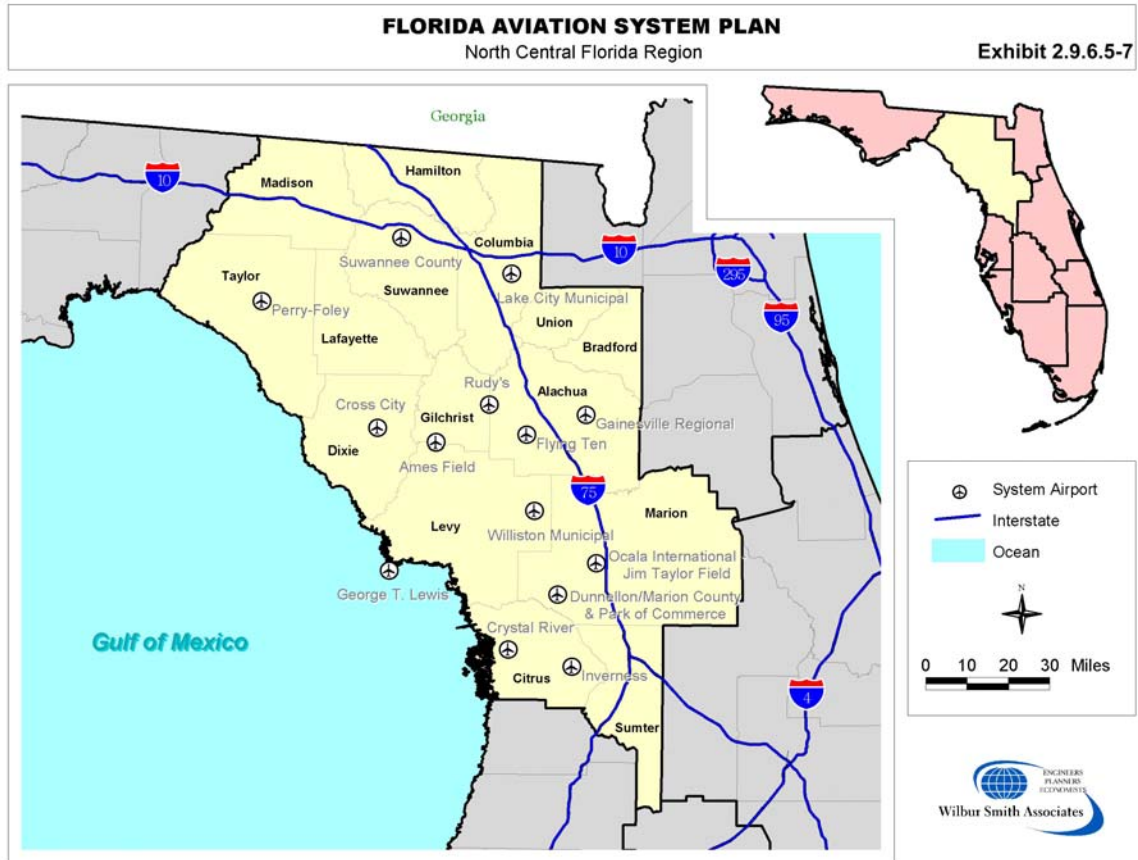
Source: FDOT Aviation Infrastructure Investment Tool

North Central Florida Region Community Airport Service Categories

As shown in **Exhibit 2.9.6.5-6**, most counties in the North Central Region have a least one community airport. Within this CFASPP region, six of the 14 counties (43 percent) are without a community airport. As shown on **Exhibit 2.9.6.5-7**, none of the community airports in this CFASPP region have an Air Cargo or a Business service category.

69 percent of the community airports in this region have a current or future designation in the Business/Recreational category. This finding is per the output of FDOT's Aviation Infrastructure Investment Tool. Only one of the thirteen community airports in this region has a Corporate service category designation. Eight of the community airports in this region (62 percent) have a Flight Training service category designation. All community airports (100 percent) in the North Central Florida Region have a Recreational/Sport service category designation. Six of the community airports in this region (46 percent) have a current or future Tourism service category designation. Other service category designations shown in Exhibit 2.9.6.5-7 are not applicable to the community airports in this particular CFASPP region.





Air Cargo Business Business/Recreational Corporate Flight Training Recreational/Sport Tourism (CA) Tourism (CS) Intercontinental Service

Airport	Air Cargo	Business	Business/Recreational	Corporate	Flight Training	Recreational/Sport	Tourism (CA)	Tourism (CS)	Intercontinental Service
Commercial Airports									
Gainesville Regional	●	■	▲	■	■	●	▲	▲	●
Community Airports									
Ames Field	●	●	●	●	●	■	●	●	●
Cross City	●	●	▲	●	■	■	■	●	●
Crystal River	●	●	●	●	■	■	▲	●	●
Dunnellon/Marion County	●	●	●	●	■	■	▲	●	●
Flying Ten	●	●	■	●	●	■	■	●	●
George T. Lewis	●	●	▲	●	●	■	●	●	●
Inverness	●	●	■	●	■	■	●	●	●
Lake City Municipal	●	●	▲	●	■	■	▲	●	●
Ocala International	●	●	●	■	■	■	▲	●	●
Perry-Foley	●	●	■	●	●	■	●	●	●
Rudy's	●	●	■	●	●	■	●	●	●
Suwannee County	●	●	▲	●	■	■	●	●	●
Williston Municipal	●	●	▲	●	■	■	●	●	●

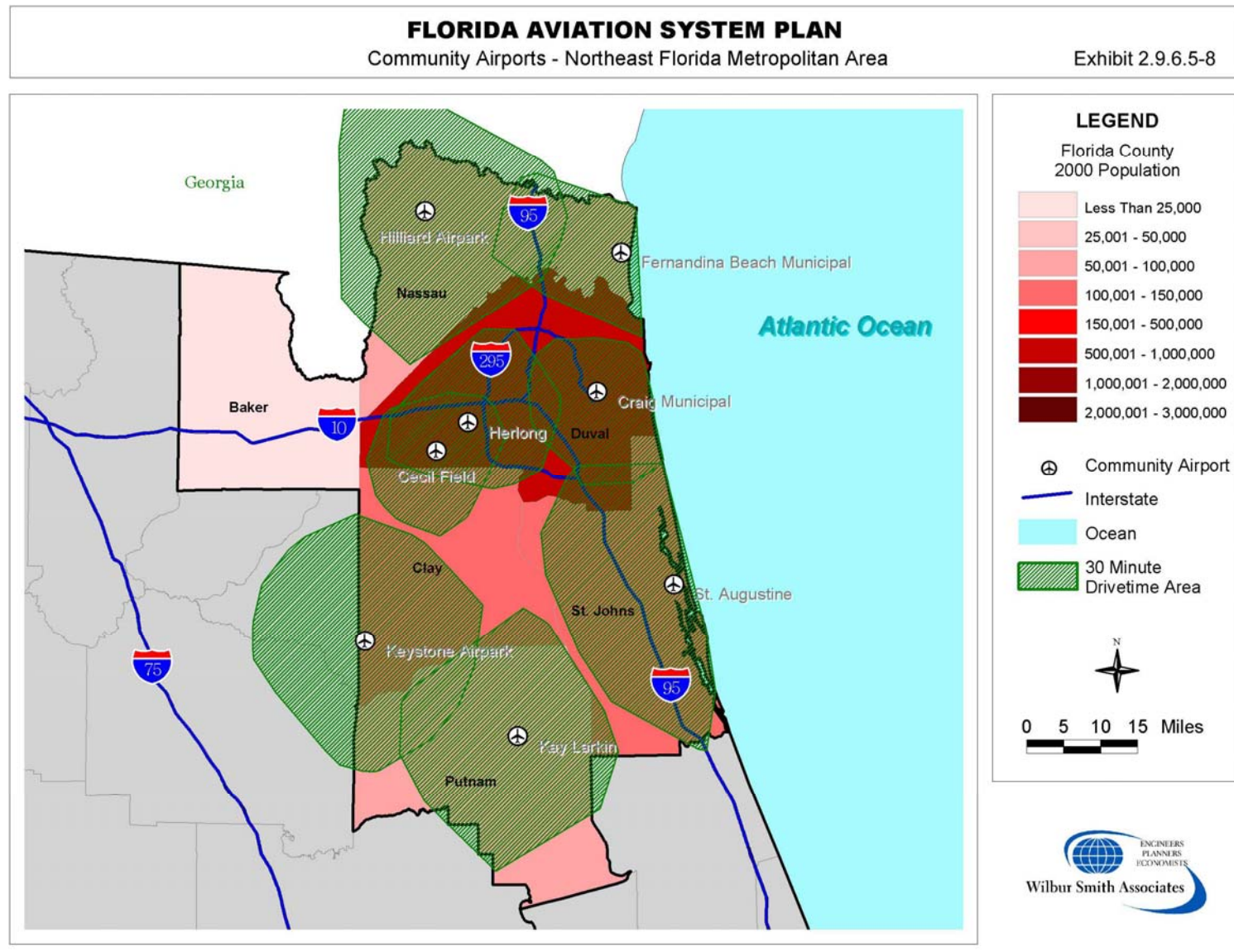
■ Current and Future
 ▲ Future Only
 ● Not Applicable

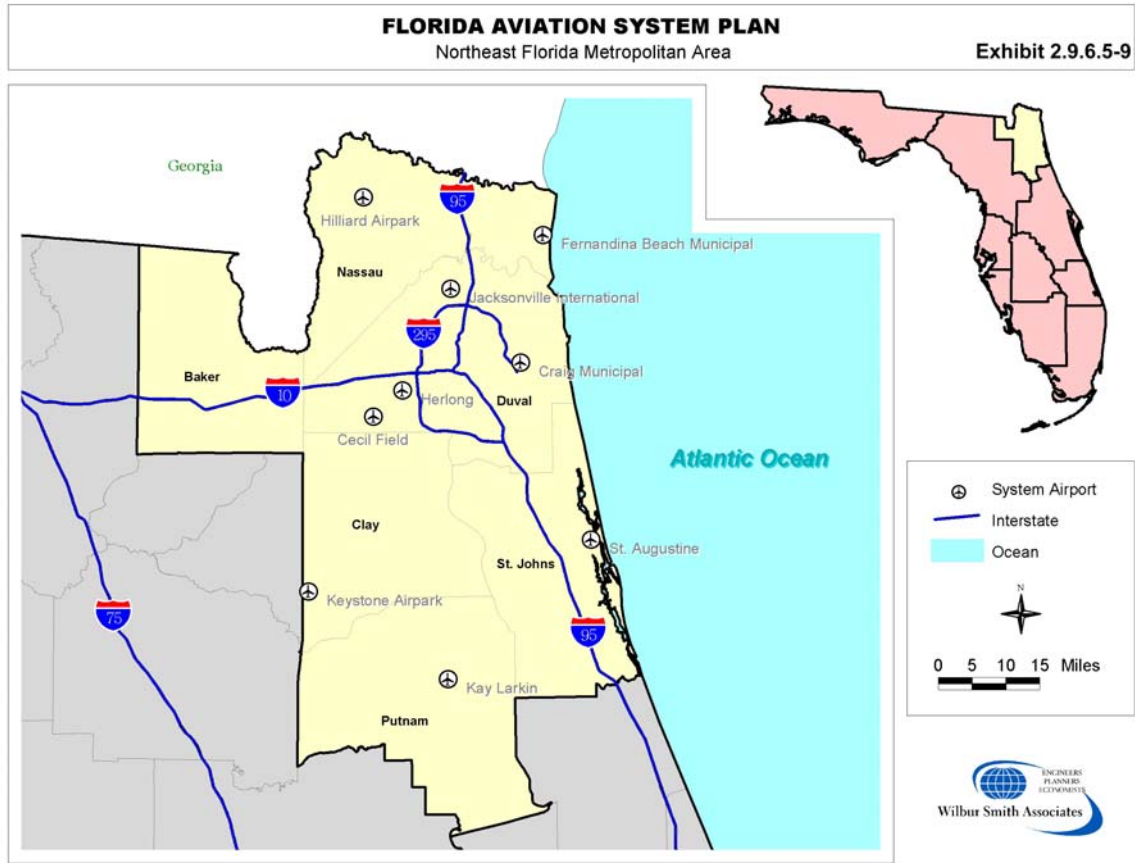
Source: FDOT Aviation Infrastructure Investment Tool

Northeast Florida Metropolitan Area Community Airport Service Categories

As depicted in **Exhibit 2-9.6.5-8**, nearly all of the counties in the Northeast Florida Metropolitan Area have at least one community airport; of the eight counties in the region, only one has no community airport. Within the region, there are eight community airports. As shown in **Exhibit 2-9.6.5-9**, none of the Northeast Florida Metropolitan Area community airports have Air Cargo, Commercial Service Tourism or Intercontinental Service category designations.

Output from the Infrastructure Investment Tools indicated that one airport (13 percent) in this region has a current and future Business Category designation, and all eight of the airports have a current or future Business/Recreational Category designation. Two of the airports (25 percent) have a current or future Corporate airport designation. Each of the eight airports has a current and future Flight Training designation. Seven (88 percent) of the region's airports have a current and future Recreational/Sport classification, and five (63 percent) have a current or future Community Airport Tourism designation. Other service categories shown in Exhibit 2-9.6.5-9 are not applicable to Central Florida Region community airports.





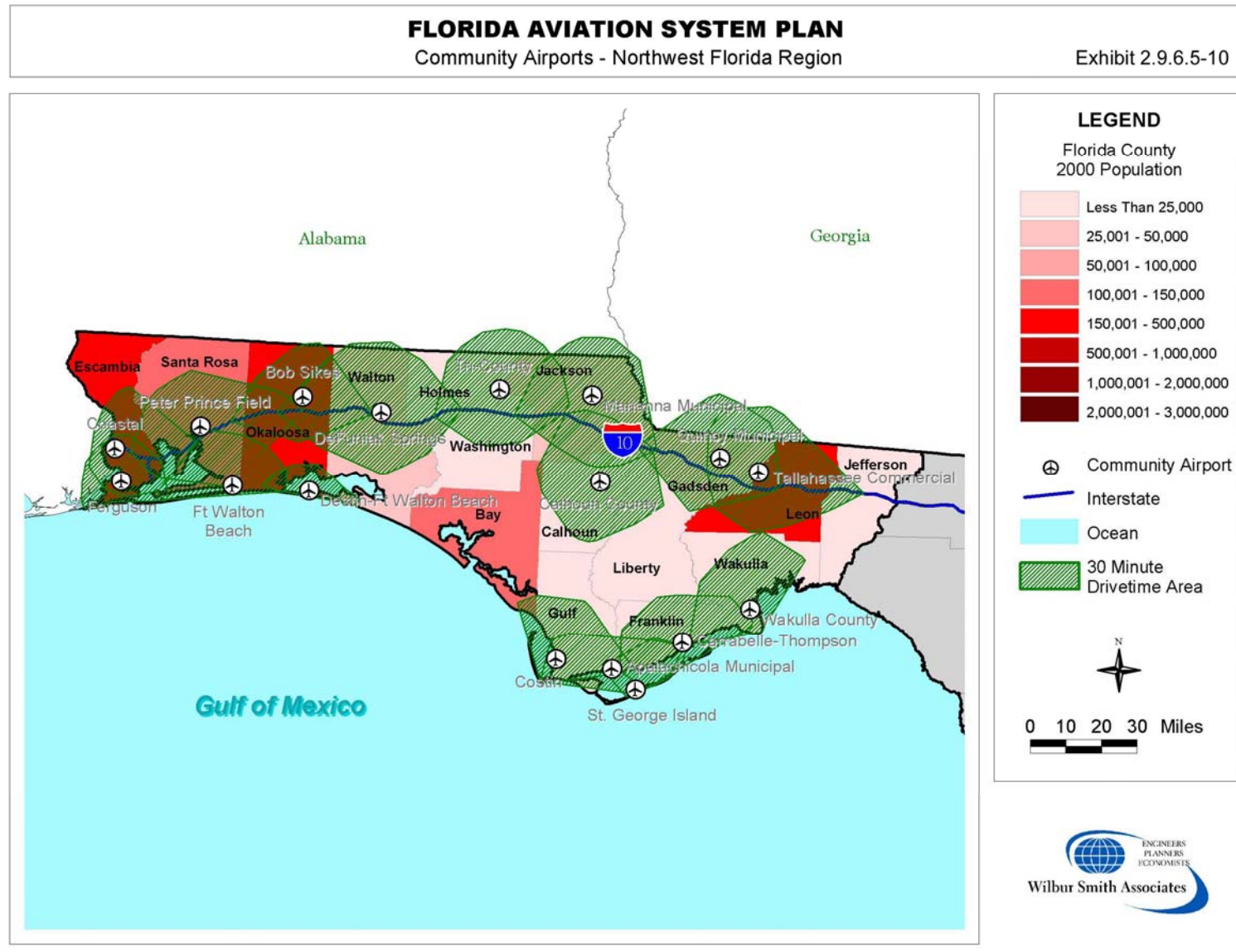
	Air Cargo	Business	Business/Recreational	Corporate	Flight Training	Recreational/Sport	Tourism (CA)	Tourism (CS)	Intercontinental Service
Commercial Airports									
Jacksonville International	■	■	●	●	■	●	●	■	■
Commercial Airports									
Cecil Field	●	●	▲	▲	■	●	▲	●	●
Craig Memorial	●	●	■	▲	■	■	●	●	●
Fernandina Beach Muni'	●	●	■	●	■	■	■	●	●
Herlong	●	●	▲	●	■	■	▲	●	●
Hilliard Airpark	●	●	▲	●	■	■	●	●	●
Kay Larkin	●	●	▲	●	■	■	▲	●	●
Keystone Airpark	●	●	▲	●	■	■	●	●	●
St. Augustine	●	■	▲	●	■	■	■	●	●

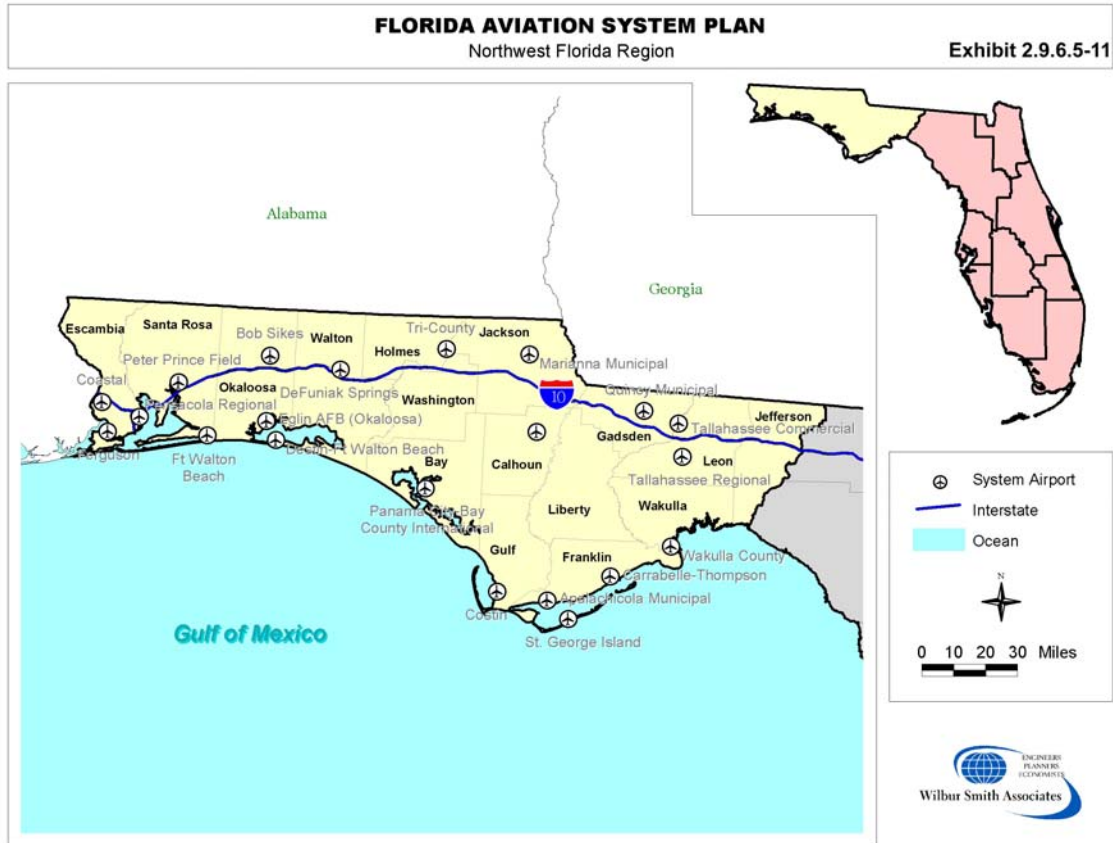
Source: FDOT Aviation Infrastructure Investment Tool

Northwest Florida Region Community Airport Service Categories

As shown in **Exhibit 2-9.6.5-10**, most of the counties in the Northwest Florida Region have at least one community airport; of the fifteen counties in the region, only three have no community airport. Within the region, there are 17 community airports. As depicted in **Exhibit 2-9.6.5-11**, none of the Northwest Florida Region community airports have Business, Commercial Service Tourism or Intercontinental Service category designations.

FDOT's Aviation Infrastructure Investment Tool shows that one airport (6 percent) in this region has a current or future Air Cargo service category designation. Eight of the community airports (47 percent) have a current or future Business/Recreational category designation, and the same proportion have a current or future designation as a Corporate and/or Flight Training airport. All 17 community airports in this region have a current or future designation in the Recreational/Sport category, and four (24 percent) have a current or future Community Airport Tourism designation. Other service categories shown in Exhibit 2-9.6.5-11 are not applicable to Central Florida Region community airports.





	Air Cargo	Business	Business/Recreational	Corporate	Flight Training	Recreational/Sport	Tourism (CA)	Tourism (CS)	Intercontinental Service
Commercial Airports									
Eglin AFB (Okaloosa)	●	■	●	●	●	●	●	■	●
Panama City Int'l	●	■	●	■	■	■	●	■	●
Pensacola Regional	■	■	●	■	●	●	●	■	●
Tallahassee Regional	■	■	▲	■	▲	●	●	■	●
Commercial Airports									
Apalachicola Municipal	●	●	▲	■	▲	■	▲	●	●
Bob Sikes	▲	●	▲	■	▲	■	●	●	●
Calhoun County	●	●	▲	●	●	■	●	●	●
Carrabelle-Thompson	●	●	●	●	●	■	▲	●	●
Coastal	●	●	▲	●	●	■	▲	●	●
Costin	●	●	▲	■	●	■	●	●	●
DeFuniak Springs	●	●	▲	■	●	■	●	●	●
Destin-Ft Walton Beach	●	●	●	●	●	■	■	●	●
Ferguson	●	●	▲	■	■	■	●	●	●
Ft Walton Beach	●	●	■	●	●	■	●	●	●
Marianna Municipal	●	●	●	■	■	■	●	●	●
Peter Prince Field	●	●	●	■	■	■	●	●	●
Quincy Municipal	●	●	●	●	▲	■	●	●	●
St. George Island	●	●	●	●	●	■	●	●	●
Tallahassee Commercial	●	●	●	■	●	▲	●	●	●
Tri-County	●	●	●	●	■	■	●	●	●
Wakulla County	●	●	●	●	■	■	●	●	●

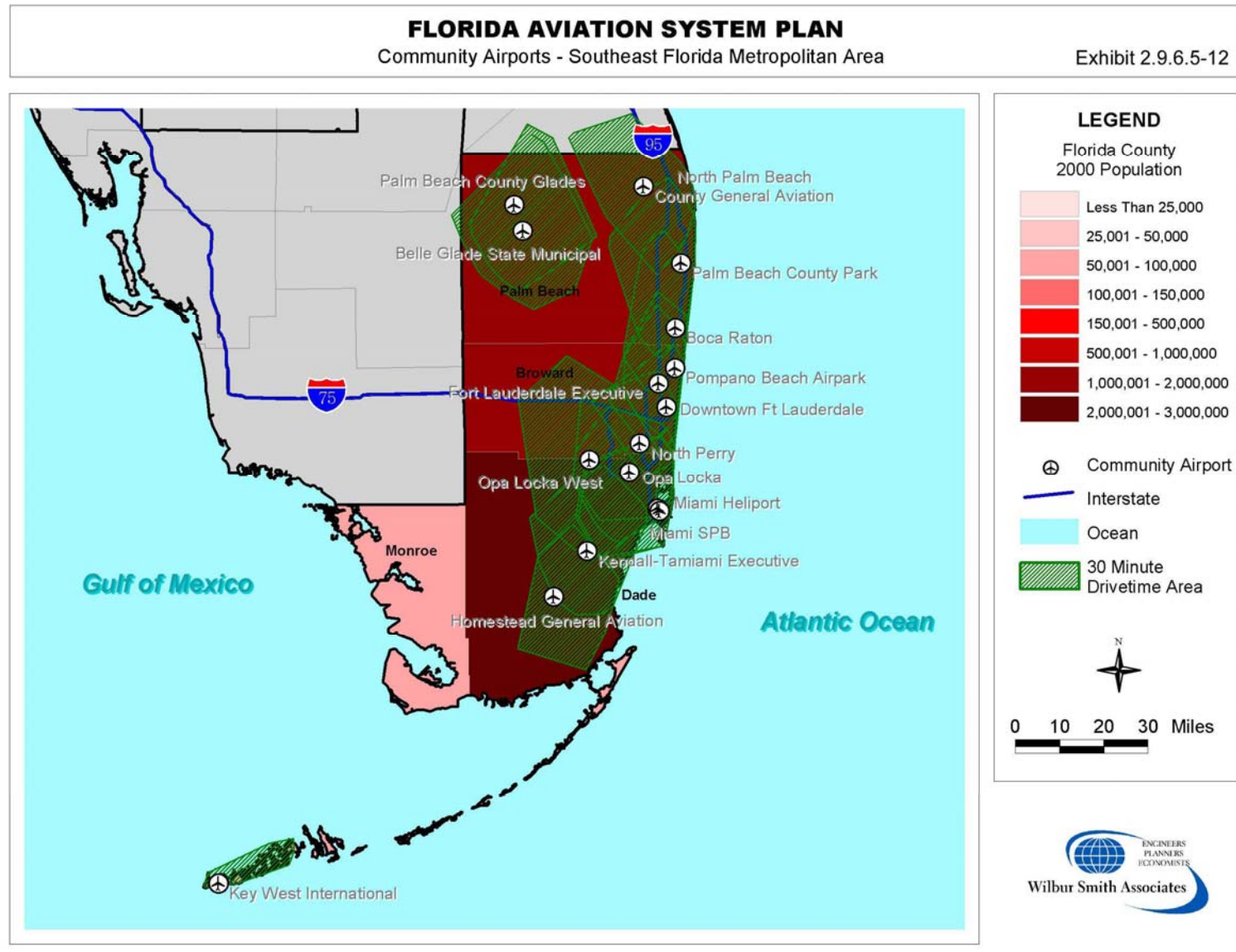
Legend:
 ■ Current and Future
 ▲ Future Only
 ● Not Applicable

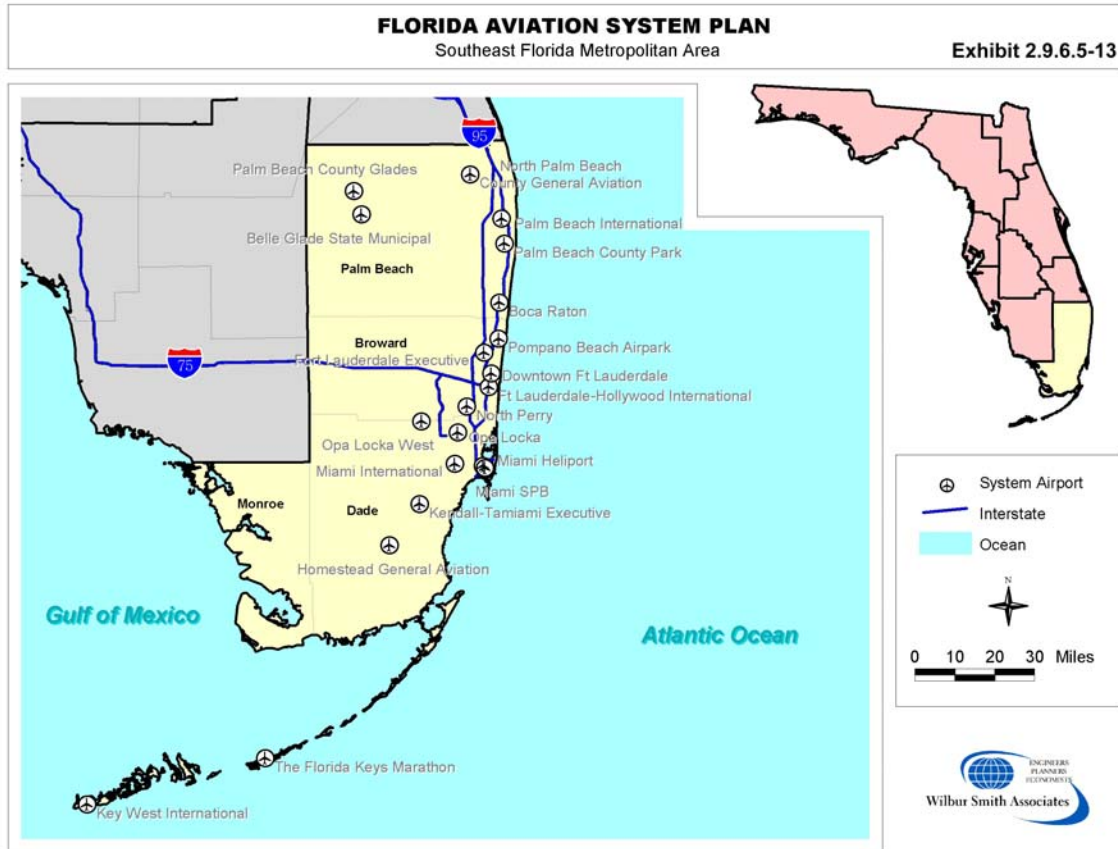
Source: FDOT Aviation Infrastructure Investment Tool

Southeast Florida Metropolitan Area Community Airport Service Categories

Exhibit 2-9.6.5-12 shows the location of the Southeast Florida Metropolitan Area's community airports. Each of the four counties in this region has at least one community airport. Within the Metropolitan Area, there are 17 community airports. According to **Exhibit 2-9.6.5-13**, none of the Southeast Florida Metropolitan Area community airports have Air Cargo, Business, or Intercontinental Service category designations.

Eleven community airports (65 percent) in this region have a current or future Business/Recreational category designation. This finding is based on the output from the FDOT Aviation Infrastructure Investment Tool. Nine of the community airports (53 percent) have a current or future Corporate category designation, and 11 have a current and future designation as a Flight Training airport. Twelve airports in this region (71 percent) have a current or future designation in the Recreational/Sport category, and ten (59 percent) have a current or future Community Airport Tourism designation. One community airport (6 percent) has a current and future designation as a Commercial Service Tourism airport. Other service categories shown in Exhibit 2-9.6.5-13 are not applicable to Central Florida Region community airports.





Air Cargo
 Business
 Business/Recreational
 Corporate
 Flight Training
 Recreational/Sport
 Tourism (CA)
 Tourism (CS)
 Intercontinental
 Service

Airport	Air Cargo	Business	Business/Recreational	Corporate	Flight Training	Recreational/Sport	Tourism (CA)	Tourism (CS)	Intercontinental Service
Commercial Airports									
Ft Lauderdale Int'l	■	▲	●	■	●	●	●	■	■
Key West Int'l	●	●	●	■	■	■	■	■	●
Miami Int'l	■	■	●	■	●	●	●	■	■
Palm Beach Int'l	■	■	●	■	■	●	■	■	■
Community Airports									
Belle Glade State Muni	●	●	▲	●	●	■	■	●	●
Boca Raton	●	●	▲	■	●	■	●	●	●
Dade-Collier	●	●	●	●	■	●	●	●	●
Ft Lauderdale Heliport	●	●	●	■	●	●	■	●	●
Ft Lauderdale Exec	●	●	▲	■	■	■	■	●	●
Homestead GA	●	●	●	●	■	■	▲	●	●
Kendall-Tamiami Exec	●	●	■	■	■	■	▲	●	●
Miami Heliport	●	●	●	■	●	●	■	●	●
Miami SPB	●	●	●	●	●	●	■	■	●
N Palm Beach Co.	●	●	▲	▲	■	■	●	●	●
North Perry	●	●	▲	▲	■	■	●	●	●
Opa Locka	●	●	■	■	■	▲	■	●	●
Opa Locko West	●	●	●	●	■	●	●	●	●
Palm Beach Co. Glades	●	●	▲	●	●	■	▲	●	●
Palm Beach Co. Park	●	●	▲	●	■	■	●	●	●
Pompano Beach Airpark	●	●	■	●	■	■	●	●	●
The Fl. Keys Marathon	●	●	■	■	■	■	■	●	●

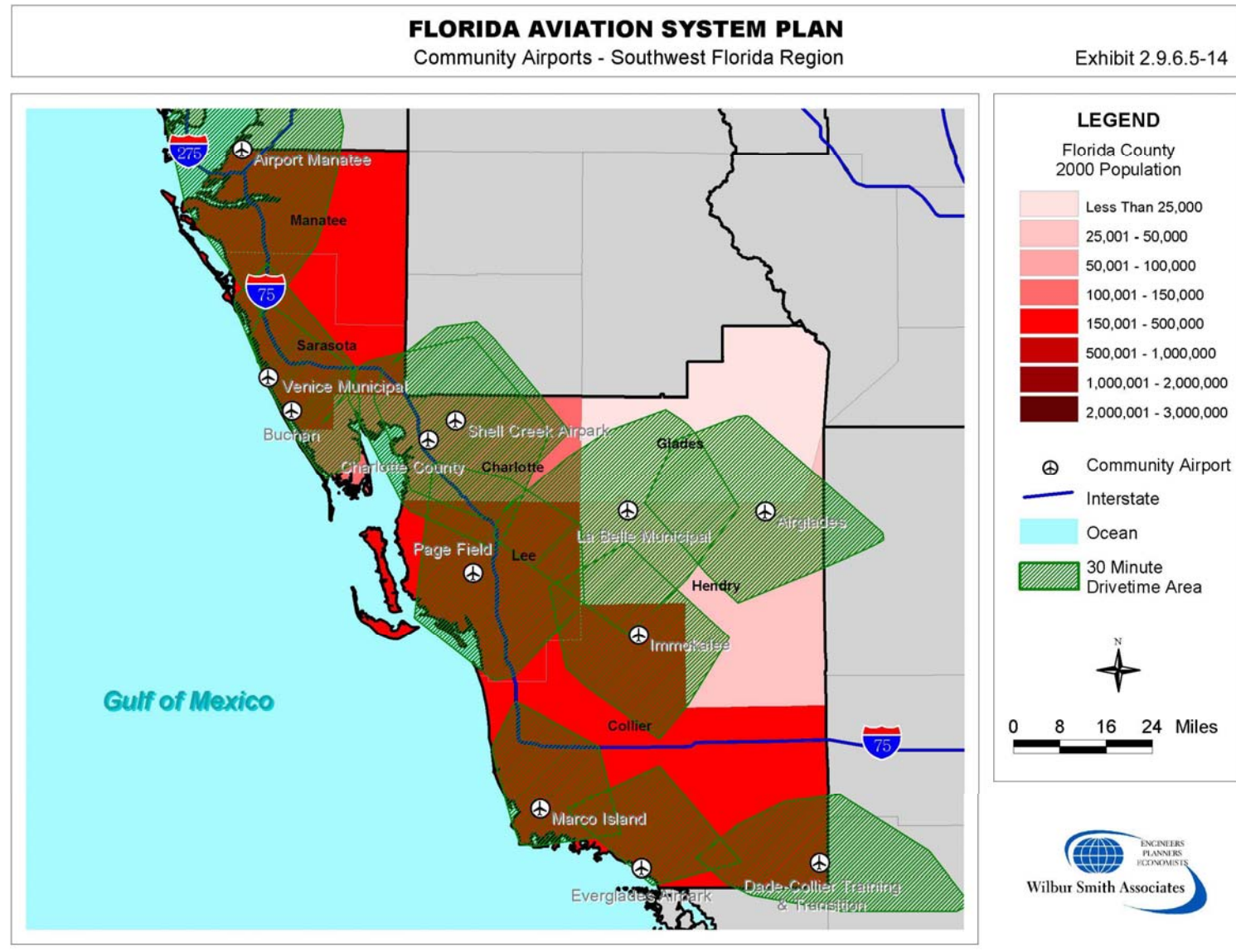
■ Current and Future
 ▲ Future Only
 ● Not Applicable

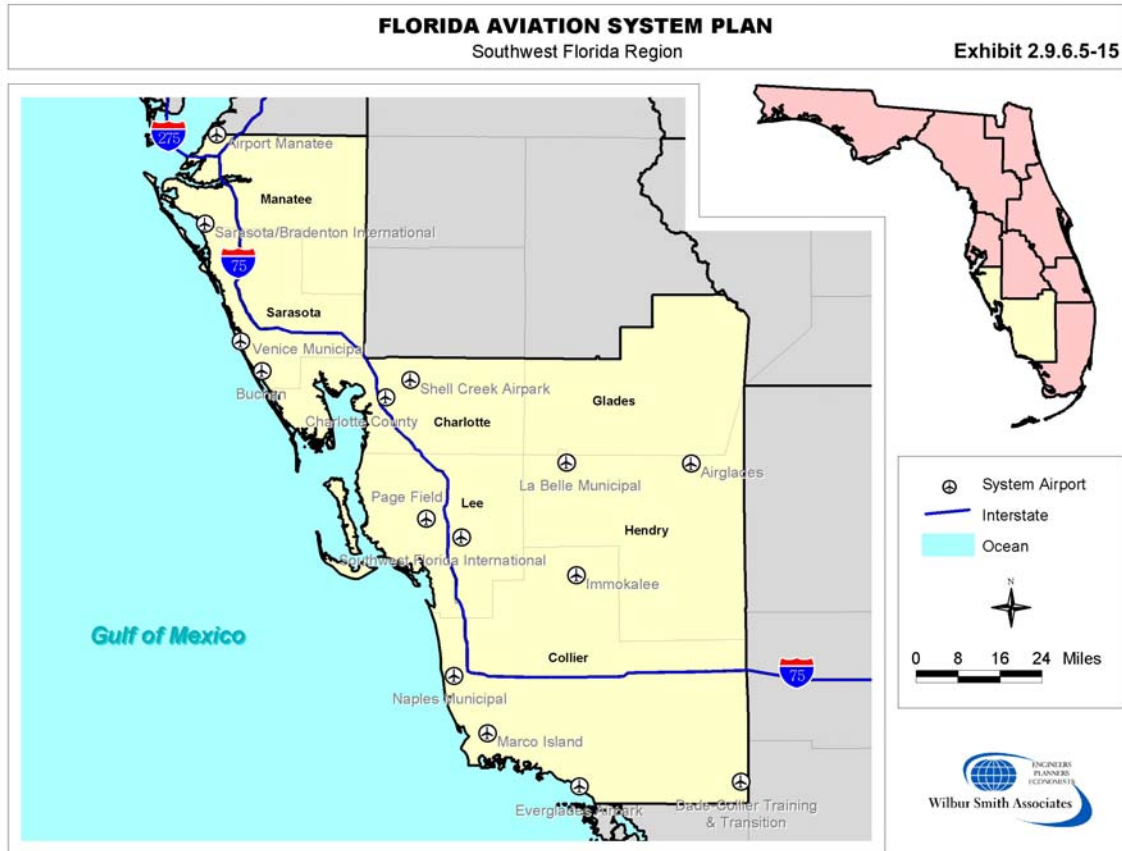
Source: FDOT Aviation Infrastructure Investment Tool

Southwest Florida Region Community Airport Service Categories

Exhibit 2-9.6.5-14 shows the Southwest Florida Region's eleven community airports. Most of the seven counties in the Southwest Florida Region have at least one community airport; only one county lacks a community airport. According to **Exhibit 2-9.6.5-15**, none of the East Central Florida Metropolitan Area community airports have Air Cargo, Business, Commercial Service Tourism, or Intercontinental Service Category designations.

Five community airports (59 percent) in this region have a current or future Business/Recreational category designation. This conclusion is based on the output from the Infrastructure Investment Tool. Two of the airports (18 percent) have a current or future Corporate Service Category designation, and six community airports (55 percent) have a current or future designation as a Flight Training airport. All eleven community airports in this region have a current or future designation in the Recreational/Sport category, and seven (64 percent) have a current or future Community Airport Tourism designation. Other service categories shown in Exhibit 2-9.6.5-15 are not applicable to Central Florida Region airports.





Air Crgo Business Business/Recreational Corporate Flight Training Recreational/Sport Tourism (CA) Tourism (CS) Intercontinental Service

Airport	Air Crgo	Business	Business/Recreational	Corporate	Flight Training	Recreational/Sport	Tourism (CA)	Tourism (CS)	Intercontinental Service
Commercial Airports									
Naples Municipal	●	●	●	●	■	▲	▲	●	●
Sarasota/Bradenton Int'l	●	▲	■	■	■	▲	▲	■	●
Southwest Florida Int'l	■	■	■	■	●	●	▲	▲	■
Community Airports									
Airglades	●	●	■	▲	●	■	▲	●	●
Airport Manatee	●	●	■	●	■	■	●	●	●
Buchan	●	●	●	●	●	■	●	●	●
Charlotte County	●	●	●	■	■	■	▲	●	●
Everglades Airpark	●	●	■	●	■	■	■	●	●
Immokalee	●	●	■	●	●	■	■	●	●
La Belle Municipal	●	●	●	●	●	■	■	●	●
Marco Island	●	●	■	●	●	■	●	●	●
Page Field	●	●	●	●	■	■	▲	●	●
Shell Creek Airpark	●	●	●	●	▲	■	●	●	●
Venice Municipal	●	●	●	●	■	■	■	●	●

■ Current and Future

▲ Future Only

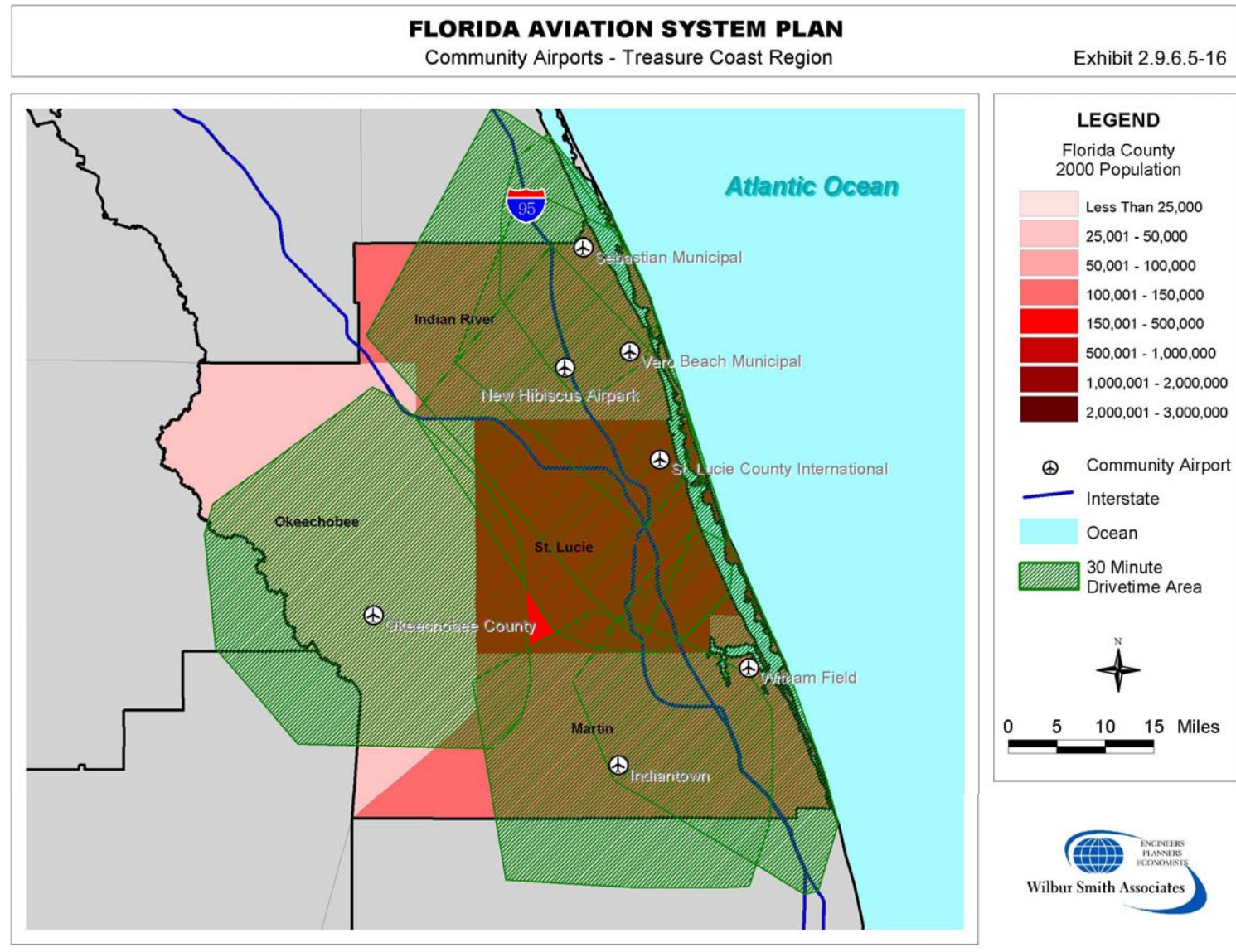
● Not Applicable

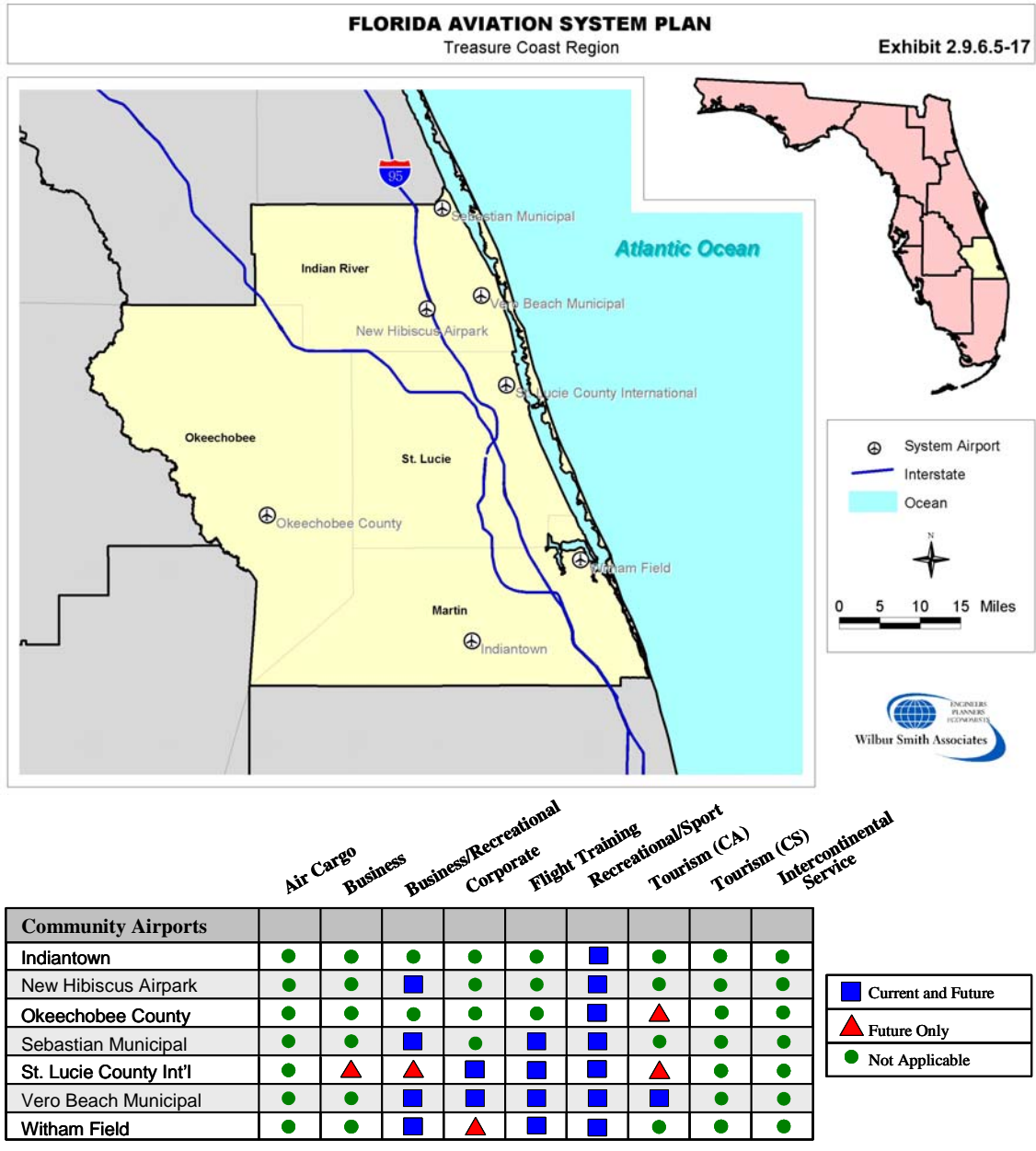
Source: FDOT Aviation Infrastructure Investment Tool

Treasure Coast Region Community Airport Categories

As shown in **Exhibit 2-9.6.5-16**, each of the four counties in the Treasure Coast Region have at least one community airport. Within the region, there are seven community airports. As depicted in **Exhibit 2-9.6.5-17**, none of the East Central Florida Metropolitan Area community airports have Air Cargo, Commercial Service Tourism, or Intercontinental Service Category designations.

Analysis completed using the FDOT Aviation Infrastructure Investment Tool shows that one of the community airports (14 percent) in this region has a current or future Business category designation. Five of the community airports (71 percent) have a current or future Business/Recreational category designation, and three (43 percent) have a current or future designation as a Corporate airport. Four of the region's seven community airports have a current and future Flight Training designation. All seven community airports in this region have a current or future designation in the Recreational/Sport category, and three (43 percent) have a current or future Community Airport Tourism designation. Other service categories shown in Exhibit 2-9.6.5-17 are not applicable to Central Florida Region community airports.



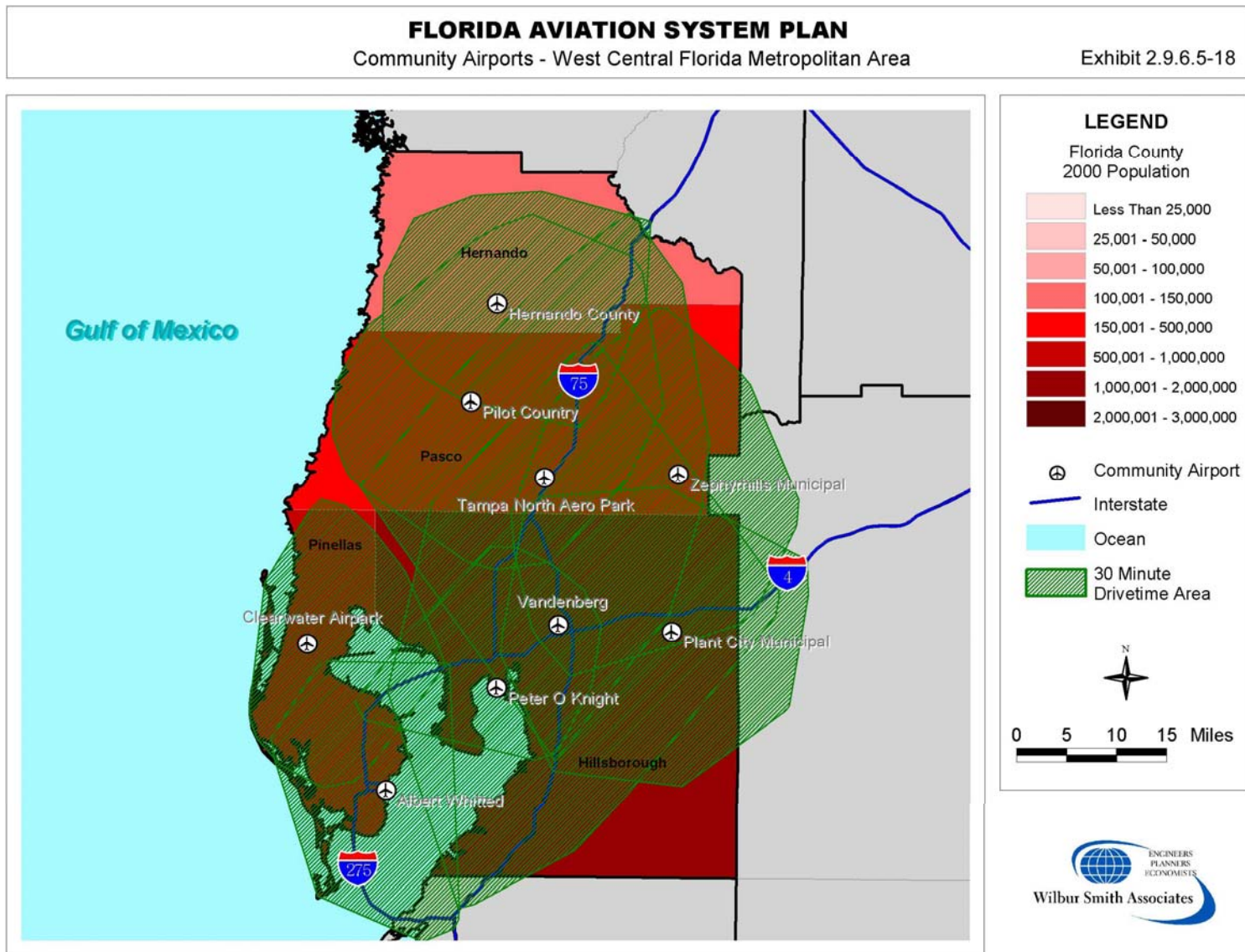


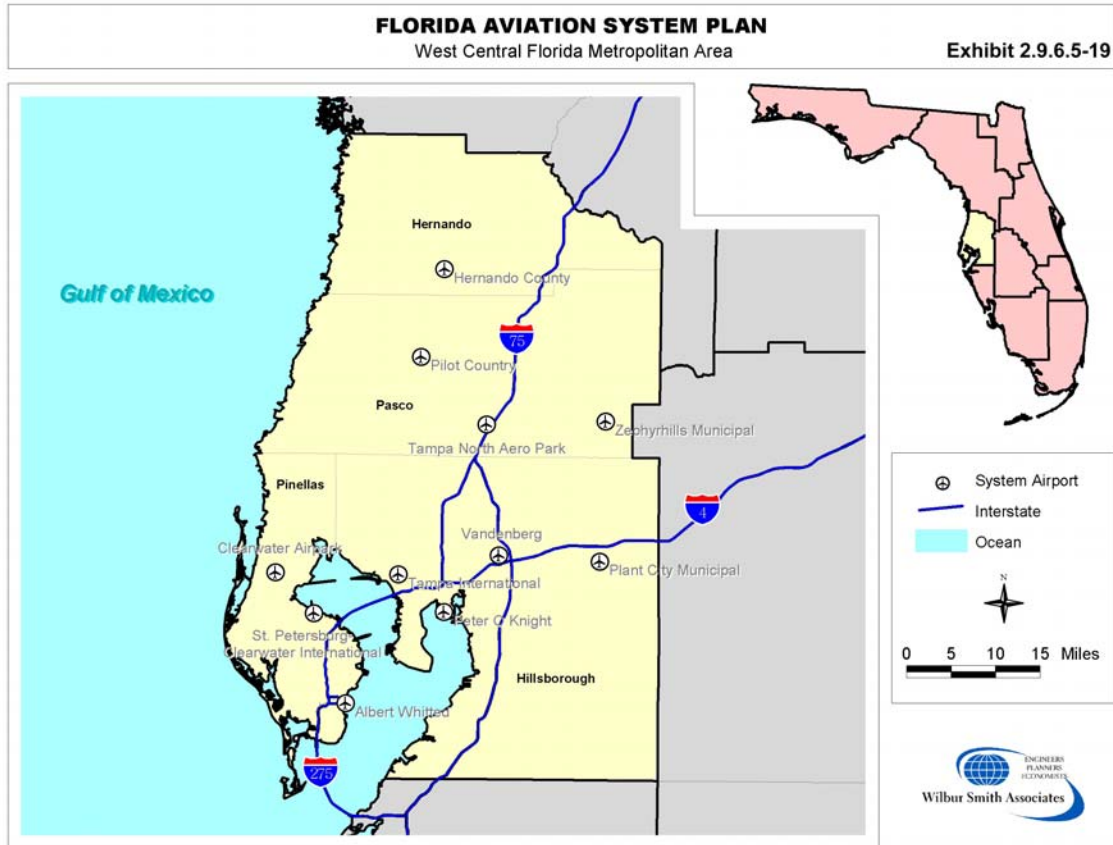
Source: FDOT Aviation Infrastructure Investment Tool

West Central Florida Metropolitan Area Community Airport Categories

As shown in **Exhibit 2-9.6.5-18**, each of the four counties in the West Central Florida Metropolitan Area have at least one community airport. Within the Metropolitan Area, there are nine community airports. According to **Exhibit 2-9.6.5-19**, none of the East Central Florida Metropolitan Area community airports have Air Cargo, Business, Commercial Service Tourism, or Intercontinental Service Category designations.

Three of the community airports (33 percent) in this region have a current or future Business/Recreational category designation. This conclusion is based on analysis completed using FDOT's Aviation Infrastructure Investment Tool. Two of the community airports (22 percent) have a current or future Corporate category designation, and three (33 percent) have a current or future designation as Flight Training airports. All of the region's seven community airports have a current and future designation in the Recreational/Sport category, and five (43 percent) have a current or future Community Airport Tourism designation. Other service categories shown in Exhibit 2-9.6.5-19 are not applicable to Central Florida Region community airports.





Air Cargo Business Business/Recreational Corporate Flight Training Recreational/Sport Tourism (CA) Tourism (CS) Intercontinental Service

Airport	Air Cargo	Business	Business/Recreational	Corporate	Flight Training	Recreational/Sport	Tourism (CA)	Tourism (CS)	Intercontinental Service
Commercial Airports									
St. Petersburg Int'l	●	■	■	■	■	■	▲	■	●
Tampa Int'l	■	■	■	●	●	●	●	■	■
Community Airports									
Albert Whitted	●	●	●	●	●	■	●	●	●
Clearwater Airpark	●	●	●	●	■	■	●	●	●
Hernando County	●	●	■	■	■	■	▲	●	●
Peter O Knight	●	●	■	●	●	■	▲	●	●
Pilot Country	●	●	●	●	●	■	●	●	●
Plant City Municipal	●	●	●	●	●	■	■	●	●
Tampa North Aero Park	●	●	●	●	●	■	●	●	●
Vandenberg	●	●	■	■	■	■	■	●	●
Zephyrhills Municipal	●	●	●	●	●	■	■	●	●

■ Current and Future

▲ Future Only

● Not Applicable

Source: FDOT Aviation Infrastructure Investment Tool