








Maximum Spacing Between Cones And Tubular Markers Shall Be 25'. Maximum Spacing Between Type I Or Type II Barricades Or Vertical Panels Or Drums Shall Be Based On The Speed Limit As Follows: 15' Up To 25 MPH; 30' For 30-40 MPH; 50' For 45 MPH Or Greater.

When Other Construction Or Maintenance Operations Occur Within 1 Mile, Sign(s) Are To Be Coordinated In Accordance With Index No. 600.

SYMBOLS

-  Work Area
-  Channelizing Device (See Index No. 600)
-  Work Zone Sign
-  Work Vehicle With Rotating/Strobe Lights
-  Shadow (S) Or Advance Warning (AW)
-  Vehicle with Advance Warning Arrow Board and Sign Message
-  Truck/Trailer Mounted Attenuator (TMA)

GENERAL NOTES

1. Work operations shall be confined to two way left turn lane, leaving the adjacent lanes open to traffic.
2. Advance Warning Vehicle will have an Advanced Warning Arrow Board in the Warning Mode.
3. When a side road intersects the highway within the TTC zone, additional TTC devices shall be placed in accordance with other applicable TCZ Indexes.
4. For general TCZ requirements and additional information, refer to Index No. 600.

CONDITIONS

WHERE ANY VEHICLE, EQUIPMENT, WORKERS OR THEIR ACTIVITIES ARE BEING CONDUCTED IN THE TWO WAY LEFT TURN LANE.

10/12/2016 1:15:42 PM

LAST REVISION 07/01/15	REVISION	DESCRIPTION:	 FY 2017-18 DESIGN STANDARDS	TWO WAY LEFT TURN LANE CLOSURE	INDEX NO. 628	SHEET NO. 1 of 1
---------------------------	----------	--------------	---	---------------------------------------	-------------------------	----------------------------