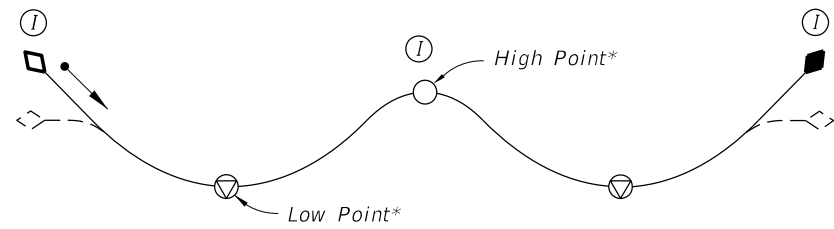
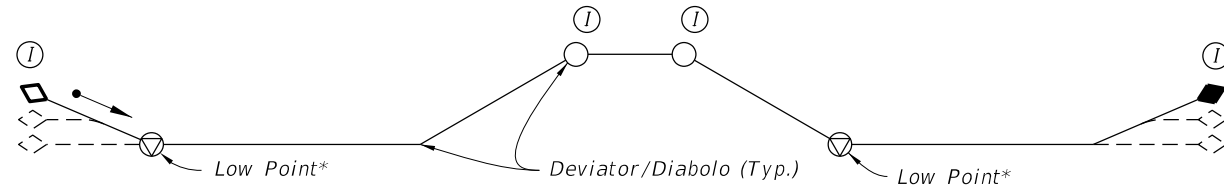


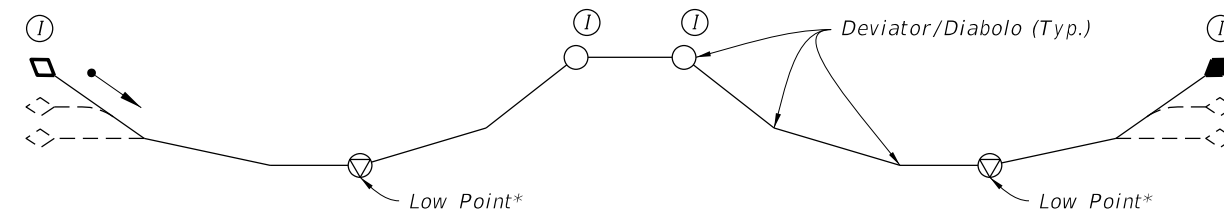
TYPICAL PROFILES FOR TENDONS WITH FLEXIBLE FILLER



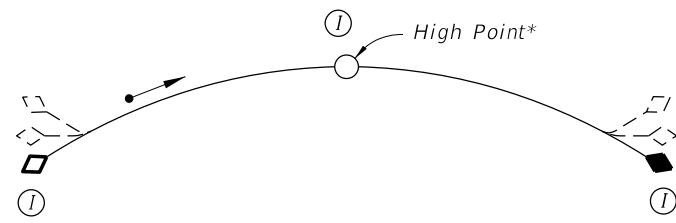
**Profile F1**  
(2 Span Profile shown; Profiles for 3 or more Spans similar)



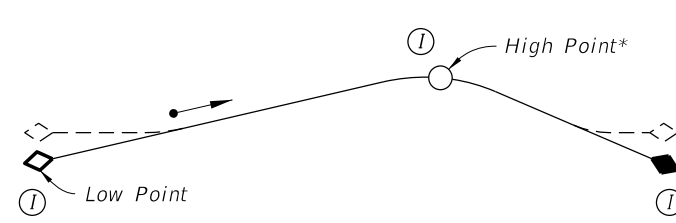
**Profile F2**  
(2 Span Profile shown; Profiles for 3 or more Spans similar)



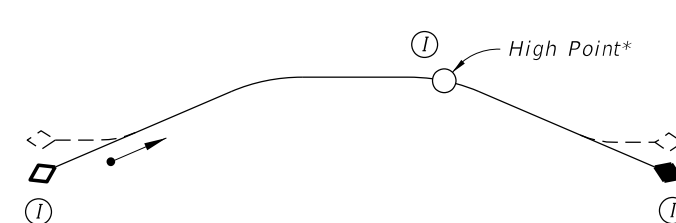
**Profile F3**  
(2 Span Profile shown; Profiles for 3 or more Spans similar)



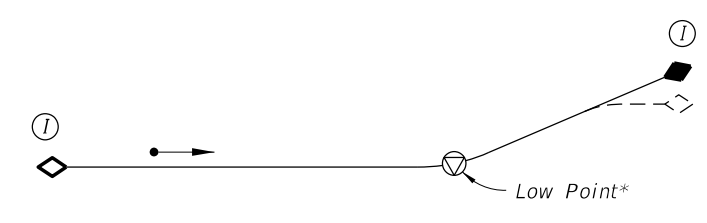
**Profile F4**



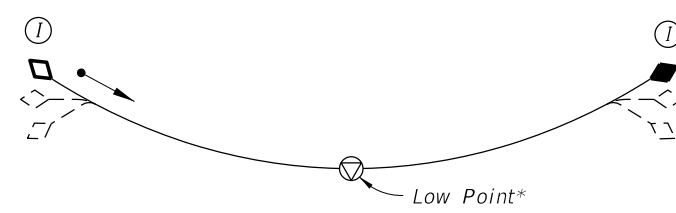
**Profile F6**



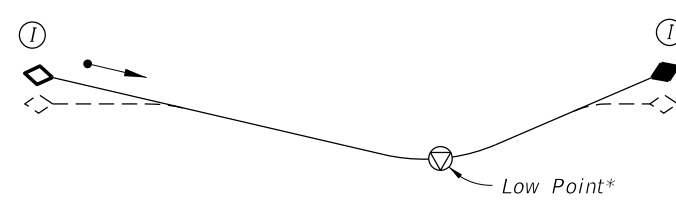
**Profile F10**



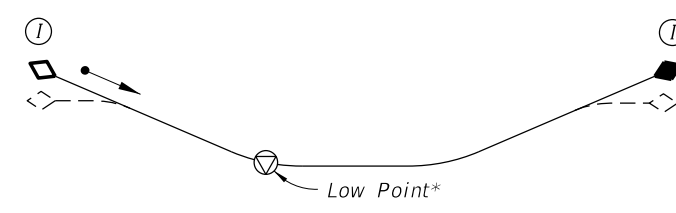
**Profile F13**



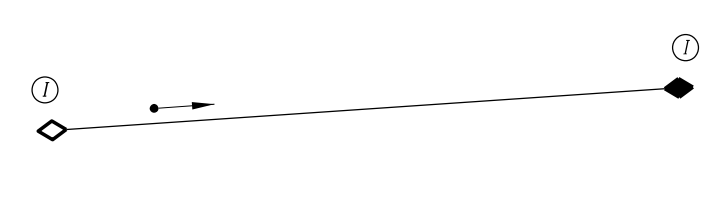
**Profile F5**



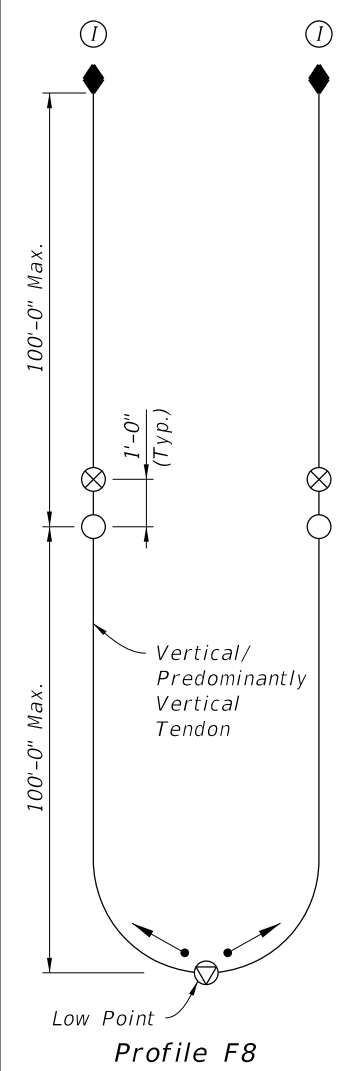
**Profile F7**



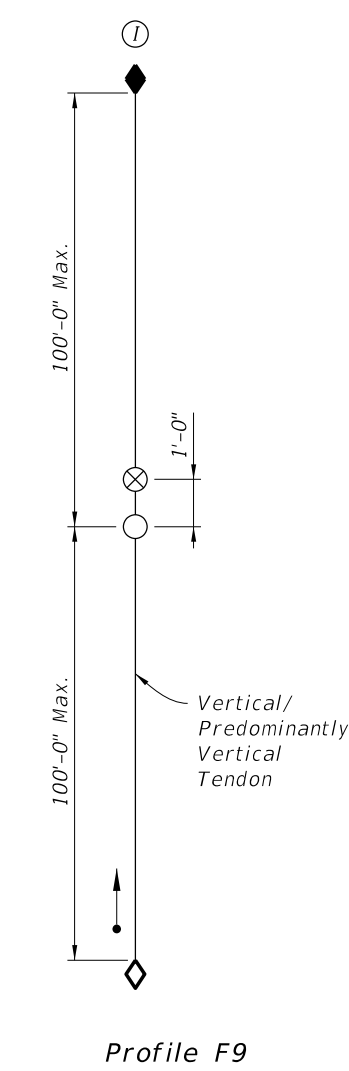
**Profile F11**



**Profile F14**



**Profile F8**



**Profile F9**

- LEGEND:**
- Strand, Wire or Bar Tendon
  - ◊ Anchorage with Filler Inlet at lower end of Tendon
  - ◆ Anchorage with Filler Outlet at higher end of Tendon
  - ⋈ -- Alternate tendon profile immediately adjacent to Anchorage
  - ⊗ Supplementary Filler Inlet
  - Filler Outlet
  - ▽ Drain (See Specifications Section 462 for additional Drain location requirements)
  - Direction of Filler Flow
  - Ⓜ Inspection Location

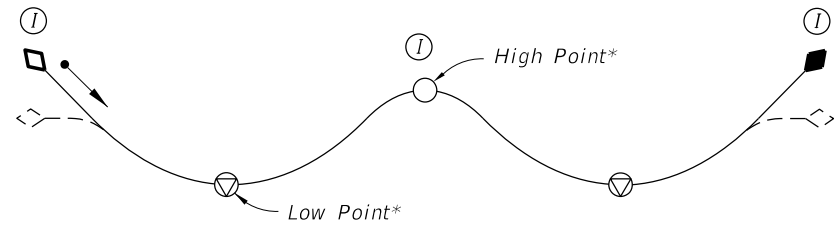
\* Adjust location to coincide with the true high or low point(s) of the tendon.

7/22/2016 10:14:43 AM

LAST REVISION	7/22/16	REVISION	DESCRIPTION: Revised tendon profiles to address different tendon geometries and injection and venting locations for tendons with flexible filler versus grout filler.
---------------	---------	----------	--

TYPICAL PROFILES FOR TENDONS WITH GROUT FILLER

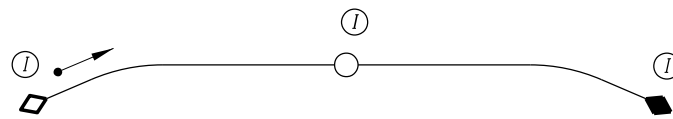
NOTE: See Sheet 1 of 2 for Typical Profiles for Tendons with Flexible Filler and for Legend of Symbols.



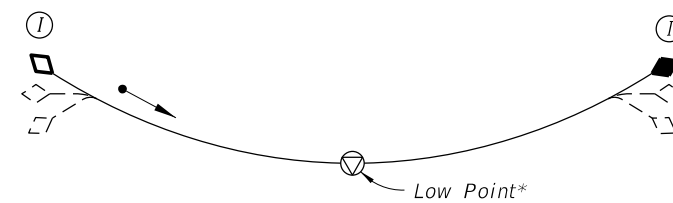
**Profile G1**  
(2 Span Profile shown; Profiles for 3 or more Spans similar)



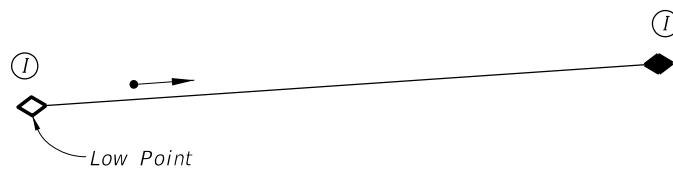
**Profile G2**  
(Profile for Single Cell Box shown; Profiles for Multiple Cell Boxes similar)



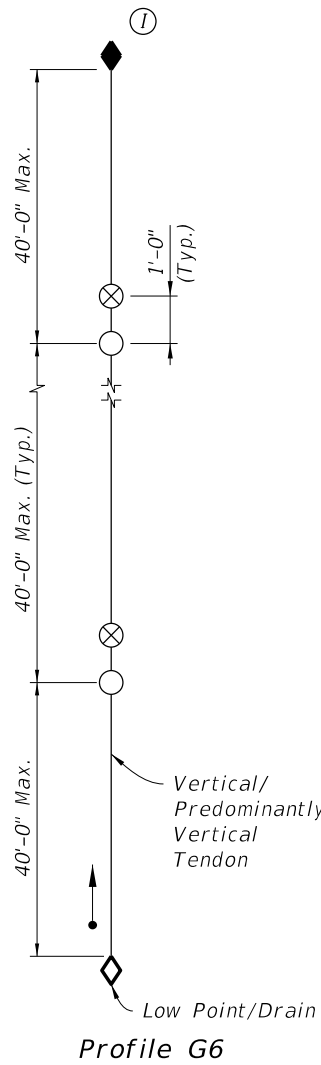
**Profile G3**



**Profile G4**



**Profile G5**



**Profile G6**

7/22/2016 10:14:44 AM

LAST REVISION  
7/22/16

REVISION DESCRIPTION:  
Added sheet.



FY 2016-17  
DESIGN STANDARDS

POST-TENSIONING TENDON PROFILES

INDEX NO.  
21801

SHEET NO.  
2 of 2